CHINT

正泰鑫辉

正泰鑫辉重载连接器

CHINT XINHUI HEAVY DUTY CONNECTORS

今日正泰
CHINT Today

2200亿元
年总资产
Total Assets
USD 30.82 Billion

1850亿元
年销售收入
Annual Revenue
USD 25.91 Billion

140+
遍及国家及地区
Business Coverage in Countries and Regions

160+亿元
利税总额
Total Annual Profit and Tax
USD 2.2+ Billion

40,000+
全球员工
Global Employees

500,000+
产业链带动就业
Employment Opportunities Driven by Industrial Chains

500强 中国企业
连续20余年上榜
Top China Company For over 20 Years

2025.12.31
相关数据统计截止时间：
Data as of

发展历程
Development History

坚守实业，整合发展 1984-2005	绿色能源，智能制造 2006-2016	构建平台，赋能创新 2017-至今

扬帆双碳新蓝海　开拓数智新未来
Open a New Blue Ocean for Dual Carbon Goals, Create a New Future for Digital Technology

新时代、新机遇，正泰构筑“3+2”产业发展新动能
New Era, New Opportunities, CHINT Build a New Momentum for the Development of the "3+2" Industry

正泰始终扎根实业、创新驱动发展，深入践行“产业化、科技化、国际化、数字化、平台化”战略举措，构建起“3+2”产业创新发展格局——即绿色能源产业生态群、智能电气产业生态群、智能家居板块三大核心产业，以及产业培育、科创孵化两大平台，成为倍受信任的电力能源综合解决方案服务商。

CHINT has consistently focused on diligent industrial pursuit and brand innovation. Embracing strategic imperatives such as industrialization, technological advancement, global expansion, digitization, and platform development, the company has strategically positioned itself across three key sectors: “Green Energy”, “Intelligent Electrical Solutions”, and “Smart Home”, along with two pivotal platforms, Emerging Industries and Sci-Tech Innovation Incubation.

正泰构筑3+2产业创新发展格局
产业化、科技化、国际化、数字化、平台化

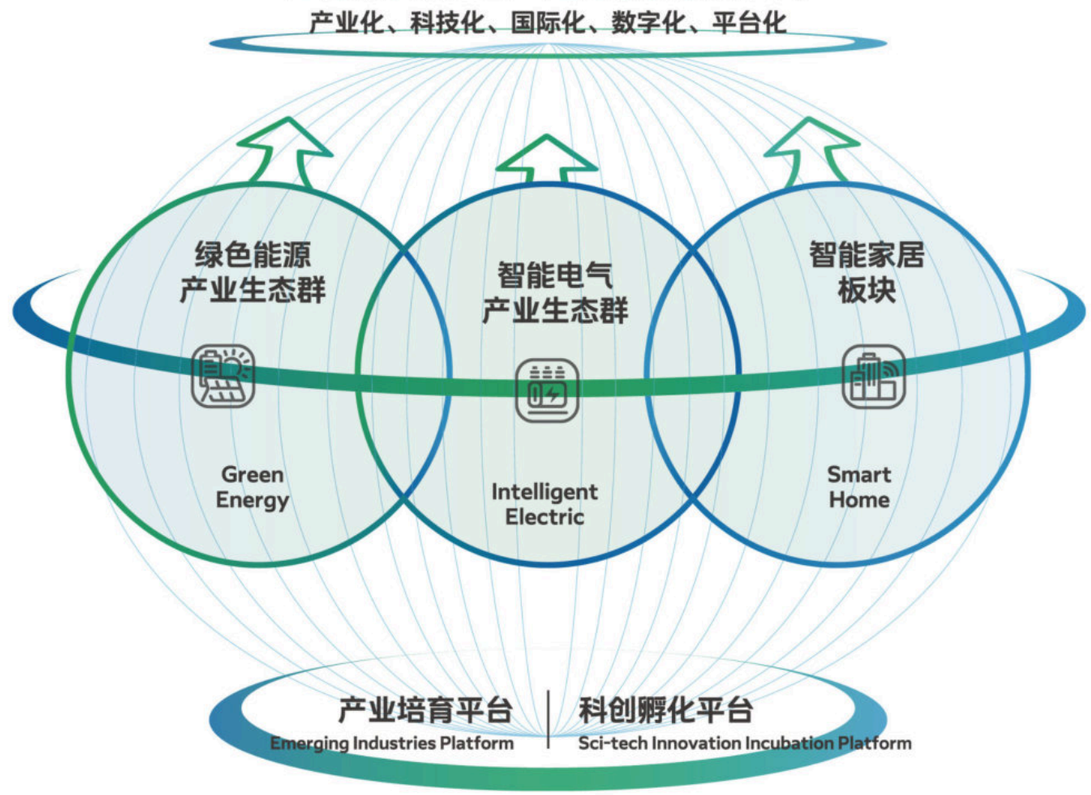

扬帆双碳新蓝海　开拓数智新未来

Open a New Blue Ocean for Dual Carbon Goals, Create a New Future for Digital Technology

植根中国 服务全球

Based In China, Providing Services Worldwide

4 全球研发中心：北美、亚太、西亚、中国
National R&D Centers: North America, Asia-Pacific, West Asia, China

6 国际营销区域：亚太区、西亚非洲区、欧洲区、拉丁美洲区、北美洲区、中国区
International Marketing Territories: Asia Pacific, Western Asia and Africa, Europe, Latin America, North America, China

30+ 制造基地
Manufacturing Bases

20+ 国际物流中心
International Logistics Centers

2300+ 全球经销商
Global Distributors

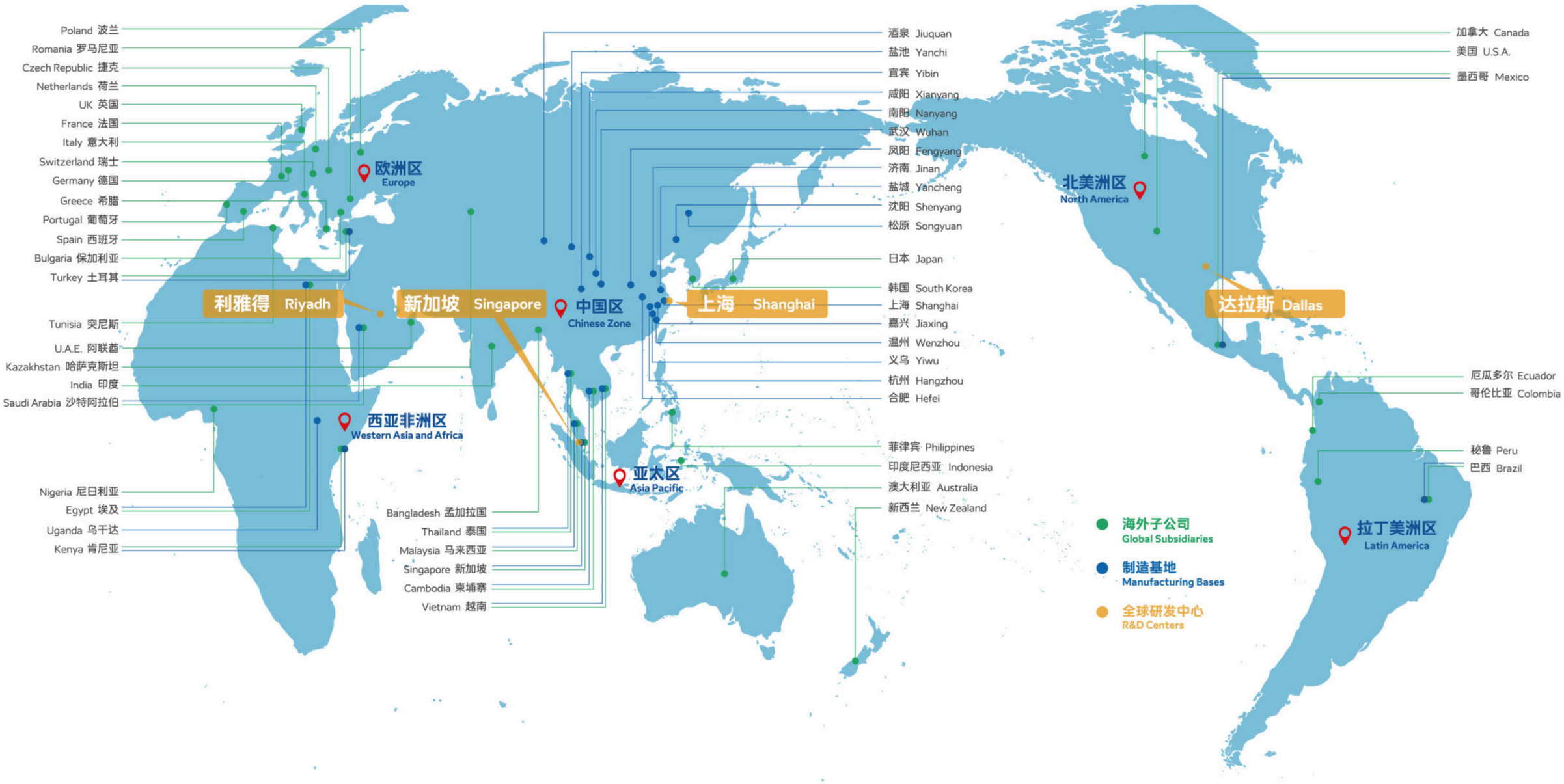

正泰鑫辉介绍
CHINT XINHUI INTRODUCTION

浙江正泰鑫辉光伏有限公司成立于2023年3月，是专业从事工业连接系统的研发、生产、销售和服务的科技型企业，是工业连接系统解决方案提供商

·获评国家高新技术企业、浙江省专精特新中小企业、浙江省科技型中小企业等
·现有厂房13000平方米，日产接线盒、连接器、优化器等超20万套
·全部产品通过TUV、UL、PCCC、产品碳足迹等国内外专业认证，其中光伏接线盒荣获中国专利保护协会2025年绿色技术创新案例

Zhejiang chint Xinhui Photovoltaic Co., Ltd., established in March 2023, is a technology enterprise specializing in the R&D, production, sales and after-sales service of industrial connection systems, as well as a full-scope solution provider for industrial connectivity.

· Accredited as a National High-Tech Enterprise, Zhejiang Provincial Specialized, Refined, Unique and Innovative (SRDI) Small and Medium-sized Enterprise, and Zhejiang Provincial Technology-based SME, among other credentials.
· Operates a 13,000 m^2 production base with a daily output exceeding 200,000 sets of PV junction boxes, connectors, power optimizers and related products.
· All products have obtained domestic and international professional certifications including TÜV, UL, PCCC and Product Carbon Footprint (PCF) accreditation. Notably, its PV junction boxes were selected as 2025 Green Technology Innovation Cases by the China Patent Protection Association (CPPA).

数说正泰鑫辉
DATA-DRIVEN INSIGHTS INTO CHINT XINHUI

41年+
深耕电器连接领域
EXPERTISE IN ELECTRICAL CONNECTION SYSTEMS

16年+
光伏连接经验
EXPERIENCE IN PHOTOVOLTAIC CONNECTIVITY

20万套+
日产能
DAY PRODUCTION CAPACITY

36项发明专利+
23项授权/13项公开实审
23 GRANTED /13 UNDER SUBSTANTIVE EXAMINATION

6项标准+
3项国标/2项行标11项团标，参编
3 NATIONAL STANDARDS/
2 INDUSTRY STANDARDS/
1 ASSOCIATION(CO-EDIIOR)

2所+
温州、上海研究院
LOCATED IN WENZHOU AND SHANGHAI

正泰鑫辉概述
CHINT XINHUI OVERVIEW

正泰鑫辉文化理念
CHINT XINHUI CORPORATE CULTURE

企业愿景：连接系统解决方案提供商
核心价值观：以客户为中心，创新、协作、正直、谦学、担当
企业使命：让连接更安全高效

我们坚持正泰集团“以人为本、价值分享”文化不动摇，秉承“以客户为中心，创新、谦学、正直、协作、担当”为核心价值观，以“为客户创造价值，为员工谋求发展，为社会承担责任”为经营理念，践行“让工业连接更安全高效”的使命，致力于成为优秀的“工业连接系统解决方案提供商”，与国内外合作伙伴及产业链上下游实现价值共享，构筑发展共同体。

Vision: A premier provider of connectivity system solutions.

Core Values: Customer-centricity, Innovation, Collaboration, Integrity, Humility in Learning, and Accountability.

Mission: To make every connection safer and more efficient.

We remain steadfast in upholding CHINT Group's culture of “People First, Value Sharing.” Guided by our core values—placing the customer at the center while championing innovation, humility in learning, integrity, collaboration, and accountability—we operate on the philosophy of “Creating value for customers, fostering growth for employees, and embracing social responsibility.”

Committed to our mission of making industrial connections safer and more efficient, we strive to be a leading Industrial Connectivity System Solution Provider. We aim to achieve shared value and build a community of common development together with our global partners across the industrial chain.

重载连接器

精工工艺 / 品质升级 / 售后保障



又名重载插座，是专门为满足苛刻的环境条件的要求而设计的，广泛应用于工业自动化、热流道模具、轨道交通、风能能源、设备制造、工业系统连接以及信息和控制领域。

背景：

随着工业自动化的深入发展，机械产品也出现更多的革新，例如很多产品已经被模块化设计，根据应用的需要不断的扩充功能。使用包括启动模块、大电流模块、电磁屏蔽模块及D-Sub模块的重载连接器不仅实现了模块化设备之间无障碍快速的连接，也保证了信号和供电的传输，这是传统的连接方式所无法达到的。

优势：

实现预先安装，大量及复杂电路的预先安装，可以极大地提高设备安装效率，减少接线错误率。

重载连接器提供高集成度连接，丰富的组合方式最大程度提高了设备空间的有效利用率。

重载连接器连接器方便、高效地实现设备各功能模板块的模块化结构，使得设备能方便、安全地进行运输、安装、维护和维修。

重载连接器提供的高防护等级（IP65、IP68）对于苛刻环境下设备连接系统的优势无可比拟。在沙尘、雨水、寒冷、冰雪、油污等恶劣环境下提供有效保护。

订购说明 How to order

在选择接插件时，需确定 When selecting heavy duty connector,we need to choose as follow:

额定电压/电流	Rated voltage and current
回路数(接插件针数)	Poles of connector
外壳形式(防护外壳上壳及底座的选择)	Choosing hood and housing type
附件(主要为电缆接头的选择)	Accessories(selecting cable gland)

接插体型号说明/Inserts explanation

例：HE- 016- M为HE系列的16针公插体。
i.e：HE- 016- Means male insert of 16 poles in HE series.

HE - 016 - M

- M：部件类型 Part of connector assembly
- 016：接插针数 Number of contacts
- HE：产品类型 Series

M/F：公/母螺钉连接
Male/Female Screw terminal

MC/FC：公/母冷压连接
Male/Female Crimp terminal

MS/FS：公/母弹片连接
Male/Female Cage- clamp terminal

MSS/FSS：公/母双弹片连接
Male/Female Cage- clamp terminal (two terminal per cantact)

MZ/FZ：直插式弹片连接
Quick lock terminal

防护外壳型号说明/Type of hoods and housings

例：H16B- SE- 2B- M25为H16B外壳系列里侧出线的螺纹尺寸为M25的上壳
i.e：H16B- SE- 2B- M25 means a side entry hood with M25 thread in H16B serious.

H16B - SE - 2B - M25

- M25：螺纹尺寸 Thread sizes
- 2B：耳数/锁扣数 Locking lever
- SE：外壳类型/出线方式 Type of hoods and housings/Kind of entry
- H16B：系列 Serious

SE：上壳侧出线
side entry

SEH：上壳侧出线高结构
side entry,high construction

TE：上壳顶出线
top entry

TEH：上壳顶出线高结构
top entry,high construction

BK：不封底下壳
bulkhead mounting

SF：封底下壳
surface mounting

SFH：封底下壳高结构
surface mounting,high construction

CCT：飞线下壳
cable to cable

CCTH：飞线下壳高结构
cable to cable,high construction

公司产品包装默认为单个配件独立包装，如客户需组装完毕整体包装，请提前告知。
Company products are packaged by default for individuallypackaged, if you need the overall package, please let us know in advance.

客户定制产品，请直接与我司联系For customize requirement,please contact us.

产品目录 Contents

芯子部分 Inserts

HA系列/HA Insert series ..... P01-01~P01-06
HE系列/HE Insert series ..... P02-01~P02-08
HEE系列/HEE Insert series ..... P03-01~P03-13
HD 系列/HD Insert series ..... P04-01~P04-12
HDD系列/HDD Insert series ..... P05-01~P05-09
HSB系列/HSB Insert series ..... P06-01~P06-06
HK系列/HK Insert series ..... P07-01~P07-21
HEAV系列/HEAV Insert series ..... P08-01~P08-06
HM系列/HM Insert series ..... P09-01~P09-38
HQ系列/HQ Insert series ..... P10-01~P10-17

外壳部分 Hoods and housings

3A外壳/Size 3A Hoods/Housings ..... P11-01~P11-11
10A外壳/Size 10A Hoods/Housings ..... P12-01~P12-02
16A外壳/Size 16A Hoods/Housings ..... P13-01~P13-02
32A外壳/Size 32A Hoods/Housings ..... P14-01~P14-02
6B外壳/Size 6B Hoods/Housings ..... P15-01~P15-10
10B外壳/Size 10B Hoods/Housings ..... P16-01~P16-20
16B外壳/Size 16B Hoods/Housings ..... P17-01~P17-22
24B外壳/Size 24B Hoods/Housings ..... P18-01~P18-22
32B外壳/Size 32B Hoods/Housings ..... P19-01~P19-06
48B外壳/Size 48B Hoods/Housings ..... P20-01~P20-02
HC外壳HC Hoods/Housings ..... P21-01~P21-08

冷压针部分Crimp contacts

5A 10A 16A 40A 70A 100A 200A ..... P22-01~P22-04

附件 Accessories

编码 Coding pins ..... P23-01~P23-01
附件/框架Accessories/ frame ..... P24-01~P24-02
工具 Removal Tool ..... P25-01~P25-02

应用领域 Field of Application

正泰鑫辉丰富的产品系列，能够满足不同领域、不同场合的电气或者信号的连接要求，保证各组件在各种环境中的安全、可靠、高效的协同运行。

Chint xinhui Heavy duty connectors with rich product series, are used wherever there is a need for a secure, simple and time-saving assembly of machinery and facilities.

We skilled in the fields of energy and data transmission are able to contribute a great deal more and play a closely integrative role in the value creation process!

Our claim: The relentless pursuit of perfection!

外壳防护等级 Ingress Protection

连接器上的外壳，密封件及锁扣装置使连接器的电气部件免受影响，比如冲击、异物、湿气、灰尘、水或清洁剂、冷却液、油等其它液体的入侵。

The connector's housing,sealing and locking mechanism protect the connection from external influences such as mechanical shocks,foreign bodies,humidity,dust,water or other fluids such as cleansing and cooling agents,oils,etc.

下面是防护等级一览表 The following table shows the different degrees of protection

字母代号/code letters: **IP**

第一个数字/ First Index Figure 防固体异物保护/ Foreign bodies protection: **6**

第二个数字/ Second Index Figure 防水保护/ Water protection: **5**

数字 Numeral	保护范围 Degree of protection	数字 Numeral	保护范围 Degree of protection
0	无防护 Not evaluated	0	无防护 Not evaluated
1	防止直径大于50mm的固体外物侵入 ≥50.0mm diameter object	1	防止水滴侵入 Dripping water:vertical
2	防止直径大于12.5mm的固体外物侵入 ≥12.5mm diameter object	2	倾斜15度时，仍可防止水滴侵入 Dripping water:15° tilt
3	防止大于直径2.5mm的固体外物侵入 ≥2.5mm diameter object	3	防止喷洒的水侵入 /Spraying water
4	防止大于直径1.0mm的固体外物侵入 ≥1.0mm diameter object	4	防止飞溅的水侵入 Splashing water
5	防止外物及灰尘 Dust-protected	5	防止喷射的水侵入 Jetting water
6	防止外物及灰尘 Dust-tight	6	防止大浪侵入 Powerful jetting water
		7	防止浸水时水的侵入 Temporary immersion
		8	防止沉没时水的侵入 Continuous immersion

电缆接头技术信息 Cable gland information

由于产品描述中含有螺纹尺寸，采用公制螺纹可方便的理解电缆接头的规格尺寸。
请注意采用公制的电缆接头，最大可夹紧的电缆直径可能变小。
The Cross Reference table shows the correlation between the Pg versions and the new metric types.
Please notice that the maximum cable diameter will be reduced by the new metric cable glands.

PG制螺纹与公制螺纹的对照表 Cross Reference :

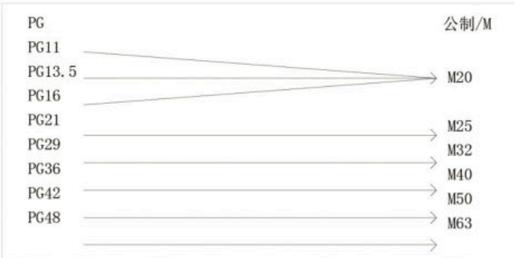

电缆接头的卡口范围如下 Below is shown the cable range of metric glands :

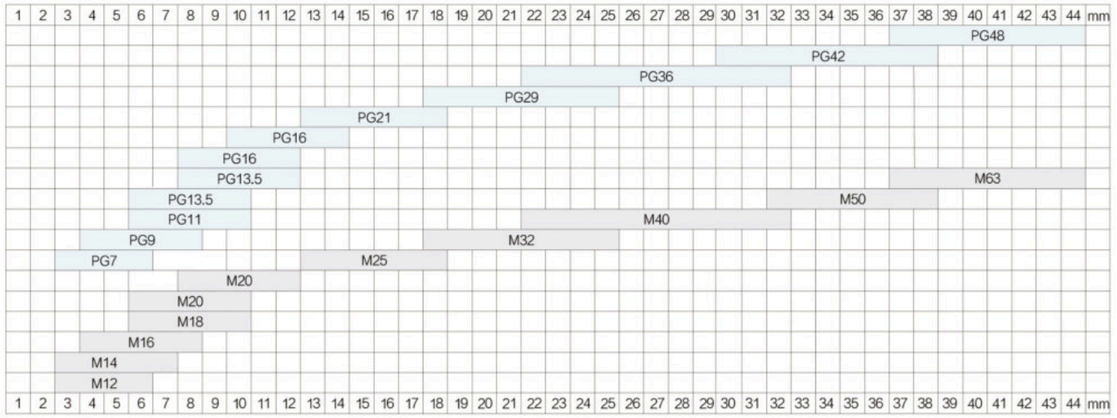

电缆 Cable

电缆直径与导线规格及导线数的关系图如右:
The diagram shows different cable-diagrams,being dependent on wire gauges and number of conductors.
All data are averages for commercial cables

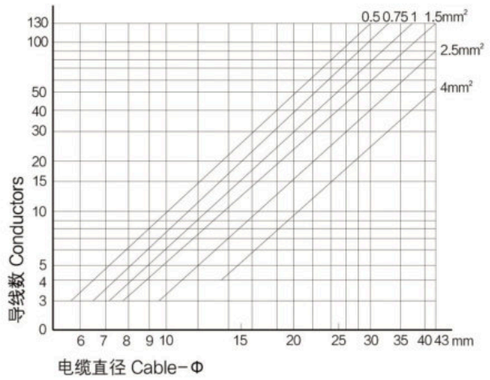

主要部件 Main Components

接插件安装示意图 Assembly details

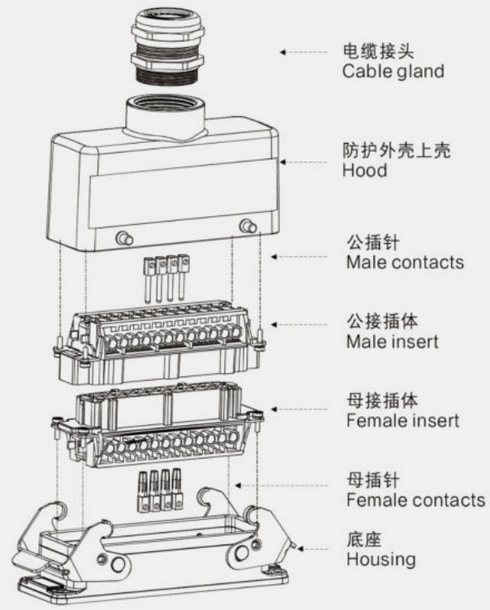

电缆接头 Cable glands
金属或塑料电缆接头 Metal or plastic cable glands
金属或塑料软管接头 Metal or plastic hose glands
其它电缆接头 Other cable glands

防护外壳上壳 Hoods
标准或高结构 Low or high construction
顶部出线或侧面出线 Top or side cable entry
单扣或双扣 1 or 2 locking levers

公、母接插体 Male,female insert
螺丝连接 Screw terminal
冷压连接 Crimp terminal
弹片连接 Cage-clamp terminal

公、母插针 Male,female contacts
适用于冷压连接的插体 Only for crimp terminal
镀金或镀银 Gold or silver plated

底座 Housing
开孔安装，表面安装或电缆对接
Bulkhead mounting,surface mounting,cable to cable
标准或高结构 Low or high constrcution
单扣或双扣 1 or 2 levels
带塑料盖或带金属盖或不带盖 Housing with or without covers

部分产品一览表 Part of the product

插体 Inserts / 上壳 Hoods	HA Series Screw terminal Crimp terminal	HE Series Screw terminal Spring terminal Crimp terminal	*HEE Series Crimp terminal	*HD Series Crimp terminal	*HDD Series Crimp terminal	HSB Series Screw terminal	HK Series Screw terminal	下壳 Housings
3A	230/400V/10A 3p+			250V/10A7p+				
3A	230/400V/10A 4p+			250V/10A 8p				
10A	250V/16A 10p+			250V/10A 15p+				
16A	250V/16A 16p+			250V/10A 25p+				
6B		500V/16A 6p+	500V/16A 10p+		250V/10A 24p+			
10B		500V/16A 10p+	500V/16A 18p+		250V/0A 42p+		HK-008/24	
16B		500V/16A 16p+	500V/16A 32p+	250V/10A 40p+	250V/10A 72p+	400V/690V35A6p+	HK-0040 HK-00612 HK-00636 HK-0042 HK-0012/2	
24B		500V/16A 24p+	500V/16A 46p+	250V/10A 64p+	250V/10A 108p+		HK-0048 HK-0066 HK-0080	
32B	用于安装任两个适用于16A外壳插体 Suitable for 2 inserts of size 16A							
48B	用于安装任两个适用于16B外壳插体 Suitable for 2 inserts of size 16B							
	用于安装任两个适用于24B外壳插体 Suitable for 2 inserts of size 24B							

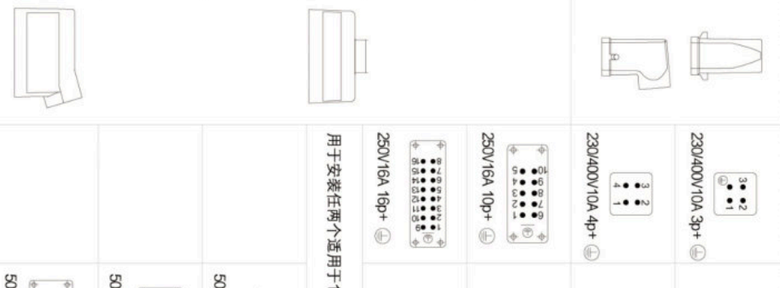

Modified contact loading arrangement permits use up to 500V,690V 1000V at insulation group C.

终端技术 Terminal Technology

冷压连接插体的技术参数 Crimp terminal inserts information

线规 Wire gauge		内部直径 Diameter	剥线长度 Stripping length (mm)		
(mm²)	AWG	Φ (mm)	HDD HD R15模块 (10A)	HE HA HvE (16A)	HC (40A)
0.14···0.37	26···22	0.9	8	–	–
0.5	20	1.15	8	7.5	–
0.75	18	1.3	8	7.5	–
1	18	1.45	8	7.5	–
1.5	16	1.75	8	7.5	9
2.5	14	2.25	6	7.5	9
4	12	2.85	–	7.5	9.6
6	10	3.5	–	–	9.6
10	8	4.6	–	–	15

	导体截面 Cross-sec	Φ	剥线长度 Stripping length
100A针	10mm²	4.3mm	19.0mm
	16mm²	5.5mm	19.0mm
	25mm²	7.0mm	19.0mm
	35mm²	8.2mm	16.0mm
350A针	35mm²	8.2mm	26.0mm
	50mm²	10.0mm	28.0mm
	70mm²	11.5mm	28.0mm
	95mm²	13.5mm	30.0mm
	120mm²	15.5mm	24.0mm
650A针	240mm²	22.5mm	50.0mm
细股绞线依据Wire assembly according to IEC60228-5			

其他说明 Additional Instruction

建议使用的拧紧力矩和螺丝的尺寸 Recommended tightening torque and size of screw driver

螺丝规格 Screw size	接插件类型 Connector type	拧紧力矩 Tightening torque (N.m)	拧紧力矩 Tightening torque (lbft)	建议使用螺丝刀的尺寸 Recommended size of screw driver
M3	螺丝端子 Screw terminal HA-003/HA-004	.25	0.2	0.4x2.5
M3	螺丝端子 Screw terminal HA-010/HA-016	0.5	0.4	0.5x3.5 or +Size1
M3	螺丝端子HE，定位及固定用 Screw terminal HE, Guiding pins and bushes	0.50	0.40	"0.5×3.5"
M4	接地螺钉端子 Ground terminal HA, HE, HD, HDD	1.2	0.9	0.5x3.5 or +Size1+2
M4	端子块 Screw terminal HSB	1.2	0.9	0.80×4.5
M5	接地螺钉端子 Ground terminal HSB	2.00	1.40	"0.8×4.5 or 1.2×8"

接线端子类型 Terminal Type

螺钉压接形式 Screw terminal

HA系列 Haseries
HE/HVE 系列 HE/HVE series
HSB系列 HSB series
HK系列 HK series
HWK系列 HWK series
HEAV系列 HEAV series

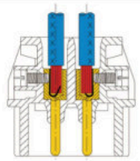

操作简单
Easy handling

无需专用工具
No special tools

接插芯 Inserts	最大线规 Max.wire gauge		剥线长度L(mm) Stripping length L(mm)
	mm²	AWG	
HA-003,HA-004	2.5	14	4.5
HE,HA,HEAV	2.5	14	7.5
HE,HVE	4.0	12	7.5
HSB	6.0	10	11.5
HK,HWK	16.0	5.0	14

冷压针压接形式 Crimp terminal

HD 系列 HD series
HDD 系列 HDD series

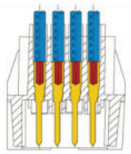

由于压接质量均匀，所以通向电阻恒定
Constant contact resistance as a result of precisely repeated crimp connection quality

由于接近于冷焊，所以保证了耐腐蚀性
Corrosion free connections as a result of cold weld action

接插芯 Inserts	最大线规 Max.wire gauge		剥线长度L(mm) Stripping length L(mm)	
	mm²	AWG	HDD/HD	HEC/HAC
HD HDD HM(10A)	0.5	20	8.0	7.5
	0.75	18	8.0	7.5
	1.0	18	8.0	7.5
	1.5	16	8.0	7.5
	2.5	14	8.0	7.5
	4.0	12	8.0	7.5

HE/HEE 系列 Series
HEEE 系列 Series
HM 系列 series

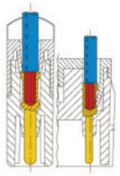

预制了带压接针的电缆束
Pre-preparation of cable forms with crimp comtacts fitted

从根本上提高了布线速度
Optimum cost cable connection

接插芯 Inserts	最大线规 Max.wire gauge		剥线长度L(mm) Stripping length L(mm)
	mm²	AWG	HEE/HM(40A)
HE HEE HEEE HM	0.5	20	7.5
	0.75	18	7.5
	1.0	18	7.5
	1.5	16	7.5
	2.5	14	7.5
	4.0	12	7.5

弹片压接端子形式 Cage-clamp terminal

HE系列 Series

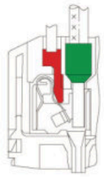

这种连接技术对操作和工具的要求较小，且具有较高的功能安全性。
This termination method requires very little preparation of the wire and on special tools,leading to a low installed cost and a high degree of mechanical security.

由于操作人员可以看到导线和螺丝刀，因些具有较高的操作舒适度。
Ease of termination.Conductor and screwdriver are in same plane.

接插芯 Inserts	最大线规 Max.wire gauge		剥线长度L(mm) Stripping length L(mm)
	mm²	AWG	
HE	0.14-2.5	26-14	9-11

无需对导线头进行特殊处理。
No special preparation of stripped conductor.

夹紧力随导线截面的增加而提高。
The larger the conductor the higher the clamping force.

安装状态下可从接线侧进行检测。
From the terminal side for testing installation condition.

导线连接防振动和冲击。
The termination is vibration-proof.

轴向螺栓压接形式 Axial screw terminal

HK-006/6
HK-006/12
HK-008/0

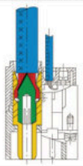

节省空间
Less space required

操作简单
Easy handling

无需专用工具
No special tools

接插芯 Inserts	最大线规 Max.wire gauge		剥线长度L(mm) Stripping length L(mm)
	mm²	AWG	
HK-006/6	16-35	5-2	13-14
HK-006/12	2.5-10	13/-1	8-9
HK-008/0	10-25	16/-1	6-7

建议使用的拧紧力矩和螺丝刀的尺寸 Recommended screw drivers and tightening torques

螺钉尺寸 Size of screw	接插件类型 Connecter type	拧紧力矩（Φ） Tightenting torque [Nm]	拧紧力矩（Φ） Tightenting torque [Nm]	建议使用螺丝刀尺寸 Recommended size of screw driver
M3	螺钉端子 Screw terminal HA-003/HA-004/HQ-005	0.25	0.20	0.4×2.5
M3	螺钉端子 Screw terminal HA-010/HA-016	0.50	0.40	0.5×3.5 or ±size 1
M3	螺钉端子 HE,HEAV 定位及固定用 Screw terminal HE，HEAV fixing screws of all kinds,guiding pins and bushes	0.50	0.40	0.5×3.5
M4	接地端子螺钉 Ground terminal HA,HE,HD,HDD	1.20	0.90	0.5×3.5 or ±size 1+2
M4	端子块 Terminal blocks HSB	1.20	0.90	0.8×4.5
M5	接地端子螺钉 Ground terminal HSB	2.00	1.40	0.8×4.5 or 1.2×8.0

选型指南 Selection Guide

购买重型连接器时，我们可以做如下选择 When selecting heavy duty connector,we need to choose as following

NO.1



上壳侧出，底座开孔形式
Hood side-entry type,Housing bulkhead mounting

NO.2



上壳顶出，底座开孔形式
Hood top-entry type,Housing bulkhead mounting

NO.3



上壳侧出，底座表面形式
Hood side-entry type,Housing surface mounting

NO.4

上壳顶出，底座表面形式
Hood top-entry type,Housing surface mounting

NO.5

上壳侧出，底座开孔带盖形式
Hood side-entry type,Housing bulkhead mounting cover

NO.6

上壳顶出，底座开孔带盖形式
Hood top-entry type,Housing bulkhead mounting cover

NO.7

上壳侧出，底座表面带盖形式
Hood side-entry type,Housing surface mounting cover

NO.8



上壳顶出，底座表面带盖形式
Hood top-entry type,Housing surface mounting cover

NO.9



上壳顶出，下壳对接形式
Hood top-entry type,Housing cable to cable coupling

订购完整连接器套件步骤：
For a complete connector components may be order from the following sub headings:

1 接插体类别 Connector type

如：24芯螺钉压接接插体型号为 HE-024
i.e.:24-polescrew terminal part NO.HE-024

2 壳体组合类别 List hoods and housings

常见九种组合方式见上图如：1是上壳侧出底座开孔形式
i.e.:“1” Hood side-entry type,Housing bulkhead mounting

3 螺丝毫孔大小 Threaded hole size

如：“M25”代表出线口螺纹为公制M25
i.e.:“M25” metric thread M25

例如：XH-HE-024.1-M25 代表接插体是HE-024，外壳是第一种组合（开孔侧出），上壳出线口螺纹为M25。

套件订货说明 Ordering system computerized

为了便于数据处理，订货时也可采用如下订货方式：

H - HE-024 -1 - M25

套件型号
Suite type

接插体类别 Connectors category
(例如i.e.HE)

壳体组合类别 Assembly category
(详见组合图 As shown in the figure combination)

螺纹 Thread
(标注壳体螺纹孔大小和数量
Shell threaded hole size and number)

直插式重载连接器产品介绍 Quick Lock Terminal

产品研发背景 Product development background

随着人工成本的持续升高，产品成本随之增加，导致工业设备厂家失去产品竞争力；而大部分工时的消耗发生在基础工艺工序；因此，有必要对基础元件的产品进行结构优化，提高工作效率，昊科直插式连接器颠覆传统接线工艺、在满足传统螺钉压接、笼式压接连接器，所有功能以外，在使用效率上有大幅提高。

产品推荐

功能描述 Function description

1 在开孔安装的场合，直插式连接器可实现连接器预安装在柜体上，再接线，如图一

图 1

2 为不影响柜内接线的整洁及规范、柜内的线束长度一般会尽量缩短，螺钉安装的连接器由于压接螺丝被壳体遮挡，需要把线预留的长一些拉到柜体外，先接到连接器上再固定外壳，这时柜内的线就会过长，影响布线工艺 如图二



图 2

3 直插式接线方式可轻松的接线，当产品需增减某些线束时，直插式连接器也不需要拆装连接器壳体就可实现，如图三

图 3

4 直插式接接器为用户预留的测试孔，可实现带电测试，如图四



图 4

5 直插式接接器运用编码块（图五）替代传统的编码销，实现多个连接器防插错，工艺简单、成本极低、将编码块压入插槽内即可实现（图六）

图 5

编码块 Encoding profile　　编码销 Standard code pin

传统连接器运用编码销，需要先把固定螺丝取下，换上编码销，操作麻烦费时间，且价格相比编码块高昂。

图 6

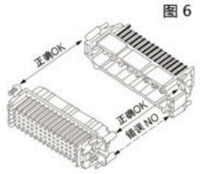

产品接线方式对比 Product wiring method

产品 Product	直插式 Quick lock terminal 24 inserts(公插M+母插F)	弹片压接Cage-clamp terminal 24 inserts(公插M+母插F)	螺钉压接 Screw terminal 24 inserts(公插M+母插F)
接线耗时 Connection time	6分钟min	12.5分钟min	15分钟min

1 直插式弹片接线方式 Quick Lock terminal

Step 1:导线插入 Wire insertion

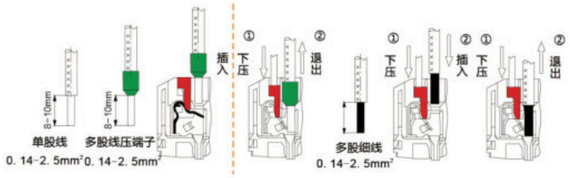

2 普通弹片接线方式 Cage-clamp terminal

Step 1:螺钉起子插入正方形插孔中，弹片被推向一侧，从而打开校线口。



Step 2:将线缆插入圆形接线口。

Step 3:取出螺丝起子，弹片收回原位，从而夹紧插入的线缆。

Step 4:连接完成，请拉动线缆以确认线缆确实被弹片夹紧。

3 螺钉接线方式 Screw terminal

手工拧紧或电动螺丝刀拧紧，拧紧力不一致，导致螺丝没拧到位，同时在振动条件，螺丝有松脱可能。因为拧紧力度不一样，使用工具的不规范，容易导致十字螺丝头打滑，从而极大的增加了作业人员的劳动强度。

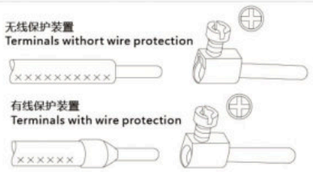

接线技术 Wiring Technique —— 螺钉连接 Screw Connection

带电缆保护的接线
with wire protect connection

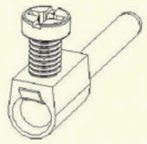

以下产品无需使用套管：HA 系 列，
HE系 列，HK-004/8信号针，HK-006/12,HK-006/6
The following products do not require the use of sleeves:
HA Series, HE Series, HK-004/8 Signal Pin, HK-006/12, HK-006/6.

不带电缆保护的接线
without wire protect connection

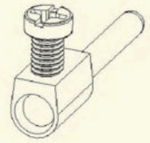

以下产品需除去绝缘层，和使用套管：
HK-004/0,HK-004/2,HK-004/8
The following products have to make their insulation layers removed and use sleeves:HK-004/0,HK-004/2, HK-004/8.

插芯Terminal	电缆保护Cable protection		最小导线截面积 Minimum wire gauge		最大导线截面积 Maximum wire gauge		剥线长度 Stripping length
	是(Yes)	否(No)	mm²	AWG	mm²	AWG	mm
HA-003/HA-004	√		0.75	18	1.5	16	4.5
HA-010/HA-016/HA-032		×	0.75	18	2.5	14	7.5
HE系列 HE series	√		0.75	18	2.5	14	7.0
HSB系列 HSB series		×	1.5	16	6	10	11.5
HK-006/6,HK-006/12(信号针 Signal pin)	√		0.2	24	2.5	14	7.5
HK-004/8(信号针 Signal pin)	√		0.5	20	2.5	14	7.5
HK-004/2(信号针 Signal pin)		×	0.5	20	2.5	14	7.5
HK-004/0,HK-004/2,HK-004/8(强电针 High-intensity power pin)		×	1.5	16	16	6	14

HA 系列 / HA SERIES

小型标准连接器 / Compact Standard Connector

技术参数 Technical Characteristics

规范	Specifications	
规范	Specifications	DIN EN 60 664
		DIN EN 61 984
插芯	Inserts	
接插件针数	Number Of Contacts	3,4,10,16,32(2X16)+PE
HA-003/004		
额定电流	Rated Current	10A
相对地额定电压	Rated Voltage Conductor-ground	230V
相间额定电压	Rated Voltage Conductor-conductor	400V
额定脉冲电压	Rated Impulse Voltage	4kV
污染程度	Pollution Degree	3
或	Or	10A 250V 4kV 3
HA-010/016		
额定电流	Rated Current	16A
额定电压	Rated Voltage	250V
额定脉冲电压	Rated Impulse Voltage	4kV
污染程度	Pollution Degree	3
污染等级2时的参数	Pollution Degree 2 Also	16A 230/400V 4kV 2
依据UL/CSA额定电压	Rated Voltage Acc.to Ul Csa	600V
绝缘电阻	Insulation Resistance	$\geqslant 10^{10}\Omega$
材料	Material	聚碳酸酯 Polycarbonate
工作温度范围	Limiting Temperatures	-40℃...+125℃
阻燃等级	Flammability Acc. To Ul94	V0
可拔插次数	Mechanical Working Life-mating Cycles	≥500
插针	Contacts	
材料	Material	铜合金 Copper Alloy
表面处理	Surface	镀金 Hard-gold Plated
		镀银 Hard-silver Plated
接触电阻	Contact Resistance	≤1mΩ
螺钉连接	Screw Terminal	
导线规格	Wire Gauge	1.0-2.5mm²
AWG	Awg	18-14
拧紧力矩	Tightening Torque	0.25Nm (HA-003/004) or
		0.5Nm (HA-010/016)
冷压连接	Crimp Terminal	
-导线规格	Wire Gauge	0.14-4.0mm²
-AWG	Awg	26-12
弹片连接	Cage-clamp	
导线规格	Wire Gauge	0.14-2.5mm²
AWG	Awg	26-14

电流负载能力 Current Carrying Capacity

电流负载能力所受的限制主要来自包含接插针的接插体可承受的最大温度

The current carrying is limited by maximum temperature of materials for Inserts and contacts including terminals.

测试和控制过程依据 Measuring and testing techniques according to DIN EN 60512-5

①线径 Wire gauge：2.5mm² ②线径 Wire gauge：1.5mm² ③线径 Wire gauge：1.0mm²

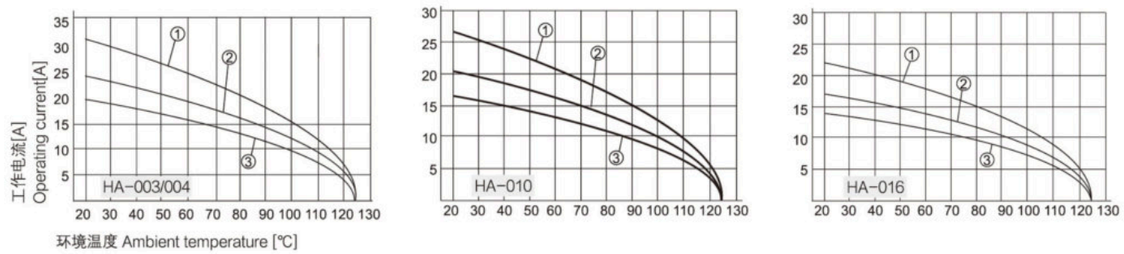

插芯 Inserts

外壳尺寸：匹配3A外壳，详情请参考11-05~11-12页
Hoods/Housings：Matching 3A Hood Housing，detail on P11-05~P11-12

螺丝连接 Screw terminal

插芯 Inserts	型号 Type
公 Male	HA-003-M
母 Female	HA-003-F

公 Male	HA-004-M
母 Female	HA-004-F

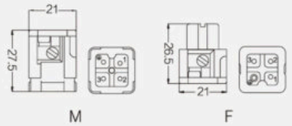

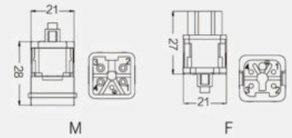

弹片连接 Cage-clamp

插芯 Inserts	型号 Type
公 Male	HA-003-MS
母 Female	HA-003-FS

公 Male	HA-004-MS
母 Female	HA-004-FS

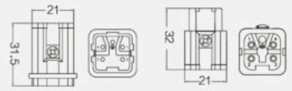

插芯 Inserts

外壳尺寸：匹配10A外壳，详情请参考12-01~12-02页
Hoods/Housings：Matching 10A Hood Housing，detail on P12-01~P12-02

螺丝连接 Screw terminal

插芯 Inserts	型号 Type
公 Male	HA-010-M
母 Female	HA-010-F

冷压连接 Crimp terminal

插芯 Inserts	型号 Type
公 Male	HA-010-MC
母 Female	HA-010-FC

1) 接插体之间的最大距离24mm
1) Distance for contact max.24mm

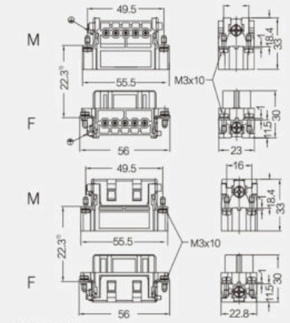

接插针排序
Contacts arrangement view from termination side



面板安装开孔图
Panel cut out for Inserts for use without Hoods/housings

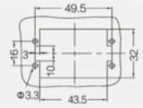

附件 Accessories

16A 冷压针 Crimp contacts

接触电阻Contact resistance ≤1mΩ

镀银 Silver plated

公 Male	母 Female
CESM-0.37	CESF-0.37
CESM-0.5	CESF-0.5
CESM-0.75	CESF-0.75
CESM-1.0	CESF-1.0
CESM-1.5	CESF-1.5
CESM-2.5	CESF-2.5
CESM-3.0	CESF-3.0
CESM-4.0	CESF-4.0

镀金 Gold plated

CEGM-0.37	CEGF-0.37
CEGM-0.5	CEGF-0.5
CEGM-0.75	CEGF-0.75
CEGM-1.0	CEGF-1.0
CEGM-1.5	CEGF-1.5
CEGM-2.5	CEGF-2.5
CEGM-4.0	CEGF-4.0

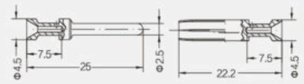

M F

标示 Identification	线规 Wire gague		剥线长度 Stripping length
no groove	014-0.37mm²	AWG 26-22	7.5mm
no groove	0.5mm²	AWG 20	7.5mm
1 groove	0.75mm²	AWG 18	7.5mm
1 groove	1.mm²	AWG 18	7.5mm
2 groove	1.5mm²	AWG 16	7.5mm
3 groove	2.5mm²	AWG 14	7.5mm
wide groove	3mm²	AWG 12	7.5mm
no groove	4mm²	AWG 12	7.5mm

工具 Tools

冷压钳 Crimping tool

压接线经 Wire gauge	型号 Type
0.5-4mm²	TL02G

退针器 Removal tool

适用类型 For	型号 Type
16A 冷压针 16A Crimp contacts	TL01

更多工具请参考 25-01~25-02页 More tools on P25-01~P25-02

插芯 Inserts

外壳尺寸：匹配16A外壳，详情请参考13-01~13-02页
Hoods/Housings：Matching 16A Hood Housing，detail on P13-01~P13-02

螺丝连接 Screw terminal

插芯 Inserts	型号 Type
公 Male	HA-016-M
母 Female	HA-016-F

冷压连接 Crimp terminal

插芯 Inserts	型号 Type
公 Male	HA-016-MC
母 Female	HA-016-FC

1) 接插体之间的最大距离24mm
1) Distance for contact max.24mm

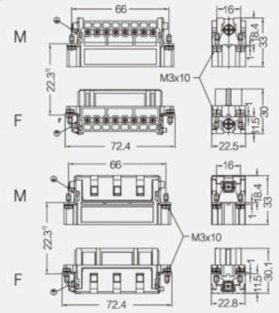

接插针排序
Contacts arrangement view from termination side



面板安装开孔图
Panel cut out for Inserts for use without Hoods/housings

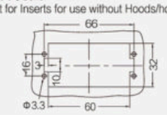

附件 Accessories

16A 冷压针 Crimp contacts

接触电阻Contact resistance ≤1mΩ
镀银 Silver plated

公 Male	母 Female
CESM-0.37	CESF-0.37
CESM-0.5	CESF-0.5
CESM-0.75	CESF-0.75
CESM-1.0	CESF-1.0
CESM-1.5	CESF-1.5
CESM-2.5	CESF-2.5
CESM-3.0	CESF-3.0
CESM-4.0	CESF-4.0

镀金 Gold plated

CEGM-0.37	CEGF-0.37
CEGM-0.5	CEGF-0.5
CEGM-0.75	CEGF-0.75
CEGM-1.0	CEGF-1.0
CEGM-1.5	CEGF-1.5
CEGM-2.5	CEGF-2.5
CEGM-4.0	CEGF-4.0

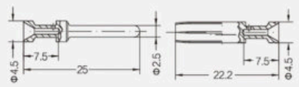

M F

标示 Identification	线规 Wire gague		剥线长度 Stripping length
no groove	014-0.37mm²	AWG 26-22	7.5mm
no groove	0.5mm²	AWG 20	7.5mm
1 groove	0.75mm²	AWG 18	7.5mm
1 groove	1.mm²	AWG 18	7.5mm
2 groove	1.5mm²	AWG 16	7.5mm
3 groove	2.5mm²	AWG 14	7.5mm
wide groove	3mm²	AWG 12	7.5mm
no groove	4mm²	AWG 12	7.5mm

工具 Tools

冷压钳 Crimping tool

压接线经 Wire gauge	型号 Type
0.5-4mm²	TL02G

退针器 Removal tool

适用类型 For	型号 Type
16A 冷压针 16A Crimp contacts	TL01

更多工具请参考 25-01~25-02页 More tools on P25-01~P25-02

插芯 Inserts

外壳尺寸：匹配32A外壳，详情请参考14-01~14-02页
Hoods/Housings：Matching 32A Hood Housing，detail on P14-01~P14-02

螺丝连接 Screw terminal



插芯 Inserts	型号 Type
公 Male	HA-016-M(1-16)
	HA-016-M(17-32)
母 Female	HA-016-F(1-16)
	HA-016-F(17-32)

冷压连接 Crimp terminal

插芯 Inserts	型号 Type
公 Male	HA-016-MC(1-16)
	HA-016-MC(17-32)
母 Female	HA-016-FC(1-16)
	HA-016-FC(17-32)

1) 接插体之间的最大距离24mm
1) Distance for contact max.24mm

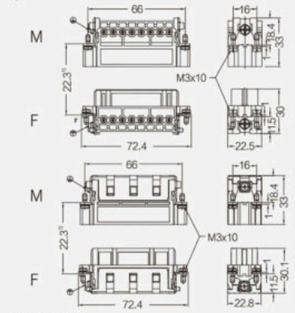

接插针排序
Contacts arrangement view from termination side



面板安装开孔图
Panel cut out for Inserts for use without Hoods/housings

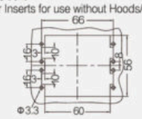

附件 Accessories

16A 冷压针 Crimp contacts

接触电阻Contact resistance ≤1mΩ
镀银 Silver plated

公 Male	母 Female
CESM-0.37	CESF-0.37
CESM-0.5	CESF-0.5
CESM-0.75	CESF-0.75
CESM-1.0	CESF-1.0
CESM-1.5	CESF-1.5
CESM-2.5	CESF-2.5
CESM-3.0	CESF-3.0
CESM-4.0	CESF-4.0

镀金 Gold plated

CEGM-0.37	CEGF-0.37
CEGM-0.5	CEGF-0.5
CEGM-0.75	CEGF-0.75
CEGM-1.0	CEGF-1.0
CEGM-1.5	CEGF-1.5
CEGM-2.5	CEGF-2.5
CEGM-4.0	CEGF-4.0

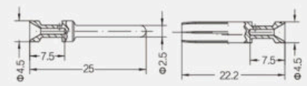

M F

标示 Identification	线规 Wire gague		剥线长度 Stripping length
no groove	014-0.37mm²	AWG 26-22	7.5mm
no groove	0.5mm²	AWG 20	7.5mm
1 groove	0.75mm²	AWG 18	7.5mm
1 groove	1.mm²	AWG 18	7.5mm
2 groove	1.5mm²	AWG 16	7.5mm
3 groove	2.5mm²	AWG 14	7.5mm
wide groove	3mm²	AWG 12	7.5mm
no groove	4mm²	AWG 12	7.5mm

工具 Tools

冷压钳 Crimping tool

压接线经 Wire gauge	型号 Type
0.5-4mm²	TL02G

退针器 Removal tool

适用类型 For	型号 Type
16A 冷压针 16A Crimp contacts	TL01

更多工具请参考 25-01~25-02页 More tools on P25-01~P25-02

HE 系列 / HE SERIES

最常规的标准连接器 / Standard Connector



技术参数 Technical Characteristics

规范	Specifications	
规范	Specifications	DIN EN 60 664
		DIN EN 61 984
插芯	Inserts	
依据 EN 61 984的额定电压	Electrical data acc. to EN 61 984	
接插件针数	Number Of Contacts	6,10,16,24,32(2X16),48(2X24)+PE
−额定电流	Rated Current	16A
−额定电压	Rated Voltage	500V
−额定脉冲电压	Rated Impulse Voltage	6kV
−污染程度	Pollution Degree	3
−污染等级2时的参数	Pollution Degree 2 Also	16A 400/690V 6kV 2
依据UL/CSA额定电压	Rated Voltage Acc. To Ul CSA	600V
绝缘电阻	Insulation Resistance	$\geqslant 10^{10}\Omega$
材料	Material	聚碳酸酯 Polycarbonate
工作温度范围	Limiting Temperatures	−40℃...+125℃
依据UL94阻燃等级	Flammability Acc. To UL94	V0
可拔插次数	MecHEnical Working Life−mating Cycles	⩾500
插针	Contacts	
材料	Material	铜合金 Copper Alloy
表面处理	Surface	镀金 Hard−gold Plated
		镀银 Hard−silver Plated
接触电阻	Contact Resistance	⩽1mΩ
螺钉连接	Screw Terminal	
−导线规格	−Wire Gauge	0.14−2.5mm2
−AWG	−AWG	26−14
−拧紧力矩	−Tightening Torque	0.5Nm
−剥线长度	−Stripping length	7.0mm
冷压连接	Crimp Terminal	
−导线规格	Wire Gauge	0.14−4.0mm2
−AWG	−AWG	26−12
−剥线长度	−Stripping length	7.5mm
弹片连接	Cage−clamp	
−导线规格	Wire Gauge	0.14−2.5mm2
−AWG	−AWG	26−14
−剥线长度	−Stripping length	7−9mm

电流负载能力 Current Carrying Capacity

电流负载能力所受的限制主要来自包含接插针的接插体可承受的最大温度

The current carrying is limited by maximum temperature of materials for inserts and contacts including terminals.

测试和控制过程依据 Measuring and testing techniques according to DIN EN 60512−5

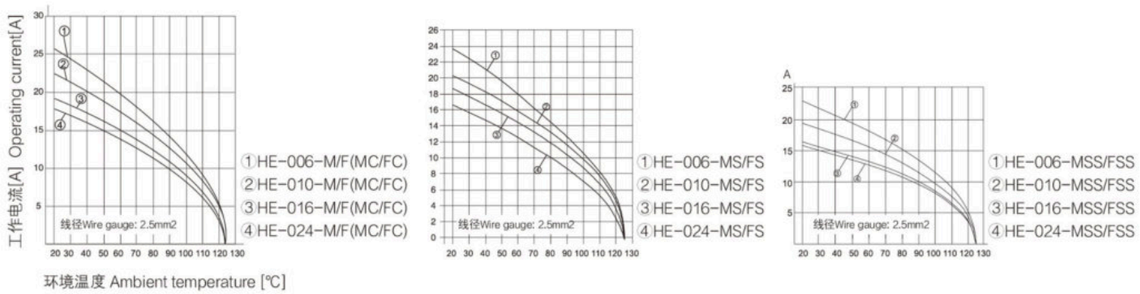

HE-006 常规型插芯 Standard Inserts

插芯 Inserts

外壳尺寸：匹配6B外壳，详情请参考15-01~15-10页
Hoods/Housings：Matching 6B Hood Housing，detail on P15-01~P15-10

螺丝连接 Screw terminal

插芯 Inserts	型号 Type
公 Male	HE-006-M
母 Female	HE-006-F

冷压连接 Crimp terminal

插芯 Inserts	型号 Type
公 Male	HE-006-MC
母 Female	HE-006-FC

弹片连接 Cage-clamp

插芯 Inserts	型号 Type
公 Male	HE-006-MS
母 Female	HE-006-FS

NEW

直插式弹片连接 Quick lock terminal

公 Male	HE-006-MZ
母 Female	HE-006-FZ

关于直插式弹片连接的优势，详见P00-14

双弹片连接(一针双接线) Cage-clamp terminal (two terminal per contact)

公 Male	HE-006-MSS
母 Female	HE-006-FSS

1) 接插体之间的最大距离21mm

1) Distance for contact max.21mm

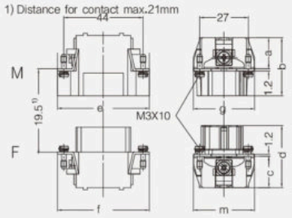

	a	b	e	g	c	d	f	m
M/F	16	32.4	51	34	16.8	34.8	51	34
MC/FC	18	33.5	51	34	18	35	51	34
MS/FS	18	33.5	51	34	18.2	35.4	51	34
MSS/FSS	34.5	49.5	50	34	33.4	50	50	34
MZ/FZ	17.4	34.5	51	33.8	17.2	36.7	51	34

接插针排序

Contacts arrangement view from termination side

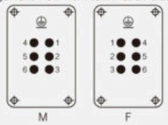

面板安装开孔图

Panel cut out for inserts for use without Hoods/housings

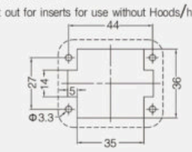

附件 Accessories

16A 冷压针 Crimp contacts

接触电阻Contact resistance ≤1mΩ

镀银 Silver plated

公 Male	母 Female
CESM-0.37	CESF-0.37
CESM-0.5	CESF-0.5
CESM-0.75	CESF-0.75
CESM-1.0	CESF-1.0
CESM-1.5	CESF-1.5
CESM-2.5	CESF-2.5
CESM-3.0	CESF-3.0
CESM-4.0	CESF-4.0

镀金 Gold plated

CEGM-0.37	CEGF-0.37
CEGM-0.5	CEGF-0.5
CEGM-0.75	CEGF-0.75
CEGM-1.0	CEGF-1.0
CEGM-1.5	CEGF-1.5
CEGM-2.5	CEGF-2.5
CEGM-4.0	CEGF-4.0

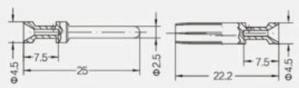

M F

标示 Identification	线规 Wire gague		剥线长度 Stripping length
no groove	014-0.37mm²	AWG 26-22	7.5mm
no groove	0.5mm²	AWG 20	7.5mm
1 groove	0.75mm²	AWG 18	7.5mm
1 groove	1.mm²	AWG 18	7.5mm
2 groove	1.5mm²	AWG 16	7.5mm
3 groove	2.5mm²	AWG 14	7.5mm
wide groove	3mm²	AWG 12	7.5mm
no groove	4mm²	AWG 12	7.5mm

工具 Tools

冷压钳 Crimping tool

压接线经 Wire gauge	型号 Type
0.5-4mm²	TL02G

退针器 Removal tool

适用类型 For	型号 Type
16A 冷压针 16A Crimp contacts	TL01

更多工具请参考 25-01~25-02页 More tools on P25-01~P25-02

HE-010 常规型插芯 Standard Inserts

插芯 Inserts

外壳尺寸：匹配10B外壳，详情请参考16-01~16-20页
Hoods/Housings：Matching 10B Hood Housing，detail on P16-01~P16-20

螺丝连接 Screw terminal

插芯 Inserts	型号 Type
公 Male	HE-010-M
母 Female	HE-010-F

冷压连接 Crimp terminal

插芯 Inserts	型号 Type
公 Male	HE-010-MC
母 Female	HE-010-FC

弹片连接 Cage-clamp

插芯 Inserts	型号 Type
公 Male	HE-010-MS
母 Female	HE-010-FS

NEW

直插式弹片连接 Quick lock terminal

公 Male	HE-010-MZ
母 Female	HE-010-FZ

关于直插式弹片连接的优势，详见P00-14

双弹片连接(一针双接线) Cage-clamp terminal (two terminal per contact)

公 Male	HE-010-MSS
母 Female	HE-010-FSS

1) 接插体之间的最大距离21mm

1) Distance for contact max.21mm

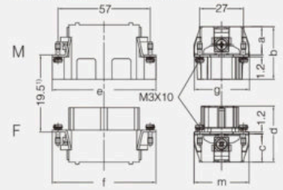

	a	b	e	g	c	d	f	m
M/F	16.5	32.5	64.5	34	16.8	34.8	64.5	34
MC/FC	18	33.5	64	34	17.5	35.2	64.5	34
MS/FS	18.5	33.5	64	34	18.5	35.6	64.5	34
MSS/FSS	34	49	64	34	33.5	49.5	63	34
MZ/FZ	17.4	34.5	64	33.8	17.2	36.8	64.5	34

接插针排序

Contacts arrangement view from termination side



面板安装开孔图

Panel cut out for inserts for use without Hoods/housings

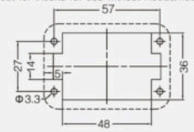

附件 Accessories

16A 冷压针 Crimp contacts

接触电阻Contact resistance ≤1mΩ

镀银 Silver plated

公 Male	母 Female
CESM-0.37	CESF-0.37
CESM-0.5	CESF-0.5
CESM-0.75	CESF-0.75
CESM-1.0	CESF-1.0
CESM-1.5	CESF-1.5
CESM-2.5	CESF-2.5
CESM-3.0	CESF-3.0
CESM-4.0	CESF-4.0

镀金 Gold plated

CEGM-0.37	CEGF-0.37
CEGM-0.5	CEGF-0.5
CEGM-0.75	CEGF-0.75
CEGM-1.0	CEGF-1.0
CEGM-1.5	CEGF-1.5
CEGM-2.5	CEGF-2.5
CEGM-4.0	CEGF-4.0

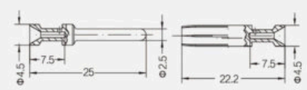

M F

标示 Identification	线规 Wire gague		剥线长度 Stripping length
no groove	014-0.37mm²	AWG 26-22	7.5mm
no groove	0.5mm²	AWG 20	7.5mm
1 groove	0.75mm²	AWG 18	7.5mm
1 groove	1.mm²	AWG 18	7.5mm
2 groove	1.5mm²	AWG 16	7.5mm
3 groove	2.5mm²	AWG 14	7.5mm
wide groove	3mm²	AWG 12	7.5mm
no groove	4mm²	AWG 12	7.5mm

工具 Tools

冷压钳 Crimping tool

压接线经 Wire gauge	型号 Type
0.5-4mm²	TL02G

退针器 Removal tool

适用类型 For	型号 Type
16A 冷压针 16A Crimp contacts	TL01

更多工具请参考 25-01~25-02页 More tools on P25-01~P25-02

插芯 Inserts

外壳尺寸：匹配16B外壳，详情请参考17-01~17-22页
Hoods/Housings：Matching 16B Hood Housing，detail on P17-01~P17-22页

螺丝连接 Screw terminal

插芯 Inserts	型号 Type
公 Male	HE-016-M
母 Female	HE-016-F

冷压连接 Crimp terminal

插芯 Inserts	型号 Type
公 Male	HE-016-MC
母 Female	HE-016-FC

弹片连接 Cage-clamp

插芯 Inserts	型号 Type
公 Male	HE-016-MS
母 Female	HE-016-FS

NEW

直插式弹片连接 Quick lock terminal

公 Male	HE-016-MZ
母 Female	HE-016-FZ

关于直插式弹片连接的优势，详见P00-14

双弹片连接(一针双接线) Cage-clamp terminal (two terminal per contact)

公 Male	HE-016-MSS
母 Female	HE-016-FSS

1) 接插体之间的最大距离21mm

1) Distance for contact max.21mm

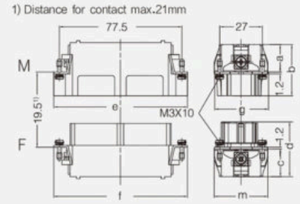

	a	b	e	g	c	d	f	m
M/F	17	32.5	84.2	34	17	34.8	84.5	34
MC/FC	18	33.5	84.5	34	18	35	84.5	34
MS/FS	18	33.7	84.5	34	18.2	35.5	84.5	34
MSS/FSS	34.3	49	84.5	34	32.2	49	84.5	34
MZ/FZ	17.4	34.5	84.5	34	17.2	36.8	84.5	34

接插针排序

Contacts arrangement view from termination side



面板安装开孔图

Panel cut out for inserts for use without Hoods/housings

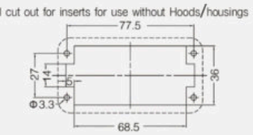

附件 Accessories

16A 冷压针 Crimp contacts

接触电阻Contact resistance ≤1mΩ
镀银 Silver plated

公 Male	母 Female
CESM-0.37	CESF-0.37
CESM-0.5	CESF-0.5
CESM-0.75	CESF-0.75
CESM-1.0	CESF-1.0
CESM-1.5	CESF-1.5
CESM-2.5	CESF-2.5
CESM-3.0	CESF-3.0
CESM-4.0	CESF-4.0

镀金 Gold plated

CEGM-0.37	CEGF-0.37
CEGM-0.5	CEGF-0.5
CEGM-0.75	CEGF-0.75
CEGM-1.0	CEGF-1.0
CEGM-1.5	CEGF-1.5
CEGM-2.5	CEGF-2.5
CEGM-4.0	CEGF-4.0

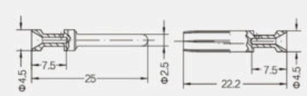

M F

标示 Identification	线规 Wire gague		剥线长度 Stripping length
no groove	014-0.37mm²	AWG 26-22	7.5mm
no groove	0.5mm²	AWG 20	7.5mm
1 groove	0.75mm²	AWG 18	7.5mm
1 groove	1.mm²	AWG 18	7.5mm
2 groove	1.5mm²	AWG 16	7.5mm
3 groove	2.5mm²	AWG 14	7.5mm
wide groove	3mm²	AWG 12	7.5mm
no groove	4mm²	AWG 12	7.5mm

工具 Tools

冷压钳 Crimping tool

压接线经 Wire gauge	型号 Type
0.5-4mm²	TL02G

退针器 Removal tool

适用类型 For	型号 Type
16A 冷压针 16A Crimp contacts	TL01

更多工具请参考 25-01~25-02页 More tools on P25-01~P25-02

插芯 Inserts

外壳尺寸：匹配24B外壳，详情请参考18-01~18-22页
Hoods/Housings：Matching 24B Hood Housing，detail on P18-01~P18-22

螺丝连接 Screw terminal

插芯 Inserts	型号 Type
公 Male	HE-024-M
母 Female	HE-024-F

冷压连接 Crimp terminal

插芯 Inserts	型号 Type
公 Male	HE-024-MC
母 Female	HE-024-FC

弹片连接 Cage-clamp

插芯 Inserts	型号 Type
公 Male	HE-024-MS
母 Female	HE-024-FS

NEW

直插式弹片连接 Quick lock terminal

公 Male	HE-024-MZ
母 Female	HE-024-FZ

关于直插式弹片连接的优势，详见P00-14

双弹片连接(一针双接线) Cage-clamp terminal (two terminal per contact)

公 Male	HE-024-MSS
母 Female	HE-024-FSS

1) 接插体之间的最大距离21mm

1) Distance for contact max.21mm

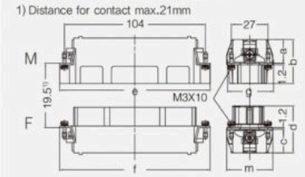

	a	b	e	g	c	d	f	m
M/F	17	32.5	111	34	17	34.8	111.5	34
MC/FC	18.3	33.5	111	34	18.3	36	111.5	34
MS/FS	18.5	33.6	111	34	18.5	36	111.5	34
MSS/FSS	34	49	110	34	32	49	110	34
MZ/FZ	17.4	34.5	111	34	17.2	36.7	111.5	34

接插针排序

Contacts arrangement view from termination side



面板安装开孔图

Panel cut out for inserts for use without Hoods/housings

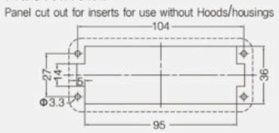

附件 Accessories

16A 冷压针 Crimp contacts

接触电阻Contact resistance ≤1mΩ
镀银 Silver plated

公 Male	母 Female
CESM-0.37	CESF-0.37
CESM-0.5	CESF-0.5
CESM-0.75	CESF-0.75
CESM-1.0	CESF-1.0
CESM-1.5	CESF-1.5
CESM-2.5	CESF-2.5
CESM-3.0	CESF-3.0
CESM-4.0	CESF-4.0

镀金 Gold plated

CEGM-0.37	CEGF-0.37
CEGM-0.5	CEGF-0.5
CEGM-0.75	CEGF-0.75
CEGM-1.0	CEGF-1.0
CEGM-1.5	CEGF-1.5
CEGM-2.5	CEGF-2.5
CEGM-4.0	CEGF-4.0

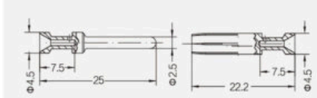

M F

标示 Identification	线规 Wire gague		剥线长度 Stripping length
no groove	014-0.37mm²	AWG 26-22	7.5mm
no groove	0.5mm²	AWG 20	7.5mm
1 groove	0.75mm²	AWG 18	7.5mm
1 groove	1.mm²	AWG 18	7.5mm
2 groove	1.5mm²	AWG 16	7.5mm
3 groove	2.5mm²	AWG 14	7.5mm
wide groove	3mm²	AWG 12	7.5mm
no groove	4mm²	AWG 12	7.5mm

工具 Tools

冷压钳 Crimping tool

压接线经 Wire gauge	型号 Type
0.5-4mm²	TL02G

退针器 Removal tool

适用类型 For	型号 Type
16A 冷压针 16A Crimp contacts	TL01

更多工具请参考 25-01~25-02页 More tools on P25-01~P25-02

HE-016 常规型插芯 Standard Inserts

插芯 Inserts

外壳尺寸：匹配32B外壳，详情请参考19-01~19-06页
Hoods/Housings：Matching 32B Hood Housing，detail on P19-01~P19-06

螺丝连接 Screw terminal

插芯 Inserts	型号 Type
公 Male	HE-016-M(1-16)
	HE-016-M(17-32)
母 Female	HE-016-F(1-16)
	HE-016-F(17-32)

冷压连接 Crimp terminal

插芯 Inserts	型号 Type
公 Male	HE-016-MC(1-16)
	HE-016-MC(17-32)
母 Female	HE-016-FC(1-16)
	HE-016-FC(17-32)

弹片连接 Cage-clamp

插芯 Inserts	型号 Type
公 Male	HE-016-MS(1-16)
	HE-016-MS(17-32)
母 Female	HE-016-FS(1-16)
	HE-016-FS(17-32)

直插式弹片连接 Quick lock terminal

公 Male	HE-016-MZ(1-16)
	HE-016-MZ(17-32)
母 Female	HE-016-FZ(1-16)
	HE-016-FZ(17-32)

关于直插式弹片连接的优势，详见P00-14



双弹片连接(一针双接线) Cage-clamp terminal (two terminal per contact)

公 Male	HE-016-MSS(1-16)
	HE-016-MSS(17-32)
母 Female	HE-016-FSS(1-16)
	HE-016-FSS(17-32)

1) 接插体之间的最大距离21mm

1) Distance for contact max.21mm

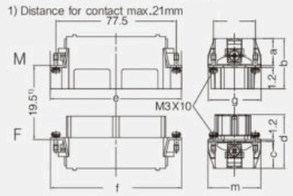

接插针排序

Contacts arrangement view from termination side



面板安装开孔图

Panel cut out for inserts for use without Hoods/housings

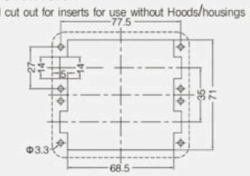

附件 Accessories

16A 冷压针 Crimp contacts

接触电阻Contact resistance ≤1mΩ
镀银 Silver plated

公 Male	母 Female
CESM-0.37	CESF-0.37
CESM-0.5	CESF-0.5
CESM-0.75	CESF-0.75
CESM-1.0	CESF-1.0
CESM-1.5	CESF-1.5
CESM-2.5	CESF-2.5
CESM-3.0	CESF-3.0
CESM-4.0	CESF-4.0

镀金 Gold plated

CEGM-0.37	CEGF-0.37
CEGM-0.5	CEGF-0.5
CEGM-0.75	CEGF-0.75
CEGM-1.0	CEGF-1.0
CEGM-1.5	CEGF-1.5
CEGM-2.5	CEGF-2.5
CEGM-4.0	CEGF-4.0

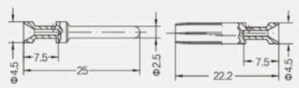

M F

标示 Identification	线规 Wire gague		剥线长度 Stripping length
no groove	014-0.37mm²	AWG 26-22	7.5mm
no groove	0.5mm²	AWG 20	7.5mm
1 groove	0.75mm²	AWG 18	7.5mm
1 groove	1.mm²	AWG 18	7.5mm
2 groove	1.5mm²	AWG 16	7.5mm
3 groove	2.5mm²	AWG 14	7.5mm
wide groove	3mm²	AWG 12	7.5mm
no groove	4mm²	AWG 12	7.5mm

工具 Tools

冷压钳 Crimping tool

压接线经 Wire gauge	型号 Type
0.5-4mm²	TL02G

退针器 Removal tool

适用类型 For	型号 Type
16A 冷压针 16A Crimp contacts	TL01

更多工具请参考 25-01~25-02页 More tools on P25-01~P25-02

HE-024 常规型插芯 Standard Inserts

插芯 Inserts

外壳尺寸：匹配48B外壳，详情请参考20-01~20-02页
Hoods/Housings：Matching 48B Hood Housing，detail on P20-01~P20-02

螺丝连接 Screw terminal

插芯 Inserts	型号 Type
公 Male	HE-024-M(1-24)
	HE-024-M(25-48)
母 Female	HE-024-F(1-24)
	HE-024-F(25-48)

冷压连接 Crimp terminal

插芯 Inserts	型号 Type
公 Male	HE-024-MC(1-24)
	HE-024-MC(25-48)
母 Female	HE-024-FC(1-24)
	HE-024-FC(25-48)

弹片连接 Cage-clamp

插芯 Inserts	型号 Type
公 Male	HE-024-MS(1-24)
	HE-024-MS(25-48)
母 Female	HE-024-FS(1-24)
	HE-024-FS(25-48)

直插式弹片连接 Quick lock terminal

公 Male	HE-024-MZ(1-24)
	HE-024-MZ(25-48)
母 Female	HE-024-FZ(1-24)
	HE-024-FZ(25-48)

关于直插式弹片连接的优势，详见P00-14



双弹片连接(一针双接线) Cage-clamp terminal (two terminal per contact)

公 Male	HE-024-MSS(1-24)
	HE-024-MSS(25-48)
母 Female	HE-024-FSS(1-24)
	HE-024-FSS(25-48)

1) 接插体之间的最大距离21mm

1) Distance for contact max.21mm

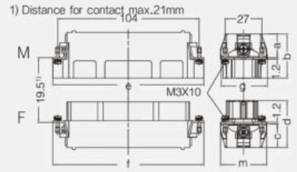

	a	b	e	g	c	d	f	m
M/F	17	32.5	111	34	17	34.8	111.5	34
MC/FC	18.3	33.5	111	34	18.3	36	111.5	34
MS/FS	18.5	33.6	111	34	18.5	36	111.5	34
MSS/FSS	34	49	110	34	32	49	110	34
MZ/FZ	17.4	34.5	111	34	17.2	36.7	111.5	34

接插针排序

Contacts arrangement view from termination side

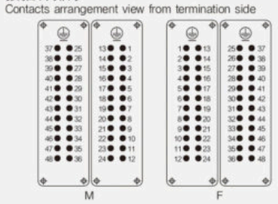

面板安装开孔图

Panel cut out for inserts for use without Hoods/housings

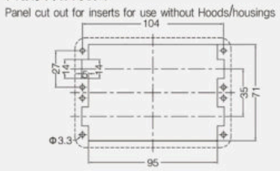

附件 Accessories

16A 冷压针 Crimp contacts

接触电阻Contact resistance ≤1mΩ
镀银 Silver plated

公 Male	母 Female
CESM-0.37	CESF-0.37
CESM-0.5	CESF-0.5
CESM-0.75	CESF-0.75
CESM-1.0	CESF-1.0
CESM-1.5	CESF-1.5
CESM-2.5	CESF-2.5
CESM-3.0	CESF-3.0
CESM-4.0	CESF-4.0

镀金 Gold plated

CEGM-0.37	CEGF-0.37
CEGM-0.5	CEGF-0.5
CEGM-0.75	CEGF-0.75
CEGM-1.0	CEGF-1.0
CEGM-1.5	CEGF-1.5
CEGM-2.5	CEGF-2.5
CEGM-4.0	CEGF-4.0

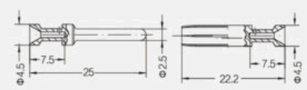

M F

标示 Identification	线规 Wire gague		剥线长度 Stripping length
no groove	014-0.37mm²	AWG 26-22	7.5mm
no groove	0.5mm²	AWG 20	7.5mm
1 groove	0.75mm²	AWG 18	7.5mm
1 groove	1.mm²	AWG 18	7.5mm
2 groove	1.5mm²	AWG 16	7.5mm
3 groove	2.5mm²	AWG 14	7.5mm
wide groove	3mm²	AWG 12	7.5mm
no groove	4mm²	AWG 12	7.5mm

工具 Tools

冷压钳 Crimping tool

压接线经 Wire gauge	型号 Type
0.5-4mm²	TL02G

退针器 Removal tool

适用类型 For	型号 Type
16A 冷压针 16A Crimp contacts	TL01

更多工具请参考 25-01~25-02页 More tools on P25-01~P25-02

HEE 系列 / HEE SERIES

高密度型连接器 / High-density Connector

技术参数 Technical Characteristics

规范	Specifications	
规范	Specifications	DIN EN 60 664
		DIN EN 61 984
插芯	Inserts	
依据 EN 61 984的额定电压	Electrical data acc. to EN 61 984	
接插件针数	Number Of Contacts	10,18,32,46,40,64(2X32),92(2X46)+PE
额定电流	Rated Current	16A
额定电压	Rated Voltage	500V
额定脉冲电压	Rated Impulse Voltage	6kV
污染程度	Pollution Degree	3
污染等级2时的参数	Pollution Degree 2 Also	16A 830V 8kV 2
依据UL/CSA额定电压	Rated Voltage Acc.to Ul CSA	600V
绝缘电阻	Insulation Resistance	$\geqslant 10^{10}\Omega$
材料	Material	聚碳酸酯 Polycarbonate
工作温度范围	Limiting Temperatures	−40℃...+125℃
依据UL94阻燃等级	Flammability Acc. To UL94	V0
可拔插次数	MecHEEnical Working Life−mating Cycles	⩾500
插针	Contacts	
材料	Material	铜合金 Copper Alloy
表面处理	Surface	镀金 Hard−gold Plated
		镀银 Hard−silver Plated
接触电阻	Contact Resistance	⩽1mΩ
冷压连接	Crimp Terminal	
导线规格	Wire Gauge	0.14−4.0mm²
AWG	Awg	26−12
剥线长度	Stripping length	7.5mm

电流负载能力 Current Carrying Capacity

电流负载能力所受的限制主要来自包含接插针的接插体可承受的最大温度

THEE current carrying is limited by maximum temperature of materials for Inserts and contacts including terminals.

测试和控制过程依据 Measuring and testing techniques according to DIN EN 60512−5

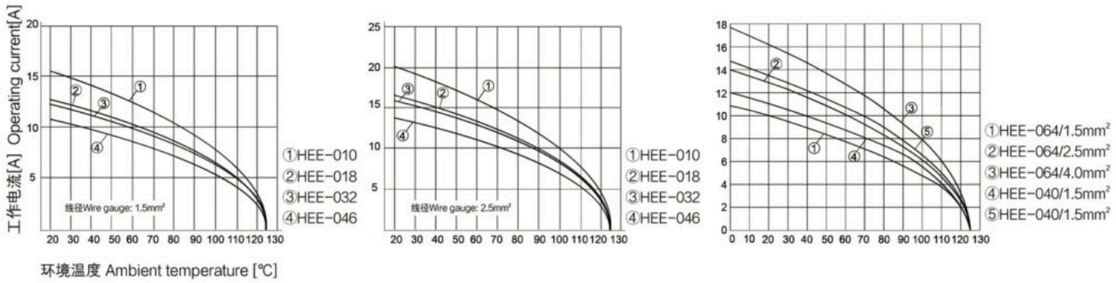

HEE调整插针分布可提高工作电压至1000V / Modified contact arrangement up to 1000V

HEE接插体在装满针时,在绝缘等级3(C)时,其工作电压可达到500V。但其插针分布经过调整,同样在绝缘等级3(C)时,其工作电压允许值可达到1000V。

The connector series HEE equipped with all contacts may be used for voltages up to 500V ~ pollution degree 3.A modified contact loading arrangement permits use up to 1000V ~ pollution degree also in pollution degree C.

调整后插针分布 Contact arrangement view from termination side

690V~绝缘等级3C Pollution degree 3

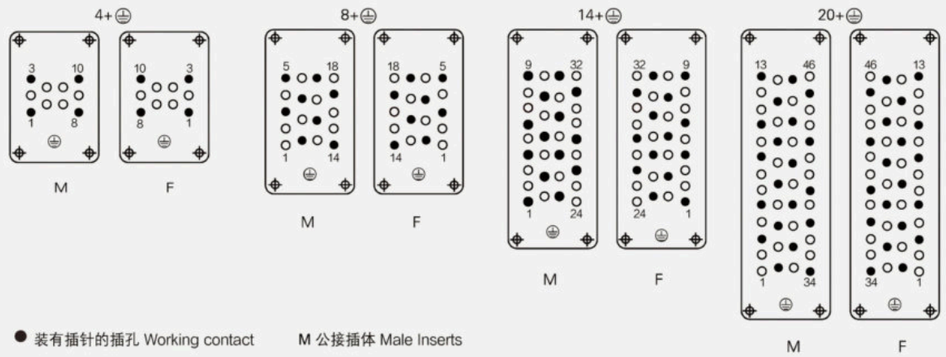

● 装有插针的插孔 Working contact　　M 公接插体 Male Inserts

O 不装有插针的插孔 Without contact　　F 母接插体 Female Inserts

调整后插针分布 Contact arrangement view from termination side

1000V~绝缘等级3C Pollution degree 3

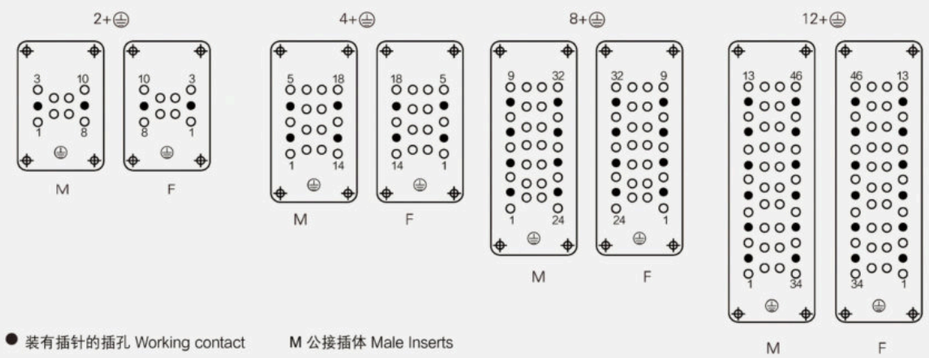

● 装有插针的插孔 Working contact　　M 公接插体 Male Inserts

O 不装有插针的插孔 Without contact　　F 母接插体 Female Inserts

HEE-010 高密度型插芯 High-density Inserts

插芯 Inserts

外壳尺寸：匹配6B外壳，详情请参考15-01~15-10页
Hoods/Housings：Matching 6B Hood Housing，detail on P15-01~P15-10

冷压连接 Crimp terminal

插芯 Inserts	型号 Type
公 Male	HEE-010-MC
母 Female	HEE-010-FC

1) 接插体之间的最大距离21mm
1) Distance for contact max.21mm

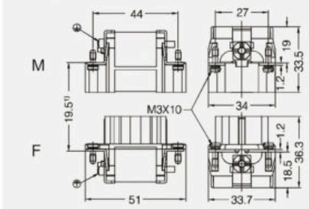

接插针排序
Contacts arrangement view from termination side

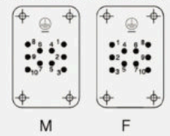

面板安装开孔图
Panel cut out for Inserts for use without Hoods/housings

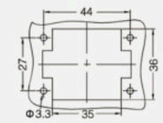

附件 Accessories

16A 冷压针 Crimp contacts

接触电阻Contact resistance ≤1mΩ
镀银 Silver plated

公 Male	母 Female
CESM-0.37	CESF-0.37
CESM-0.5	CESF-0.5
CESM-0.75	CESF-0.75
CESM-1.0	CESF-1.0
CESM-1.5	CESF-1.5
CESM-2.5	CESF-2.5
CESM-3.0	CESF-3.0
CESM-4.0	CESF-4.0

镀金 Gold plated

CEGM-0.37	CEGF-0.37
CEGM-0.5	CEGF-0.5
CEGM-0.75	CEGF-0.75
CEGM-1.0	CEGF-1.0
CEGM-1.5	CEGF-1.5
CEGM-2.5	CEGF-2.5
CEGM-4.0	CEGF-4.0

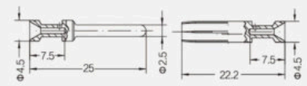

标示 Identification	线规 Wire gague		剥线长度 Stripping length
no groove	014-0.37mm²	AWG 26-22	7.5mm
no groove	0.5mm²	AWG 20	7.5mm
1 groove	0.75mm²	AWG 18	7.5mm
1 groove	1.mm²	AWG 18	7.5mm
2 groove	1.5mm²	AWG 16	7.5mm
3 groove	2.5mm²	AWG 14	7.5mm
wide groove	3mm²	AWG 12	7.5mm
no groove	4mm²	AWG 12	7.5mm

工具 Tools

冷压钳 Crimping tool

压接线经 Wire gauge	型号 Type
0.5-4mm²	TL02G

退针器 Removal tool

适用类型 For	型号 Type
16A 冷压针 16A Crimp contacts	TL01

更多工具请参考 25-01~25-02页　More tools on P25-01~P25-02

HEE-018 高密度型插芯 High-density Inserts

插芯 Inserts

外壳尺寸：匹配10B外壳，详情请参考16-01~16-20页
Hoods/Housings：Matching 10B Hood Housing，detail on P16-01~P16-20

冷压连接 Crimp terminal

插芯 Inserts	型号 Type
公 Male	HEE-018-MC
母 Female	HEE-018-FC

1) 接插体之间的最大距离21mm
1) Distance for contact max.21mm

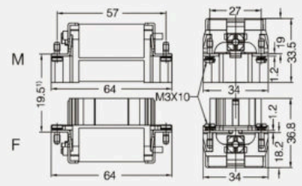

接插针排序
Contacts arrangement view from termination side



面板安装开孔图
Panel cut out for Inserts for use without Hoods/housings

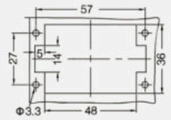

附件 Accessories

16A 冷压针 Crimp contacts

接触电阻Contact resistance ≤1mΩ
镀银 Silver plated

公 Male	母 Female
CESM-0.37	CESF-0.37
CESM-0.5	CESF-0.5
CESM-0.75	CESF-0.75
CESM-1.0	CESF-1.0
CESM-1.5	CESF-1.5
CESM-2.5	CESF-2.5
CESM-3.0	CESF-3.0
CESM-4.0	CESF-4.0

镀金 Gold plated

CEGM-0.37	CEGF-0.37
CEGM-0.5	CEGF-0.5
CEGM-0.75	CEGF-0.75
CEGM-1.0	CEGF-1.0
CEGM-1.5	CEGF-1.5
CEGM-2.5	CEGF-2.5
CEGM-4.0	CEGF-4.0

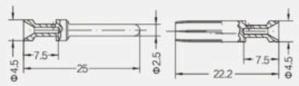

M F

标示 Identification	线规 Wire gague		剥线长度 Stripping length
no groove	014-0.37mm²	AWG 26-22	7.5mm
no groove	0.5mm²	AWG 20	7.5mm
1 groove	0.75mm²	AWG 18	7.5mm
1 groove	1.mm²	AWG 18	7.5mm
2 groove	1.5mm²	AWG 16	7.5mm
3 groove	2.5mm²	AWG 14	7.5mm
wide groove	3mm²	AWG 12	7.5mm
no groove	4mm²	AWG 12	7.5mm

工具 Tools

冷压钳 Crimping tool

压接线经 Wire gauge	型号 Type
0.5-4mm²	TL02G

退针器 Removal tool

适用类型 For	型号 Type
16A 冷压针 16A Crimp contacts	TL01

更多工具请参考 25-01~25-02页 More tools on P25-01~P25-02

HEE-032 高密度型插芯 High-density Inserts

插芯 Inserts

外壳尺寸：匹配16B外壳，详情请参考17-01~17-22页
Hoods/Housings：Matching 16B Hood Housing，detail on P17-01~P17-22

冷压连接 Crimp terminal

插芯 Inserts	型号 Type
公 Male	HEE-032-MC
母 Female	HEE-032-FC

1) 接插体之间的最大距离21mm
1) Distance for contact max.21mm

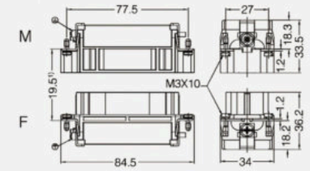

接插针排序
Contacts arrangement view from termination side

面板安装开孔图
Panel cut out for Inserts for use without Hoods/housings

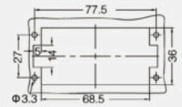

附件 Accessories

16A 冷压针 Crimp contacts

接触电阻Contact resistance ≤1mΩ
镀银 Silver plated

公 Male	母 Female
CESM-0.37	CESF-0.37
CESM-0.5	CESF-0.5
CESM-0.75	CESF-0.75
CESM-1.0	CESF-1.0
CESM-1.5	CESF-1.5
CESM-2.5	CESF-2.5
CESM-3.0	CESF-3.0
CESM-4.0	CESF-4.0

镀金 Gold plated

CEGM-0.37	CEGF-0.37
CEGM-0.5	CEGF-0.5
CEGM-0.75	CEGF-0.75
CEGM-1.0	CEGF-1.0
CEGM-1.5	CEGF-1.5
CEGM-2.5	CEGF-2.5
CEGM-4.0	CEGF-4.0

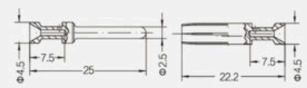

M F

标示 Identification	线规 Wire gague		剥线长度 Stripping length
no groove	014-0.37mm²	AWG 26-22	7.5mm
no groove	0.5mm²	AWG 20	7.5mm
1 groove	0.75mm²	AWG 18	7.5mm
1 groove	1.mm²	AWG 18	7.5mm
2 groove	1.5mm²	AWG 16	7.5mm
3 groove	2.5mm²	AWG 14	7.5mm
wide groove	3mm²	AWG 12	7.5mm
no groove	4mm²	AWG 12	7.5mm

工具 Tools

冷压钳 Crimping tool

压接线经 Wire gauge	型号 Type
0.5-4mm²	TL02G

退针器 Removal tool

适用类型 For	型号 Type
16A 冷压针 16A Crimp contacts	TL01

更多工具请参考 25-01~25-02页 More tools on P25-01~P25-02

HEE-046 高密度型插芯 High-density Inserts

插芯 Inserts

外壳尺寸：匹配24B外壳，详情请参考18-01~18-22页
Hoods/Housings：Matching 24B Hood Housing，detail on P18-01~P18-22

冷压连接 Crimp terminal

插芯 Inserts	型号 Type
公 Male	HEE-046-MC
母 Female	HEE-046-FC

1) 接插体之间的最大距离21mm
1) Distance for contact max.21mm

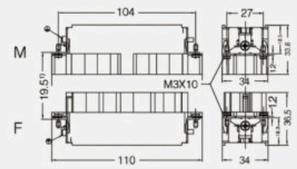

接插针排序
Contacts arrangement view from termination side



面板安装开孔图
Panel cut out for Inserts for use without Hoods/housings

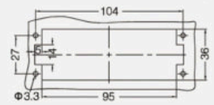

附件 Accessories

16A 冷压针 Crimp contacts

接触电阻Contact resistance ≤1mΩ
镀银 Silver plated

镀金 Gold plated

公 Male	母 Female
CESM-0.37	CESF-0.37
CESM-0.5	CESF-0.5
CESM-0.75	CESF-0.75
CESM-1.0	CESF-1.0
CESM-1.5	CESF-1.5
CESM-2.5	CESF-2.5
CESM-3.0	CESF-3.0
CESM-4.0	CESF-4.0
CEGM-0.37	CEGF-0.37
CEGM-0.5	CEGF-0.5
CEGM-0.75	CEGF-0.75
CEGM-1.0	CEGF-1.0
CEGM-1.5	CEGF-1.5
CEGM-2.5	CEGF-2.5
CEGM-4.0	CEGF-4.0

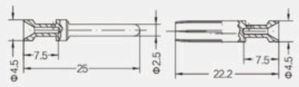

标示 Identification	线规 Wire gague		剥线长度 Stripping length
no groove	014-0.37mm²	AWG 26-22	7.5mm
no groove	0.5mm²	AWG 20	7.5mm
1 groove	0.75mm²	AWG 18	7.5mm
1 groove	1.mm²	AWG 18	7.5mm
2 groove	1.5mm²	AWG 16	7.5mm
3 groove	2.5mm²	AWG 14	7.5mm
wide groove	3mm²	AWG 12	7.5mm
no groove	4mm²	AWG 12	7.5mm

工具 Tools

冷压钳 Crimping tool

压接线经 Wire gauge	型号 Type
0.5-4mm²	TL02G

退针器 Removal tool

适用类型 For	型号 Type
16A 冷压针 16A Crimp contacts	TL01

更多工具请参考 25-01~25-02页 More tools on P25-01~P25-02

HEE-032 高密度型插芯 High-density Inserts

插芯 Inserts

外壳尺寸：匹配32B外壳，详情请参考19-01~19-06页
Hoods/Housings：Matching 32B Hood Housing，detail on P19-01~P19-06

冷压连接 Crimp terminal

插芯 Inserts	型号 Type
公 Male	HEE-032-MC(1-32)
	HEE-032-MC(33-64)
母 Female	HEE-032-FC(1-32)
	HEE-032-FC(33-64)

1) 接插体之间的最大距离21mm
1) Distance for contact max.21mm

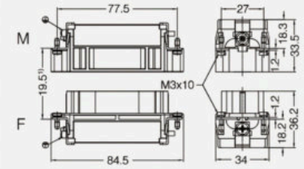

接插针排序
Contacts arrangement view from termination side



面板安装开孔图
Panel cut out for Inserts for use without Hoods/housings

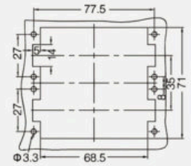

附件 Accessories

16A 冷压针 Crimp contacts

接触电阻Contact resistance ≤1mΩ
镀银 Silver plated

镀金 Gold plated

公 Male	母 Female
CESM-0.37	CESF-0.37
CESM-0.5	CESF-0.5
CESM-0.75	CESF-0.75
CESM-1.0	CESF-1.0
CESM-1.5	CESF-1.5
CESM-2.5	CESF-2.5
CESM-3.0	CESF-3.0
CESM-4.0	CESF-4.0
CEGM-0.37	CEGF-0.37
CEGM-0.5	CEGF-0.5
CEGM-0.75	CEGF-0.75
CEGM-1.0	CEGF-1.0
CEGM-1.5	CEGF-1.5
CEGM-2.5	CEGF-2.5
CEGM-4.0	CEGF-4.0

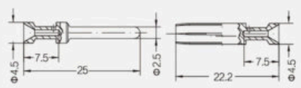

标示 Identification	线规 Wire gague		剥线长度 Stripping length
no groove	014-0.37mm²	AWG 26-22	7.5mm
no groove	0.5mm²	AWG 20	7.5mm
1 groove	0.75mm²	AWG 18	7.5mm
1 groove	1.mm²	AWG 18	7.5mm
2 groove	1.5mm²	AWG 16	7.5mm
3 groove	2.5mm²	AWG 14	7.5mm
wide groove	3mm²	AWG 12	7.5mm
no groove	4mm²	AWG 12	7.5mm

工具 Tools

冷压钳 Crimping tool

压接线经 Wire gauge	型号 Type
0.5-4mm²	TL02G

退针器 Removal tool

适用类型 For	型号 Type
16A 冷压针 16A Crimp contacts	TL01

更多工具请参考 25-01~25-02页 More tools on P25-01~P25-02

HEE-046 高密度型插芯 High-density Inserts

插芯 Inserts

外壳尺寸：匹配48B外壳，详情请参考20-01~20-02页
Hoods/Housings：Matching 48B Hood Housing，detail on P20-01~P20-02

冷压连接 Crimp terminal

插芯 Inserts	型号 Type
公 Male	HEE-046-MC(1-46)
	HEE-046-MC(47-92)
母 Female	HEE-046-FC(1-46)
	HEE-046-FC(47-92)

1) 接插体之间的最大距离21mm
1) Distance for contact max.21mm

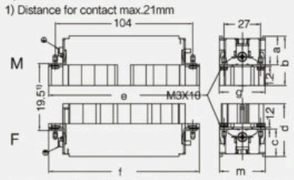

	a	b	e	g	c	d	f	m
M/F	18.5	33.8	110.5	34.4	18.3	36.2	110	34.4
MC/FC	18.3	33.8	110	34	18.2	36.5	110	34

接插针排序
Contacts arrangement view from termination side

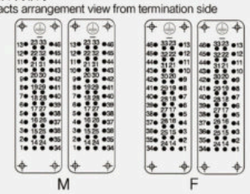

面板安装开孔图
Panel cut out for Inserts for use without Hoods/housings

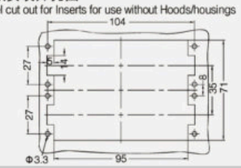

附件 Accessories

16A 冷压针 Crimp contacts

接触电阻Contact resistance ≤1mΩ
镀银 Silver plated

公 Male	母 Female
CESM-0.37	CESF-0.37
CESM-0.5	CESF-0.5
CESM-0.75	CESF-0.75
CESM-1.0	CESF-1.0
CESM-1.5	CESF-1.5
CESM-2.5	CESF-2.5
CESM-3.0	CESF-3.0
CESM-4.0	CESF-4.0

镀金 Gold plated

CEGM-0.37	CEGF-0.37
CEGM-0.5	CEGF-0.5
CEGM-0.75	CEGF-0.75
CEGM-1.0	CEGF-1.0
CEGM-1.5	CEGF-1.5
CEGM-2.5	CEGF-2.5
CEGM-4.0	CEGF-4.0

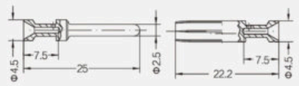

M F

标示 Identification	线规 Wire gague		剥线长度 Stripping length
no groove	014-0.37mm²	AWG 26-22	7.5mm
no groove	0.5mm²	AWG 20	7.5mm
1 groove	0.75mm²	AWG 18	7.5mm
1 groove	1.mm²	AWG 18	7.5mm
2 groove	1.5mm²	AWG 16	7.5mm
3 groove	2.5mm²	AWG 14	7.5mm
wide groove	3mm²	AWG 12	7.5mm
no groove	4mm²	AWG 12	7.5mm

工具 Tools

冷压钳 Crimping tool

压接线经 Wire gauge	型号 Type
0.5-4mm²	TL02G

退针器 Removal tool

适用类型 For	型号 Type
16A 冷压针 16A Crimp contacts	TL01

更多工具请参考 25-01~25-02页 More tools on P25-01~P25-02

HEEE-032 高密度型插芯 High-density Inserts

插芯 Inserts

外壳尺寸：匹配10B外壳，详情请参考16-01~16-20页
Hoods/Housings：Matching 10B Hood Housing，detail on P16-01~P16-20

冷压连接 Crimp terminal

插芯 Inserts	型号 Type
公 Male	HEEE-032-MC
母 Female	HEEE-032-FC

1) 接插体之间的最大距离21mm
1) Distance for contact max.21mm

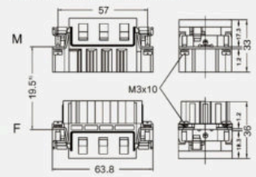

接插针排序
Contacts arrangement view from termination side



面板安装开孔图
Panel cut out for Inserts for use without Hoods/housings

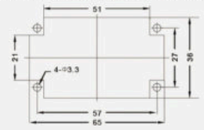

附件 Accessories

16A 冷压针 Crimp contacts

接触电阻Contact resistance ≤1mΩ
镀银 Silver plated

公 Male	母 Female
CESM-0.37	CESF-0.37
CESM-0.5	CESF-0.5
CESM-0.75	CESF-0.75
CESM-1.0	CESF-1.0
CESM-1.5	CESF-1.5
CESM-2.5	CESF-2.5
CESM-3.0	CESF-3.0
CESM-4.0	CESF-4.0

镀金 Gold plated

CEGM-0.37	CEGF-0.37
CEGM-0.5	CEGF-0.5
CEGM-0.75	CEGF-0.75
CEGM-1.0	CEGF-1.0
CEGM-1.5	CEGF-1.5
CEGM-2.5	CEGF-2.5
CEGM-4.0	CEGF-4.0

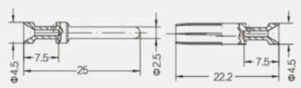

M F

标示 Identification	线规 Wire gague		剥线长度 Stripping length
no groove	014-0.37mm²	AWG 26-22	7.5mm
no groove	0.5mm²	AWG 20	7.5mm
1 groove	0.75mm²	AWG 18	7.5mm
1 groove	1.mm²	AWG 18	7.5mm
2 groove	1.5mm²	AWG 16	7.5mm
3 groove	2.5mm²	AWG 14	7.5mm
wide groove	3mm²	AWG 12	7.5mm
no groove	4mm²	AWG 12	7.5mm

工具 Tools

冷压钳 Crimping tool

压接线经 Wire gauge	型号 Type
0.5-4mm²	TL02G

退针器 Removal tool

适用类型 For	型号 Type
16A 冷压针 16A Crimp contacts	TL01

更多工具请参考 25-01~25-02页 More tools on P25-01~P25-02

HEEE-040 高密度型插芯 High-density Inserts

插芯 Inserts

外壳尺寸：匹配16B外壳，详情请参考17-01~17-22页
Hoods/Housings：Matching 16B Hood Housing，detail on P17-01~P17-22

冷压连接 Crimp terminal

插芯 Inserts	型号 Type
公 Male	HEEE-040-MC
母 Female	HEEE-040-FC

1) 接插体之间的最大距离21mm
1) Distance for contact max.21mm

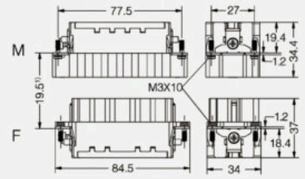

接插针排序
Contacts arrangement view from termination side



面板安装开孔图
Panel cut out for Inserts for use without Hoods/housings

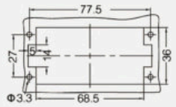

附件 Accessories

16A 冷压针 Crimp contacts

接触电阻Contact resistance ≤1mΩ
镀银 Silver plated

公 Male	母 Female
CESM-0.37	CESF-0.37
CESM-0.5	CESF-0.5
CESM-0.75	CESF-0.75
CESM-1.0	CESF-1.0
CESM-1.5	CESF-1.5
CESM-2.5	CESF-2.5
CESM-3.0	CESF-3.0
CESM-4.0	CESF-4.0

镀金 Gold plated

CEGM-0.37	CEGF-0.37
CEGM-0.5	CEGF-0.5
CEGM-0.75	CEGF-0.75
CEGM-1.0	CEGF-1.0
CEGM-1.5	CEGF-1.5
CEGM-2.5	CEGF-2.5
CEGM-4.0	CEGF-4.0

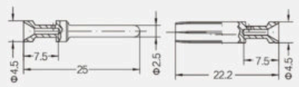

M F

标示 Identification	线规 Wire gague		剥线长度 Stripping length
no groove	014-0.37mm²	AWG 26-22	7.5mm
no groove	0.5mm²	AWG 20	7.5mm
1 groove	0.75mm²	AWG 18	7.5mm
1 groove	1.mm²	AWG 18	7.5mm
2 groove	1.5mm²	AWG 16	7.5mm
3 groove	2.5mm²	AWG 14	7.5mm
wide groove	3mm²	AWG 12	7.5mm
no groove	4mm²	AWG 12	7.5mm

工具 Tools

冷压钳 Crimping tool

压接线经 Wire gauge	型号 Type
0.5-4mm²	TL02G

退针器 Removal tool

适用类型 For	型号 Type
16A 冷压针 16A Crimp contacts	TL01

更多工具请参考 25-01~25-02页 More tools on P25-01~P25-02

HEEE-064 高密度型插芯 High-density Inserts

插芯 Inserts

外壳尺寸：匹配24B外壳，详情请参考18-01~18-22页
Hoods/Housings：Matching 24B Hood Housing，detail on P18-01~P18-22

冷压连接 Crimp terminal

插芯 Inserts	型号 Type
公 Male	HEEE-064-MC
母 Female	HEEE-064-FC

1) 接插体之间的最大距离21mm
1) Distance for contact max.21mm

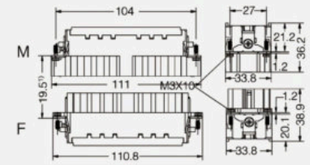

接插针排序
Contacts arrangement view from termination side



面板安装开孔图
Panel cut out for Inserts for use without Hoods/housings

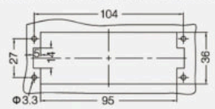

附件 Accessories

16A 冷压针 Crimp contacts

接触电阻Contact resistance ≤1mΩ
镀银 Silver plated

公 Male	母 Female
CESM-0.37	CESF-0.37
CESM-0.5	CESF-0.5
CESM-0.75	CESF-0.75
CESM-1.0	CESF-1.0
CESM-1.5	CESF-1.5
CESM-2.5	CESF-2.5
CESM-3.0	CESF-3.0
CESM-4.0	CESF-4.0

镀金 Gold plated

CEGM-0.37	CEGF-0.37
CEGM-0.5	CEGF-0.5
CEGM-0.75	CEGF-0.75
CEGM-1.0	CEGF-1.0
CEGM-1.5	CEGF-1.5
CEGM-2.5	CEGF-2.5
CEGM-4.0	CEGF-4.0

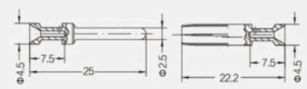

M F

标示 Identification	线规 Wire gague		剥线长度 Stripping length
no groove	014-0.37mm²	AWG 26-22	7.5mm
no groove	0.5mm²	AWG 20	7.5mm
1 groove	0.75mm²	AWG 18	7.5mm
1 groove	1.mm²	AWG 18	7.5mm
2 groove	1.5mm²	AWG 16	7.5mm
3 groove	2.5mm²	AWG 14	7.5mm
wide groove	3mm²	AWG 12	7.5mm
no groove	4mm²	AWG 12	7.5mm

工具 Tools

冷压钳 Crimping tool

压接线经 Wire gauge	型号 Type
0.5-4mm²	TL02G

退针器 Removal tool

适用类型 For	型号 Type
16A 冷压针 16A Crimp contacts	TL01

更多工具请参考 25-01~25-02页 More tools on P25-01~P25-02

插芯 Inserts

外壳尺寸：匹配24B外壳，详情请参考18-01~18-22页
Hoods/Housings：Matching 24B Hood Housing，detail on P18-01~P18-22

冷压连接 Crimp terminal

插芯 Inserts	型号 Type
公 Male	HEEE-072-MC
母 Female	HEEE-072-FC

1) 接插体之间的最大距离21mm
1) Distance for contact max.21mm

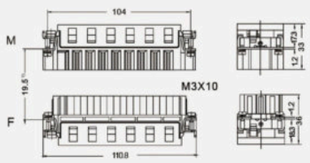

接插针排序
Contacts arrangement view from termination side



面板安装开孔图
Panel cut out for Inserts for use without Hoods/housings



附件 Accessories

16A 冷压针 Crimp contacts

接触电阻Contact resistance ≤1mΩ
镀银 Silver plated

公 Male	母 Female
CESM-0.37	CESF-0.37
CESM-0.5	CESF-0.5
CESM-0.75	CESF-0.75
CESM-1.0	CESF-1.0
CESM-1.5	CESF-1.5
CESM-2.5	CESF-2.5
CESM-3.0	CESF-3.0
CESM-4.0	CESF-4.0

镀金 Gold plated

CEGM-0.37	CEGF-0.37
CEGM-0.5	CEGF-0.5
CEGM-0.75	CEGF-0.75
CEGM-1.0	CEGF-1.0
CEGM-1.5	CEGF-1.5
CEGM-2.5	CEGF-2.5
CEGM-4.0	CEGF-4.0

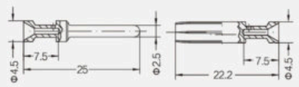

M F

标示 Identification	线规 Wire gague		剥线长度 Stripping length
no groove	014-0.37mm²	AWG 26-22	7.5mm
no groove	0.5mm²	AWG 20	7.5mm
1 groove	0.75mm²	AWG 18	7.5mm
1 groove	1.mm²	AWG 18	7.5mm
2 groove	1.5mm²	AWG 16	7.5mm
3 groove	2.5mm²	AWG 14	7.5mm
wide groove	3mm²	AWG 12	7.5mm
no groove	4mm²	AWG 12	7.5mm

工具 Tools

冷压钳 Crimping tool

压接线经 Wire gauge	型号 Type
0.5-4mm²	TL02G

退针器 Removal tool

适用类型 For	型号 Type
16A 冷压针 16A Crimp contacts	TL01

更多工具请参考 25-01~25-02页 More tools on P25-01~P25-02

HD 系列 / HD SERIES

超高密度型连接器 / Ultra-high Density Connector



技术参数 Technical Characteristics

规范	Specifications	
规范	Specifications	DIN EN 60 664
		DIN EN 61 984
插芯	Inserts	
依据 EN 61 984的额定电压	Electrical data acc. to EN 61 984	
接插件针数	Number Of Contacts	7,8,15,25,40,50(25X2),,64,80(40X2),128(64x2)+PE
额定电流	Rated Current	10A
额定电压	Rated Voltage	250V
额定脉冲电压	Rated Impulse Voltage	4kV
污染程度	Pollution Degree	3
污染等级2时的参数	Pollution Degree 2 Also	10A 230/400V 4kV 2
依据UL/CSA额定电压	Rated Voltage Acc.to Ul CSA	600V
依据CSA绕线连接的额定电压	Rated Voltage For Wrap Terminal Acc. To CSA	2A 30V
HD-008的电气数据		
额定电流	Rated Current	10A
额定电压	Rated Voltage	50V
额定脉冲电压	Rated Impulse Voltage	0.8kV
污染程度	Pollution Degree	3
依据UL/CSA额定电压	Rated Voltage Acc.to Ul CSA	50V
额定电压（直流电压）	Rated Voltage	120V
绝缘电阻	Insulation Resistance	≥10^{10}Ω
材料	Material	聚碳酸酯 Polycarbonate
工作温度范围	Limiting Temperatures	-40℃...+125℃
依据UL94阻燃等级	Flammability Acc. To UL94	V0
可拔插次数	MecHEnical Working Life-mating Cycles	≥500
插针	Contacts	
材料	Material	铜合金 Copper Alloy
表面处理	Surface	镀金 Hard-gold Plated
		镀银 Hard-silver Plated
接触电阻	Contact Resistance	≤3mΩ
冷压连接	Screw Terminal	
导线规格	Wire Gauge	0.14-2.5mm²
AWG	AWG	26-14

电流负载能力 Current Carrying Capacity

电流负载能力所受的限制主要来自包含接插针的接插体可承受的最大温度
The current carrying is limited by maximum temperature of materials for Inserts and contacts including terminals.
测试和控制过程依据 Measuring and testing techniques according to DIN EN 60512-5

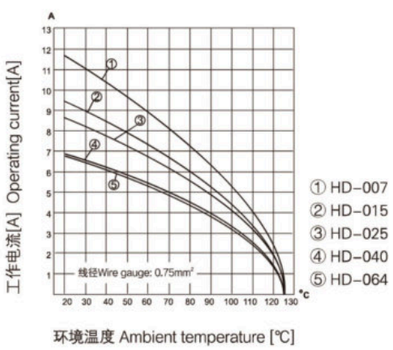

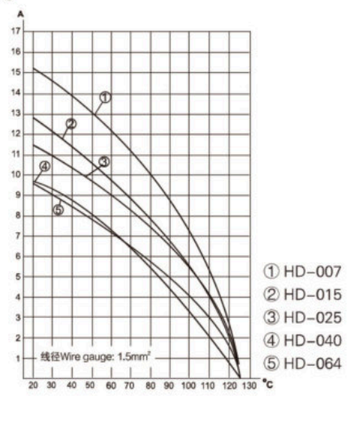

HD接插体在装满针时,在绝缘等级3(C)时,其工作电压可达到250V。但其插针分布经过调整,同样在绝缘等级3(C)时,其工作电压允许值可达到500V。

The connector series HD equipped with all contacts may be used for voltages up to 250V ~ pollution degree 3.A modified contact loading arrangement permits use up to 500V ~ pollution degree also in pollution degree C.

调整后插针分布 Contact arrangement view from termination side

10A 500V 6kV 3

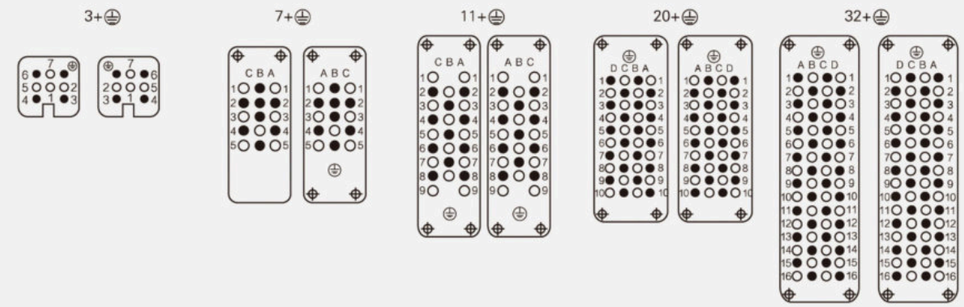

● 装有插针的插孔 Working contact　　M 公接插体 Male insert

O 不装有插针的插孔 Without contact　　F 母接插体 Female insert

HD-007 超高密度型插芯 Ultra-high Density Inserts

插芯 Inserts

外壳尺寸：匹配3A外壳，详情请参11-06~11-12页
Hoods/Housings：Matching 3A Hood Housing，detail onP11-06~P11-12

冷压连接 Crimp terminal

插芯 Inserts	型号 Type
公 Male	HD-007-MC
母 Female	HD-007-FC

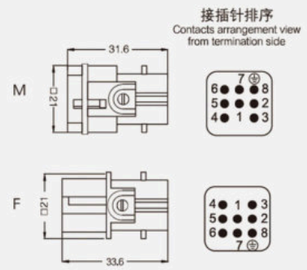

快速上锁 Quick lock

插芯 Inserts	型号 Type
公 Male	HD-007-MQ
母 Female	HD-007-FQ

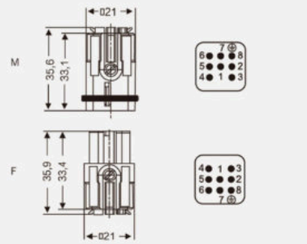

附件 Accessories

10A 冷压针 Crimp contacts

接触电阻Contact resistance ≤3mΩ
镀银 Silver plated

公 Male	母 Female
CDSM-0.37	CDSF-0.37
CDSM-0.5	CDSF-0.5
CDSM-0.75	CDSF-0.75
CDSM-1.0	CDSF-1.0
CDSM-1.5	CDSF-1.5
CDSM-2.5	CDSF-2.5

镀金 Gold plated

CDGM-0.37	CDGF-0.37
CDGM-0.5	CDGF-0.5
CDGM-0.75	CDGF-0.75
CDGM-1.0	CDGF-1.0
CDGM-1.5	CDGF-1.5
CDGM-2.5	CDGF-2.5

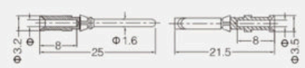

M F

线规 Wire gague		Φ	剥线长度 Stripping length
0.14-0.37 mm²	AWG 26-22	0.9	8 mm
0.5 mm²	AWG 20	1.1	8 mm
0.75 mm²	AWG 18	1.3	8 mm
1 mm²	AWG 18	1.45	8 mm
1.5 mm²	AWG 16	1.75	8 mm
2.5 mm²	AWG 14	2.25	6 mm

工具 Tools

冷压钳 Crimping tool

压接线经 Wire gauge	型号 Type
0.14-4mm²	TL02G

退针器 Removal tool

适用类型 For	型号 Type
10A 冷压针 10A Crimp contacts	TL00

更多工具请参考 25-01~25-02页 More tools on P25-01~P25-02

HD-008 超高密度型插芯 Ultra-high Density Inserts

插芯 Inserts

外壳尺寸：匹配3A外壳，详情请参考11-06~11-12页
Hoods/Housings：Matching 3A Hood Housing，detail on P11-06~P11-12

冷压连接 Crimp terminal

插芯 Inserts	型号 Type
公 Male	HD-008-MC
母 Female	HD-008-FC

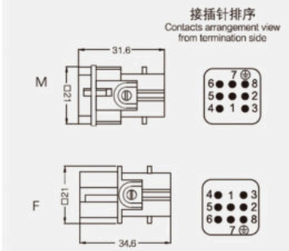

快速上锁 Quick lock

插芯 Inserts	型号 Type
公 Male	HD-008-MQ
母 Female	HD-008-FQ

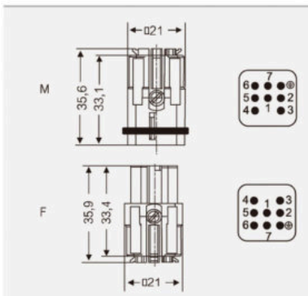

附件 Accessories

10A 冷压针 Crimp contacts

接触电阻Contact resistance ≤3mΩ
镀银 Silver plated

公 Male	母 Female
CDSM-0.37	CDSF-0.37
CDSM-0.5	CDSF-0.5
CDSM-0.75	CDSF-0.75
CDSM-1.0	CDSF-1.0
CDSM-1.5	CDSF-1.5
CDSM-2.5	CDSF-2.5

镀金 Gold plated

CDGM-0.37	CDGF-0.37
CDGM-0.5	CDGF-0.5
CDGM-0.75	CDGF-0.75
CDGM-1.0	CDGF-1.0
CDGM-1.5	CDGF-1.5
CDGM-2.5	CDGF-2.5

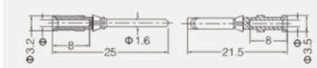

M F

线规 Wire gague		Φ	剥线长度 Stripping length
0.14-0.37 mm²	AWG 26-22	0.9	8 mm
0.5 mm²	AWG 20	1.1	8 mm
0.75 mm²	AWG 18	1.3	8 mm
1 mm²	AWG 18	1.45	8 mm
1.5 mm²	AWG 16	1.75	8 mm
2.5 mm²	AWG 14	2.25	6 mm

工具 Tools

冷压钳 Crimping tool

压接线经 Wire gauge	型号 Type
0.14-4mm²	TL02G

退针器 Removal tool

适用类型 For	型号 Type
10A 冷压针 10A Crimp contacts	TL00

更多工具请参考 25-01~25-02页 More tools on P25-01~P25-02

HD-015 超高密度型插芯 Ultra-high Density Inserts

插芯 Inserts

外壳尺寸：匹配10A外壳，详情请参12-01~12-02页
Hoods/Housings：Matching 10A Hood Housing，detail onP12-01~P12-02

冷压连接 Crimp terminal

插芯 Inserts	型号 Type
公 Male	HD-015-MC
母 Female	HD-015-FC

1) 接插体之间的最大距离24mm
1) Distance for contact max.24mm

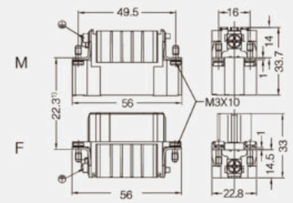

接插针排序
Contacts arrangement view from termination side



面板安装开孔图
Panel cut out for inserts for use without Hoods/housings

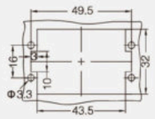

附件 Accessories

10A 冷压针 Crimp contacts

接触电阻Contact resistance ≤3mΩ
镀银 Silver plated

公 Male	母 Female
CDSM-0.37	CDSF-0.37
CDSM-0.5	CDSF-0.5
CDSM-0.75	CDSF-0.75
CDSM-1.0	CDSF-1.0
CDSM-1.5	CDSF-1.5
CDSM-2.5	CDSF-2.5

镀金 Gold plated

CDGM-0.37	CDGF-0.37
CDGM-0.5	CDGF-0.5
CDGM-0.75	CDGF-0.75
CDGM-1.0	CDGF-1.0
CDGM-1.5	CDGF-1.5
CDGM-2.5	CDGF-2.5

M F

线规 Wire gague		Φ	剥线长度 Stripping length
0.14-0.37 mm²	AWG 26-22	0.9	8 mm
0.5 mm²	AWG 20	1.1	8 mm
0.75 mm²	AWG 18	1.3	8 mm
1 mm²	AWG 18	1.45	8 mm
1.5 mm²	AWG 16	1.75	8 mm
2.5 mm²	AWG 14	2.25	6 mm

工具 Tools

冷压钳 Crimping tool

压接线经 Wire gauge	型号 Type
0.14-4mm²	TL02G

退针器 Removal tool

适用类型 For	型号 Type
10A 冷压针 10A Crimp contacts	TL00

更多工具请参考 25-01~25-02页 More tools on P25-01~P25-02

HD-025 超高密度型插芯 Ultra-high Density Inserts

插芯 Inserts

外壳尺寸：匹配16A外壳，详情请参考13-01~13-02页
Hoods/Housings：Matching 16A Hood Housing，detail on P13-01~P13-02

冷压连接 Crimp terminal

插芯 Inserts	型号 Type
公 Male	HD-025-MC
母 Female	HD-025-FC

1) 接插体之间的最大距离24mm
1) Distance for contact max.24mm

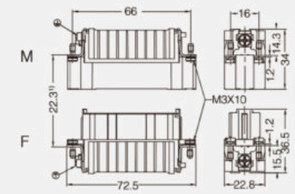

接插针排序
Contacts arrangement view from termination side



面板安装开孔图
Panel cut out for inserts for use without Hoods/housings

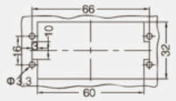

附件 Accessories

10A 冷压针 Crimp contacts

接触电阻Contact resistance ≤3mΩ
镀银 Silver plated

公 Male	母 Female
CDSM-0.37	CDSF-0.37
CDSM-0.5	CDSF-0.5
CDSM-0.75	CDSF-0.75
CDSM-1.0	CDSF-1.0
CDSM-1.5	CDSF-1.5
CDSM-2.5	CDSF-2.5

镀金 Gold plated

CDGM-0.37	CDGF-0.37
CDGM-0.5	CDGF-0.5
CDGM-0.75	CDGF-0.75
CDGM-1.0	CDGF-1.0
CDGM-1.5	CDGF-1.5
CDGM-2.5	CDGF-2.5

M F

线规 Wire gague		Φ	剥线长度 Stripping length
0.14-0.37 mm²	AWG 26-22	0.9	8 mm
0.5 mm²	AWG 20	1.1	8 mm
0.75 mm²	AWG 18	1.3	8 mm
1 mm²	AWG 18	1.45	8 mm
1.5 mm²	AWG 16	1.75	8 mm
2.5 mm²	AWG 14	2.25	6 mm

工具 Tools

冷压钳 Crimping tool

压接线经 Wire gauge	型号 Type
0.14-4mm²	TL02G

退针器 Removal tool

适用类型 For	型号 Type
10A 冷压针 10A Crimp contacts	TL00

更多工具请参考 25-01~25-02页 More tools on P25-01~P25-02

HD-040 超高密度型插芯 Ultra-high Density Inserts

插芯 Inserts

外壳尺寸：匹配16B外壳，详情请参考17-01~17-22页
Hoods/Housings：Matching 16B Hood Housing，detail on P17-01~P17-22

冷压连接 Crimp terminal

插芯 Inserts	型号 Type
公 Male	HD-040-MC
母 Female	HD-040-FC

绕线连接



插芯 Inserts	型号 Type
公 Male	HD-040-MTHT
母 Female	HD-040-FTHT

1) 接插体之间的最大距离24mm
1) Distance for contact max.24mm

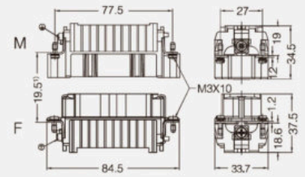

接插针排序
Contacts arrangement view from termination side

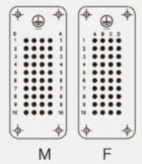

面板安装开孔图
Panel cut out for inserts for use without Hoods/housings

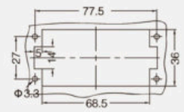

附件 Accessories

10A 冷压针 Crimp contacts

接触电阻Contact resistance ≤3mΩ
镀银 Silver plated

公 Male	母 Female
CDSM-0.37	CDSF-0.37
CDSM-0.5	CDSF-0.5
CDSM-0.75	CDSF-0.75
CDSM-1.0	CDSF-1.0
CDSM-1.5	CDSF-1.5
CDSM-2.5	CDSF-2.5

镀金 Gold plated

CDGM-0.37	CDGF-0.37
CDGM-0.5	CDGF-0.5
CDGM-0.75	CDGF-0.75
CDGM-1.0	CDGF-1.0
CDGM-1.5	CDGF-1.5
CDGM-2.5	CDGF-2.5

M F

线规 Wire gague		Φ	剥线长度 Stripping length
0.14~0.37 mm²	AWG 26~22	0.9	8 mm
0.5 mm²	AWG 20	1.1	8 mm
0.75 mm²	AWG 18	1.3	8 mm
1 mm²	AWG 18	1.45	8 mm
1.5 mm²	AWG 16	1.75	8 mm
2.5 mm²	AWG 14	2.25	6 mm

工具 Tools

冷压钳 Crimping tool

压接线经 Wire gauge	型号 Type
0.14-4mm²	TL02G

退针器 Removal tool

适用类型 For	型号 Type
10A 冷压针 10A Crimp contacts	TL00

更多工具请参考 25-01~25-02页 More tools on P25-01~P25-02

HD-050 超高密度型插芯 Ultra-high Density Inserts

插芯 Inserts

外壳尺寸：匹配32A外壳，详情请参考14-01~14-02页
Hoods/Housings：Matching 32A Hood Housing，detail on P14-01~P14-02

冷压连接 Crimp terminal

插芯 Inserts	型号 Type
公 Male	HD-025-MC(1-25)
	HD-025-MC(1-25)
母 Female	HD-025-FC(1-25)
	HD-025-FC(1-25)

1) 接插体之间的最大距离24mm
1) Distance for contact max.24mm

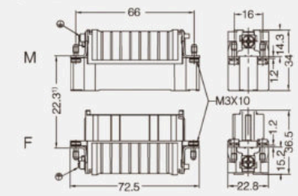

接插针排序
Contacts arrangement view from termination side

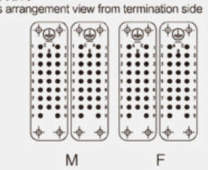

面板安装开孔图
Panel cut out for inserts for use without Hoods/housings

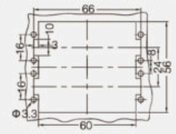

附件 Accessories

10A 冷压针 Crimp contacts

接触电阻Contact resistance ≤3mΩ
镀银 Silver plated

公 Male	母 Female
CDSM-0.37	CDSF-0.37
CDSM-0.5	CDSF-0.5
CDSM-0.75	CDSF-0.75
CDSM-1.0	CDSF-1.0
CDSM-1.5	CDSF-1.5
CDSM-2.5	CDSF-2.5

镀金 Gold plated

CDGM-0.37	CDGF-0.37
CDGM-0.5	CDGF-0.5
CDGM-0.75	CDGF-0.75
CDGM-1.0	CDGF-1.0
CDGM-1.5	CDGF-1.5
CDGM-2.5	CDGF-2.5

M F

线规 Wire gague		Φ	剥线长度 Stripping length
0.14~0.37 mm²	AWG 26~22	0.9	8 mm
0.5 mm²	AWG 20	1.1	8 mm
0.75 mm²	AWG 18	1.3	8 mm
1 mm²	AWG 18	1.45	8 mm
1.5 mm²	AWG 16	1.75	8 mm
2.5 mm²	AWG 14	2.25	6 mm

工具 Tools

冷压钳 Crimping tool

压接线经 Wire gauge	型号 Type
0.14-4mm²	TL02G

退针器 Removal tool

适用类型 For	型号 Type
10A 冷压针 10A Crimp contacts	TL00

更多工具请参考 25-01~25-02页 More tools on P25-01~P25-02

HD-064 超高密度型插芯 Ultra-high Density Inserts

插芯 Inserts

外壳尺寸：匹配24B外壳，详情请参考18-01~18-22页
Hoods/Housings：Matching 24B Hood Housing，detail on P18-01~P18-22

冷压连接 Crimp terminal



插芯 Inserts	型号 Type
公 Male	HD-064-MC
母 Female	HD-064-FC

绕线连接

插芯 Inserts	型号 Type
公 Male	HD-064-MTHT
母 Female	HD-064-FTMT

1) 接插体之间的最大距离24mm
1) Distance for contact max.24mm

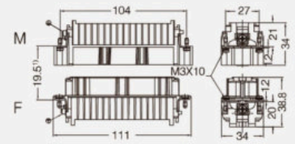

接插针排序
Contacts arrangement view from termination side



面板安装开孔图
Panel cut out for inserts for use without Hoods/housings

附件 Accessories

10A 冷压针 Crimp contacts

接触电阻Contact resistance ≤3mΩ
镀银 Silver plated

公 Male	母 Female
CDSM-0.37	CDSF-0.37
CDSM-0.5	CDSF-0.5
CDSM-0.75	CDSF-0.75
CDSM-1.0	CDSF-1.0
CDSM-1.5	CDSF-1.5
CDSM-2.5	CDSF-2.5

镀金 Gold plated

CDGM-0.37	CDGF-0.37
CDGM-0.5	CDGF-0.5
CDGM-0.75	CDGF-0.75
CDGM-1.0	CDGF-1.0
CDGM-1.5	CDGF-1.5
CDGM-2.5	CDGF-2.5

线规 Wire gague		Φ	剥线长度 Stripping length
0.14-0.37 mm²	AWG 26-22	0.9	8 mm
0.5 mm²	AWG 20	1.1	8 mm
0.75 mm²	AWG 18	1.3	8 mm
1 mm²	AWG 18	1.45	8 mm
1.5 mm²	AWG 16	1.75	8 mm
2.5 mm²	AWG 14	2.25	6 mm

工具 Tools

冷压钳 Crimping tool

压接线经 Wire gauge	型号 Type
0.14-4mm²	TL02G

退针器 Removal tool

适用类型 For	型号 Type
10A 冷压针 10A Crimp contacts	TL00

更多工具请参考 25-01~25-02页 More tools on P25-01~P25-02

HD-080 超高密度型插芯 Ultra-high Density Inserts

插芯 Inserts

外壳尺寸：匹配32B外壳，详情请参考19-01~19-06页
Hoods/Housings：Matching 32B Hood Housing，detail on P19-01~P19-06

冷压连接 Crimp terminal

插芯 Inserts	型号 Type
公 Male	HD-040-MC(1-40)
	HD-040-MC(1-40)
母 Female	HD-040-FC(1-40)
	HD-040-FC(1-40)

1) 接插体之间的最大距离24mm
1) Distance for contact max.24mm

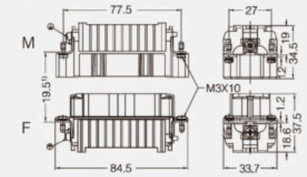

接插针排序
Contacts arrangement view from termination side

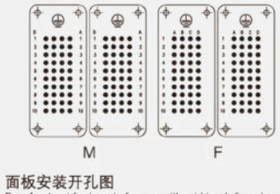

面板安装开孔图
Panel cut out for inserts for use without Hoods/housings

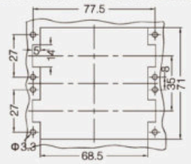

附件 Accessories

10A 冷压针 Crimp contacts

接触电阻Contact resistance ≤3mΩ
镀银 Silver plated

公 Male	母 Female
CDSM-0.37	CDSF-0.37
CDSM-0.5	CDSF-0.5
CDSM-0.75	CDSF-0.75
CDSM-1.0	CDSF-1.0
CDSM-1.5	CDSF-1.5
CDSM-2.5	CDSF-2.5

镀金 Gold plated

CDGM-0.37	CDGF-0.37
CDGM-0.5	CDGF-0.5
CDGM-0.75	CDGF-0.75
CDGM-1.0	CDGF-1.0
CDGM-1.5	CDGF-1.5
CDGM-2.5	CDGF-2.5

线规 Wire gague		Φ	剥线长度 Stripping length
0.14-0.37 mm²	AWG 26-22	0.9	8 mm
0.5 mm²	AWG 20	1.1	8 mm
0.75 mm²	AWG 18	1.3	8 mm
1 mm²	AWG 18	1.45	8 mm
1.5 mm²	AWG 16	1.75	8 mm
2.5 mm²	AWG 14	2.25	6 mm

工具 Tools

冷压钳 Crimping tool

压接线经 Wire gauge	型号 Type
0.14-4mm²	TL02G

退针器 Removal tool

适用类型 For	型号 Type
10A 冷压针 10A Crimp contacts	TL00

更多工具请参考 25-01~25-02页 More tools on P25-01~P25-02

插芯 Inserts

外壳尺寸：匹配48B外壳，详情请参考20-01~20-02页
Hoods/Housings：Matching 48B Hood Housing，detail on P20-01~P20-02

冷压连接 Crimp terminal

插芯 Inserts	型号 Type
公 Male	HD-064-MC(1-64)
	HD-064-MC(1-64)
母 Female	HD-064-FC(1-64)
	HD-064-FC(1-64)

1) 接插体之间的最大距离24mm
1) Distance for contact max.24mm

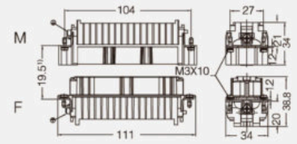

接插针排序
Contacts arrangement view from termination side

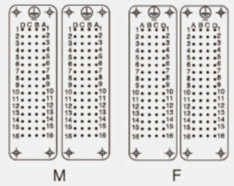

面板安装开孔图
Panel cut out for inserts for use without Hoods/housings

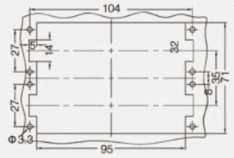

附件 Accessories

10A 冷压针 Crimp contacts

接触电阻Contact resistance ≤3mΩ
镀银 Silver plated

公 Male	母 Female
CDSM-0.37	CDSF-0.37
CDSM-0.5	CDSF-0.5
CDSM-0.75	CDSF-0.75
CDSM-1.0	CDSF-1.0
CDSM-1.5	CDSF-1.5
CDSM-2.5	CDSF-2.5

镀金 Gold plated

CDGM-0.37	CDGF-0.37
CDGM-0.5	CDGF-0.5
CDGM-0.75	CDGF-0.75
CDGM-1.0	CDGF-1.0
CDGM-1.5	CDGF-1.5
CDGM-2.5	CDGF-2.5

线规 Wire gague		Φ	剥线长度 Stripping length
0.14-0.37 mm²	AWG 26-22	0.9	8 mm
0.5 mm²	AWG 20	1.1	8 mm
0.75 mm²	AWG 18	1.3	8 mm
1 mm²	AWG 18	1.45	8 mm
1.5 mm²	AWG 16	1.75	8 mm
2.5 mm²	AWG 14	2.25	6 mm

工具 Tools

冷压钳 Crimping tool

压接线经 Wire gauge	型号 Type
0.14-4mm²	TL02G

退针器 Removal tool

适用类型 For	型号 Type
10A 冷压针 10A Crimp contacts	TL00

更多工具请参考 25-01~25-02页 More tools on P25-01~P25-02

HDD 系列 / HDD SERIES

超高密度型连接器 / Ultra-high Density Connector



技术参数 Technical Characteristics

规范	Specifications	
规范	Specifications	DIN EN 60 664
		DIN EN 61 984
插芯	Inserts	
依据 EN 61 984的额定电压	Electrical Data Acc. To EN 61 984	
接插件针数	Number Of Contacts	24,42,72,108,144(72X2),216(108X2)+PE
额定电流	Rated Current	10A
额定电压	Rated Voltage	250V
额定脉冲电压	Rated Impulse Voltage	4kV
污染程度	Pollution Degree	3
污染等级2时的参数	Pollution Degree 2 Also	10A 230/400V 4kV 2
依据UL/CSA额定电压	Rated Voltage Acc.to Ul CSA	600V
绝缘电阻	Insulation Resistance	$\geqslant 10^{10}\Omega$
材料	Material	聚碳酸酯 Polycarbonate
工作温度范围	Limiting Temperatures	−40℃...+125℃
依据UL94阻燃等级	Flammability Acc. To UL94	V0
可拔插次数	MecHEnical Working Life−mating Cycles	⩾500
插针	Contacts	
材料	Material	铜合金 Copper Alloy
表面处理	Surface	镀金 Hard−gold Plated
		镀银 Hard−silver Plated
接触电阻	Contact Resistance	⩽3mΩ
螺钉连接	Screw Terminal	
导线规格	Wire Gauge	0.14−2.5mm²
AWG	AWG	26−14

电流负载能力 Current Carrying Capacity

电流负载能力所受的限制主要来自包含接插针的接插体可承受的最大温度

The current carrying is limited by maximum temperature of materials for Inserts and contacts including terminals.

测试和控制过程依据 Measuring and testing techniques according to DIN EN 60512−5

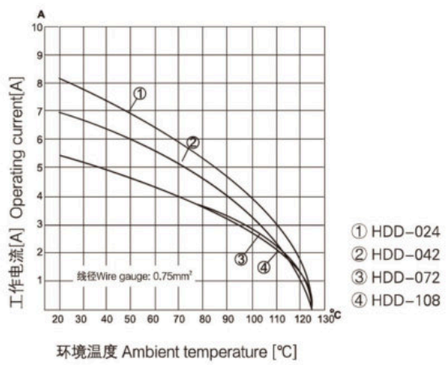

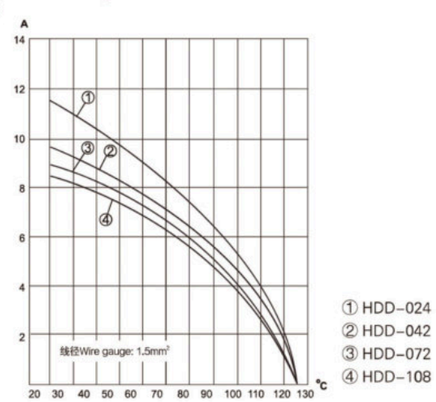

HD接插体在装满针时,在绝缘等级3(C)时,其工作电压可达到250V。但其插针分布经过调整,同样在绝缘等级3(C)时,其工作电压允许值可达到500V。

The connector series HDD equipped with all contacts may be used for voltages up to 250V ~ pollution degree 3.A modified contact loading arrangement permits use up to 500V ~ pollution degree also in pollution degree C.

调整后插针分布 Contact arrangement view from termination side

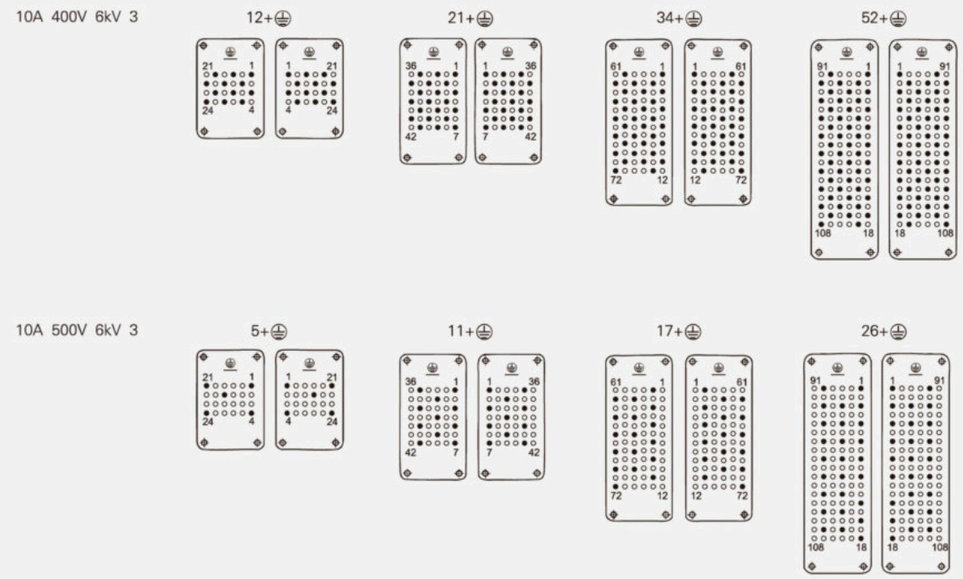

● 装有插针的插孔 Working contact

O 不装有插针的插孔 Without contact

M 公接插体 Male insert

F 母接插体 Female insert

HDD-024 超高密度型插芯 Ultra-high Density Inserts

插芯 Inserts

外壳尺寸：匹配6B外壳，详情请参考15-01~15-10页
Hoods/Housings：Matching 6B Hood Housing，detail on P15-01~P15-10

冷压连接 Crimp terminal

插芯 Inserts	型号 Type
公 Male	HDD-024-MC
母 Female	HDD-024-FC

1) 接插体之间的最大距离21mm
1) Distance for contact max.21mm

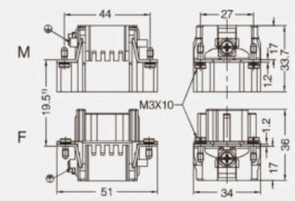

接插针排序
Contacts arrangement view from termination side

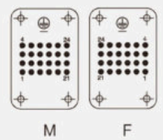

面板安装开孔图
Panel cut out for inserts for use without Hoods/housings

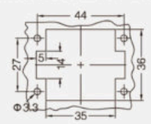

附件 Accessories

10A 冷压针 Crimp contacts

接触电阻Contact resistance ≤3mΩ
镀银 Silver plated

公 Male	母 Female
CDSM-0.37	CDSF-0.37
CDSM-0.5	CDSF-0.5
CDSM-0.75	CDSF-0.75
CDSM-1.0	CDSF-1.0
CDSM-1.5	CDSF-1.5
CDSM-2.5	CDSF-2.5

镀金 Gold plated

CDGM-0.37	CDGF-0.37
CDGM-0.5	CDGF-0.5
CDGM-0.75	CDGF-0.75
CDGM-1.0	CDGF-1.0
CDGM-1.5	CDGF-1.5
CDGM-2.5	CDGF-2.5

M F

线规 Wire gague		Φ	剥线长度 Stripping length
0.14-0.37 mm²	AWG 26-22	0.9	8 mm
0.5 mm²	AWG 20	1.1	8 mm
0.75 mm²	AWG 18	1.3	8 mm
1 mm²	AWG 18	1.45	8 mm
1.5 mm²	AWG 16	1.75	8 mm
2.5 mm²	AWG 14	2.25	6 mm

工具 Tools

冷压钳 Crimping tool

压接线经 Wire gauge	型号 Type
0.14-4mm²	TL02G

退针器 Removal tool

适用类型 For	型号 Type
10A 冷压针 10A Crimp contacts	TL00

更多工具请参考 25-01~25-02页 More tools on P25-01~P25-02

HDD-042 超高密度型插芯 Ultra-high Density Inserts

插芯 Inserts

外壳尺寸：匹配10B外壳，详情请参考16-01~16-20页
Hoods/Housings：Matching 10B Hood Housing，detail on P16-01~P16-20

冷压连接 Crimp terminal

插芯 Inserts	型号 Type
公 Male	HDD-042-MC
母 Female	HDD-042-FC

1) 接插体之间的最大距离21mm
1) Distance for contact max.21mm

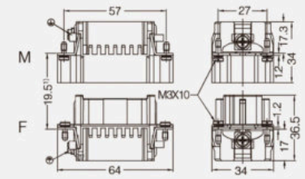

接插针排序
Contacts arrangement view from termination side

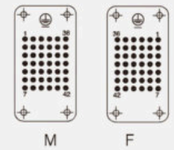

面板安装开孔图
Panel cut out for inserts for use without Hoods/housings

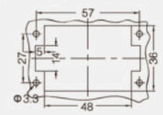

附件 Accessories

10A 冷压针 Crimp contacts

接触电阻Contact resistance ≤3mΩ
镀银 Silver plated

公 Male	母 Female
CDSM-0.37	CDSF-0.37
CDSM-0.5	CDSF-0.5
CDSM-0.75	CDSF-0.75
CDSM-1.0	CDSF-1.0
CDSM-1.5	CDSF-1.5
CDSM-2.5	CDSF-2.5

镀金 Gold plated

CDGM-0.37	CDGF-0.37
CDGM-0.5	CDGF-0.5
CDGM-0.75	CDGF-0.75
CDGM-1.0	CDGF-1.0
CDGM-1.5	CDGF-1.5
CDGM-2.5	CDGF-2.5

M F

线规 Wire gague		Φ	剥线长度 Stripping length
0.14-0.37 mm²	AWG 26-22	0.9	8 mm
0.5 mm²	AWG 20	1.1	8 mm
0.75 mm²	AWG 18	1.3	8 mm
1 mm²	AWG 18	1.45	8 mm
1.5 mm²	AWG 16	1.75	8 mm
2.5 mm²	AWG 14	2.25	6 mm

工具 Tools

冷压钳 Crimping tool

压接线经 Wire gauge	型号 Type
0.14-4mm²	TL02G

退针器 Removal tool

适用类型 For	型号 Type
10A 冷压针 10A Crimp contacts	TL00

更多工具请参考 25-01~25-02页 More tools on P25-01~P25-02

HDD-072 超高密度型插芯 Ultra-high Density Inserts

插芯 Inserts

外壳尺寸：匹配16B外壳，详情请参考17-01~17-22页
Hoods/Housings：Matching 16B Hood Housing，detail on P17-01~17-22

冷压连接 Crimp terminal

插芯 Inserts	型号 Type
公 Male	HDD-072-MC
母 Female	HDD-072-FC

1) 接插体之间的最大距离21mm
1) Distance for contact max.21mm

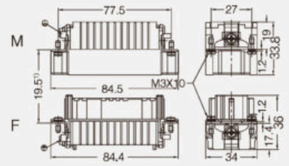

接插针排序
Contacts arrangement view from termination side

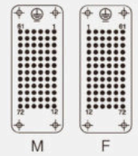

面板安装开孔图
Panel cut out for inserts for use without Hoods/housings



附件 Accessories

10A 冷压针 Crimp contacts

接触电阻Contact resistance ≤3mΩ
镀银 Silver plated

公 Male	母 Female
CDSM-0.37	CDSF-0.37
CDSM-0.5	CDSF-0.5
CDSM-0.75	CDSF-0.75
CDSM-1.0	CDSF-1.0
CDSM-1.5	CDSF-1.5
CDSM-2.5	CDSF-2.5

镀金 Gold plated

CDGM-0.37	CDGF-0.37
CDGM-0.5	CDGF-0.5
CDGM-0.75	CDGF-0.75
CDGM-1.0	CDGF-1.0
CDGM-1.5	CDGF-1.5
CDGM-2.5	CDGF-2.5

线规 Wire gague		Φ	剥线长度 Stripping length
0.14~0.37 mm²	AWG 26~22	0.9	8 mm
0.5 mm²	AWG 20	1.1	8 mm
0.75 mm²	AWG 18	1.3	8 mm
1 mm²	AWG 18	1.45	8 mm
1.5 mm²	AWG 16	1.75	8 mm
2.5 mm²	AWG 14	2.25	6 mm

工具 Tools

冷压钳 Crimping tool

压接线经 Wire gauge	型号 Type
0.14~4mm²	TL02G

退针器 Removal tool

适用类型 For	型号 Type
10A 冷压针 10A Crimp contacts	TL00

更多工具请参考 25-01~25-02页 More tools on P25-01~P25-02

HDD-108 超高密度型插芯 Ultra-high Density Inserts

插芯 Inserts

外壳尺寸：匹配24B外壳，详情请参考18-01~18-22页
Hoods/Housings：Matching 24B Hood Housing，detail on P18-01~18-22

冷压连接 Crimp terminal

插芯 Inserts	型号 Type
公 Male	HDD-108-MC
母 Female	HDD-108-FC

1) 接插体之间的最大距离24mm
1) Distance for contact max.24mm

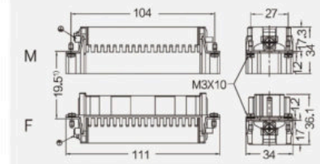

接插针排序
Contacts arrangement view from termination side

面板安装开孔图
Panel cut out for inserts for use without Hoods/housings

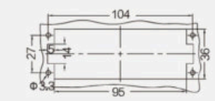

附件 Accessories

10A 冷压针 Crimp contacts

接触电阻Contact resistance ≤3mΩ
镀银 Silver plated

公 Male	母 Female
CDSM-0.37	CDSF-0.37
CDSM-0.5	CDSF-0.5
CDSM-0.75	CDSF-0.75
CDSM-1.0	CDSF-1.0
CDSM-1.5	CDSF-1.5
CDSM-2.5	CDSF-2.5

镀金 Gold plated

CDGM-0.37	CDGF-0.37
CDGM-0.5	CDGF-0.5
CDGM-0.75	CDGF-0.75
CDGM-1.0	CDGF-1.0
CDGM-1.5	CDGF-1.5
CDGM-2.5	CDGF-2.5

线规 Wire gague		Φ	剥线长度 Stripping length
0.14~0.37 mm²	AWG 26~22	0.9	8 mm
0.5 mm²	AWG 20	1.1	8 mm
0.75 mm²	AWG 18	1.3	8 mm
1 mm²	AWG 18	1.45	8 mm
1.5 mm²	AWG 16	1.75	8 mm
2.5 mm²	AWG 14	2.25	6 mm

工具 Tools

冷压钳 Crimping tool

压接线经 Wire gauge	型号 Type
0.14~4mm²	TL02G

退针器 Removal tool

适用类型 For	型号 Type
10A 冷压针 10A Crimp contacts	TL00

更多工具请参考 25-01~25-02页 More tools on P25-01~P25-02

HDD-144 超高密度型插芯 Ultra-high Density Inserts

插芯 Inserts

外壳尺寸：匹配32B外壳，详情请参考19-01~19-06页
Hoods/Housings：Matching 32B Hood Housing，detail on P19-01~19-04

冷压连接 Crimp terminal

插芯 Inserts	型号 Type
公 Male	HDD-072-MC(1-72)
	HDD-072-MC(73-144)
母 Female	HDD-072-FC(1-72)
	HDD-072-FC(73-144)

1) 接插体之间的最大距离21mm
1) Distance for contact max.21mm

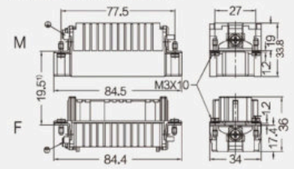

接插针排序
Contacts arrangement view from termination side

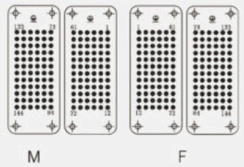

面板安装开孔图
Panel cut out for inserts for use without Hoods/housings

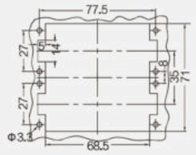

附件 Accessories

10A 冷压针 Crimp contacts

接触电阻Contact resistance ≤3mΩ
镀银 Silver plated

公 Male	母 Female
CDSM-0.37	CDSF-0.37
CDSM-0.5	CDSF-0.5
CDSM-0.75	CDSF-0.75
CDSM-1.0	CDSF-1.0
CDSM-1.5	CDSF-1.5
CDSM-2.5	CDSF-2.5

镀金 Gold plated

CDGM-0.37	CDGF-0.37
CDGM-0.5	CDGF-0.5
CDGM-0.75	CDGF-0.75
CDGM-1.0	CDGF-1.0
CDGM-1.5	CDGF-1.5
CDGM-2.5	CDGF-2.5

M F

线规 Wire gague		Φ	剥线长度 Stripping length
0.14~0.37 mm²	AWG 26~22	0.9	8 mm
0.5 mm²	AWG 20	1.1	8 mm
0.75 mm²	AWG 18	1.3	8 mm
1 mm²	AWG 18	1.45	8 mm
1.5 mm²	AWG 16	1.75	8 mm
2.5 mm²	AWG 14	2.25	6 mm

工具 Tools

冷压钳 Crimping tool

压接线经 Wire gauge	型号 Type
0.14-4mm²	TL02G

退针器 Removal tool

适用类型 For	型号 Type
10A 冷压针 10A Crimp contacts	TL00

更多工具请参考 25-01~25-02页 More tools on P25-01~P25-02

HDD-216 超高密度型插芯 Ultra-high Density Inserts

插芯 Inserts

外壳尺寸：匹配48B外壳，详情请参考20-01~20-02页
Hoods/Housings：Matching 48B Hood Housing，detail on P20-01~20-02

冷压连接 Crimp terminal

插芯 Inserts	型号 Type
公 Male	HDD-108-MC(1-108)
	HDD-108-MC(109-216)
母 Female	HDD-108-FC(1-108)
	HDD-108-FC(109-216)

1) 接插体之间的最大距离21mm
1) Distance for contact max.21mm

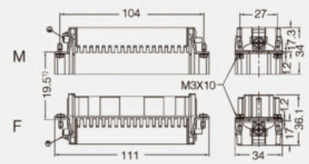

接插针排序
Contacts arrangement view from termination side

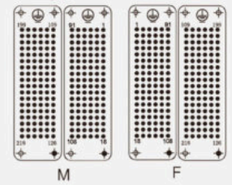

面板安装开孔图
Panel cut out for inserts for use without Hoods/housings

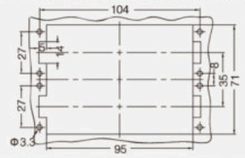

附件 Accessories

10A 冷压针 Crimp contacts

接触电阻Contact resistance ≤3mΩ
镀银 Silver plated

公 Male	母 Female
CDSM-0.37	CDSF-0.37
CDSM-0.5	CDSF-0.5
CDSM-0.75	CDSF-0.75
CDSM-1.0	CDSF-1.0
CDSM-1.5	CDSF-1.5
CDSM-2.5	CDSF-2.5

镀金 Gold plated

CDGM-0.37	CDGF-0.37
CDGM-0.5	CDGF-0.5
CDGM-0.75	CDGF-0.75
CDGM-1.0	CDGF-1.0
CDGM-1.5	CDGF-1.5
CDGM-2.5	CDGF-2.5

M F

线规 Wire gague		Φ	剥线长度 Stripping length
0.14~0.37 mm²	AWG 26~22	0.9	8 mm
0.5 mm²	AWG 20	1.1	8 mm
0.75 mm²	AWG 18	1.3	8 mm
1 mm²	AWG 18	1.45	8 mm
1.5 mm²	AWG 16	1.75	8 mm
2.5 mm²	AWG 14	2.25	6 mm

工具 Tools

冷压钳 Crimping tool

压接线经 Wire gauge	型号 Type
0.14-4mm²	TL02G

退针器 Removal tool

适用类型 For	型号 Type
10A 冷压针 10A Crimp contacts	TL00

更多工具请参考 25-01~25-02页 More tools on P25-01~P25-02

HSB 系列 / HSB SERIES

35A大电流型连接器 / 35A heavy-current connector



技术参数 Technical Characteristics

规范	Specifications	
规范	Specifications	DIN EN 60 664 DIN EN 61 984
插芯	Inserts	
依据 EN 61 984的额定电压	Electrical data acc. to EN 61 984	
接插件针数	Number Of Contacts	4,6,12+PE
额定电流	Rated Current	35A
相对地额定电压	Rated Voltage	400V
相间额定电压		690V
额定脉冲电压	Rated Impulse Voltage	6kV
污染程度	Pollution Degree	3
或	Or	35A 500V 6kV 3
依据UL/CSA额定电压	Rated Voltage Acc.to UI CSA	600V
绝缘电阻	Insulation Resistance	$\geqslant 10^{10}\Omega$
材料	Material	聚碳酸酯 Polycarbonate
工作温度范围	Limiting Temperatures	−40℃...+125℃
依据UL94阻燃等级	Flammability Acc. To UL94	V0
可拔插次数	MecHEnical Working Life−mating Cycles	≥500
插针	Contacts	
材料	Material	铜合金 Copper Alloy
表面处理	Surface	镀银 Hard−silver Plated
接触电阻	Contact Resistance	≤1mΩ
螺钉连接	Screw Terminal	
导线规格	Wire Gauge	1.5−6mm²
AWG	AWG	10
拧紧力矩	Tightening Torque	1.2Nm

电流负载能力 Current Carrying Capacity

电流负载能力所受的限制主要来自包含接插针的接插体可承受的最大温度

The current carrying is limited by maximum temperature of materials for Inserts and contacts including terminals.

测试和控制过程依据 Measuring and testing techniques according to DIN EN 60512−5

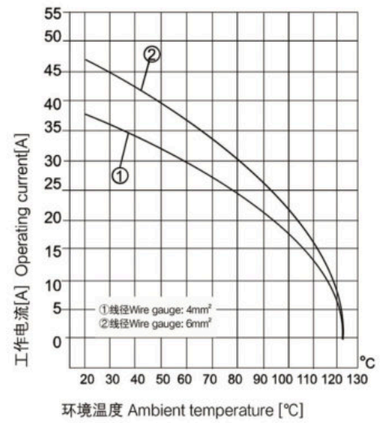

插芯 Inserts

外壳尺寸：匹配6B外壳，详情请参考15-01-15-10页
Hoods/Housings：Matching 6B Hood Housing，detail on P15-01-15-10

螺丝连接 Screw terminal

插芯 Inserts	型号 Type
公 Male	HSBS-004-M
母 Female	HSBS-004-F

1) 接插体之间的最大距离21mm
1) Distance for contact max.21mm

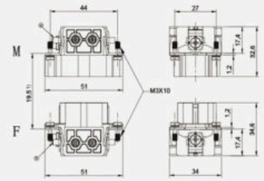

接插针排序
Contacts arrangement view from termination side

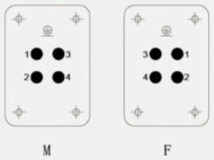

面板安装开孔图
Panel cut out for inserts for use without Hoods/housings

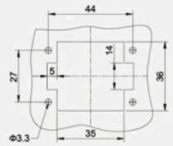

插芯 Inserts

外壳尺寸：匹配10B外壳，详情请参考16-01~16-20页
Hoods/Housings：Matching 10B Hood Housing，detail on P16-01~16-20

螺丝连接 Screw terminal

插芯 Inserts	型号 Type
公 Male	HSB-004-M
母 Female	HSB-004-F

1) 接插体之间的最大距离21mm
1) Distance for contact max.21mm

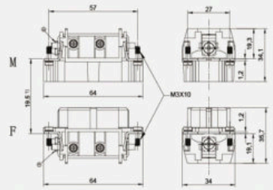

接插针排序
Contacts arrangement view from termination side



面板安装开孔图
Panel cut out for inserts for use without Hoods/housings

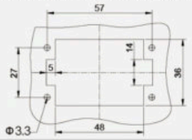

HSB-006 大电流型插芯 Heavy-current Inserts

插芯 Inserts

外壳尺寸：匹配16B外壳，详情请参考17-01~17-22页
Hoods/Housings：Matching 16B Hood Housing，detail on P17-01~17-22

螺丝连接 Screw terminal

插芯 Inserts	型号 Type
公 Male	HSB-006-M
母 Female	HSB-006-F

1）接插体之间的最大距离21mm
1) Distance for contact max.21mm

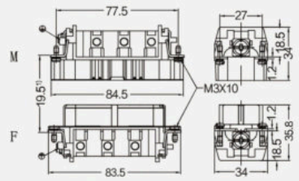

接插针排序
Contacts arrangement view from termination side



面板安装开孔图
Panel cut out for inserts for use without Hoods/housings

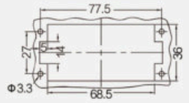

HSB-012 大电流型插芯 Heavy-current Inserts

插芯 Inserts

外壳尺寸：匹配32B外壳，详情请参考19-01-19-06页
Hoods/Housings：Matching 32B Hood Housing，detail on P19-01-19-06

螺丝连接 Screw terminal

插芯 Inserts	型号 Type
公 Male	HSB-006-M(1-6)
	HSB-006-M(7-12)
母 Female	HSB-006-F(1-6)
	HSB-006-F(7-12)

1) 接插体之间的最大距离21mm
1) Distance for contact max.21mm

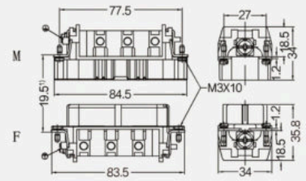

接插针排序
Contacts arrangement view from termination side

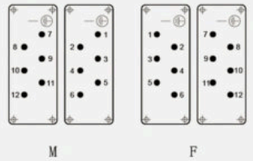

面板安装开孔图
Panel cut out for inserts for use without Hoods/housings

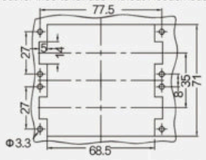

HK 系列 / HK SERIES

组合型连接器 / Combination Connector



HK-008/24 组合型插芯 Combination inserts

技术参数 Technical Characteristics

规范	Specifications	
规范	Specifications	DIN EN 60 664 DIN EN 61 984
插芯	Inserts	
接插件针数	Number Of Contacts	8/24+PE
依据 EN 61 984的额定电压	Electrical Data Acc. To EN 61 984	
电力区	Power Area	
–额定电流	–Rated Current	16A
–额定电压	–Rated Voltage	230/400V
–额定脉冲电压	–Rated Impulse Voltage	4kV
–污染程度	–Pollution Degree	3
–当污染程度2时的参数	–Pollution Degree 2 Also	10A 250V 4kV 2
信号区	Signal Area	
–额定电流	–Rated Current	10A
–额定电压	–Rated Voltage	160V
–额定脉冲电压	–Rated Impulse Voltage	2.5kV
–污染程度	–Pollution Degree	3
依据UL/CSA额定电压	Rated Voltage Acc.to Ul CSA	600/300V
绝缘电阻	Insulation Resistance	$\geqslant 10^{10}\Omega$
材料	Material	聚碳酸酯 Polycarbonate
工作温度范围	Limiting Temperatures	–40℃...+125℃
阻燃等级	Flammability Acc. To Ul94	V0
可拔插次数	MecHKnical Working Life–mating Cycles	⩾500
插针	Contacts	
强电针	Power Contacts	
–材料	–Material	铜合金 Copper Alloy
–表面处理	–Surface	镀金 Hard–gold Plated 镀银 Hard–silver Plated
–接触电阻	–Contact Resistance	⩽1mΩ
–冷压连接	–Crimp Terminal	
– mm^2	–mm^2	0.5–4mm^2
– AWG	–AWG	20–12
信号针	Signal Contacts	
–材料	–Material	铜合金 Copper Alloy
–表面处理	–Surface	镀金 Hard–gold Plated 镀银 Hard–silver Plated
–接触电阻	–Contact Resistance	⩽3mΩ
–冷压连接	–Crimp Terminal	
– mm^2	–mm^2	0.14–2.5mm^2
– AWG	–AWG	25–14

电流负载能力 Current Carrying Capacity

电流负载能力所受的限制主要来自包含接插针的接插体可承受的最大温度

The current carrying is limited by maximum temperature of materials for Inserts and contacts including terminals.

测试和控制过程依据 Measuring and testing techniques according to DIN EN 60512–5

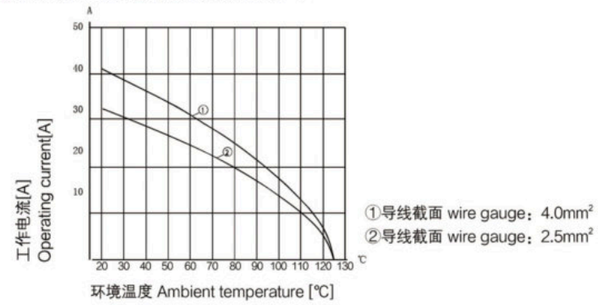

插芯 Inserts

外壳尺寸：匹配10B外壳，详情请参考16-01~16-20页
Hoods/Housings：Matching 10B Hood Housing，detail on P16-01~P16-20

冷压连接 Crimp Terminal

插芯 Inserts	型号 Type
公 Male	HK-008/24-MC
母 Female	HK-008/24-FC

接插体之间的最大距离21mm
Distance for contact max.21mm

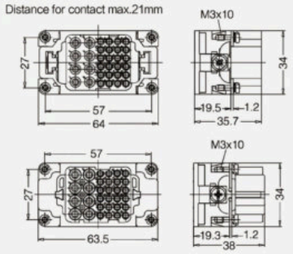

接插针排序
Contacts arrangement view from termination side

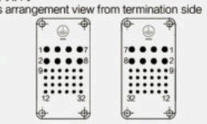

附件 Accessories

10A 冷压针 Crimp contacts

接触电阻Contact resistance ≤3mΩ
镀银 Silver plated

镀金 Gold plated

公 Male	母 Female
CDSM-0.37	CDSM-0.37
CDSM-0.5	CDSM-0.5
CDSM-0.75	CDSM-0.75
CDSM-1.0	CDSM-1.0
CDSM-1.5	CDSM-1.5
CDSM-2.5	CDSM-2.5
CDGM-0.37	CDGM-0.37
CDGM-0.5	CDGM-0.5
CDGM-0.75	CDGM-0.75
CDGM-1.0	CDGM-1.0
CDGM-1.5	CDGM-1.5
CDGM-2.5	CDGM-2.5

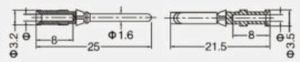

线规 Wire gague		Φ	剥线长度 Stripping length
0.14~0.37 mm²	AWG 26~22	0.9	8 mm
0.5 mm²	AWG 20	1.1	8 mm
0.75 mm²	AWG 18	1.3	8 mm
1 mm²	AWG 18	1.45	8 mm
1.5 mm²	AWG 16	1.75	8 mm
2.5 mm²	AWG 14	2.25	6 mm

16A 冷压针 Crimp contacts

接触电阻Contact resistance ≤1mΩ
镀银 Silver plated

镀金 Gold plated

公 Male	母 Female
CESM-0.37	CESF-0.37
CESM-0.5	CESF-0.5
CESM-0.75	CESF-0.75
CESM-1.0	CESF-1.0
CESM-1.5	CESF-1.5
CESM-2.5	CESF-2.5
CESM-3.0	CESF-3.0
CESM-4.0	CESF-4.0
CEGM-0.37	CEGF-0.37
CEGM-0.5	CEGF-0.5
CEGM-0.75	CEGF-0.75
CEGM-1.0	CEGF-1.0
CEGM-1.5	CEGF-1.5
CEGM-2.5	CEGF-2.5
CEGM-4.0	CEGF-4.0

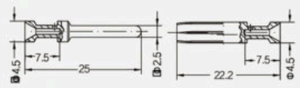

标示 Identification	线规 Wire gague		剥线长度 Stripping length
no groove	014~0.37mm²	AWG 26~22	7.5mm
no groove	0.5mm²	AWG 20	7.5mm
1 groove	0.75mm²	AWG 18	7.5mm
1 groove	1.mm²	AWG 18	7.5mm
2 groove	1.5mm²	AWG 16	7.5mm
3 groove	2.5mm²	AWG 14	7.5mm
wide groove	3mm²	AWG 12	7.5mm
no groove	4mm²	AWG 12	7.5mm

工具 Tools

冷压钳 Crimping tool

压接线经 Wire gauge	型号 Type
0.14~4mm²	TL02G

退针器 Removal tool

适用类型 For	型号 Type
10A 冷压针 Crimp contacts	TI00

更多工具请参考 25-01~25-02页 More tools on P25-01~P25-02

技术参数 Technical Characteristics

规范	Specifications	
规范	Specifications	DIN EN 60 664 DIN EN 61 984
插芯	Inserts	
接插件针数	Number Of Contacts	4/4+PE
依据 DIN 61984的电气数据	Electrical Data Acc. To EN 61 984	
电力区	Power Area	
-额定电流	-Rated Current	63A
-额定电压	-Rated Voltage	690V
-额定脉冲电压	-Rated Impulse Voltage	8kV
-污染程度	-Pollution Degree	3
信号区	Signal Area	
-额定电流	-Rated Current	16A
-额定电压	-Rated Voltage	250V
-额定脉冲电压	-Rated Impulse Voltage	4kV
-污染程度	-Pollution Degree	3
依据UL/CSA额定电压	Rated Voltage Acc.to Ul CSA	600V/230V
绝缘电阻	Insulation Resistance	≥10^{10}Ω
材料	Material	聚碳酸酯 Polycarbonate
工作温度范围	Limiting Temperatures	-40℃...+125℃
阻燃等级(UL94)	Flammability Acc. To Ul94	V0
可拔插次数	MecHKnical Working Life-mating Cycles	≥500
插针	Contacts	
电力区	Power Area	
材料	Material	铜合金 Copper Alloy
-表面处理	Surface treatment	镀银 Hard-silver Plated
-接触电阻	Contact Resistance	≤0.5mΩ
-轴向螺栓连接	Axial Screw Terminal	
- mm²	-mm²	6-22mm²
- AWG	-AWG	8-4
最大绝缘直径	-Max.insulation diameter	
	6...16mm²	8.9mm
	22mm²	11mm
-拧紧力矩	Tightening Torque	
- mm²	- mm²	6 10 16 22
-N.m	-N.m	2 3 4 5
-剥线长度	-Stripping length	
		6 10 16 22
		11+1 11+1 11+1 13+1
信号区	Signal Area	
-材料	Surface	铜合金 Copper Alloy
-表面处理	Surface treatment	镀银 Hard-silver Plated
-接触电阻	Contact Resistance	≤3mΩ
-弹片连接	Cage-clamp	
-mm²	-mm²	0.14-2.5mm²
-AWG	-AWG	26-14
-剥线长度	-Stripping length	7-9mm

电流负载能力 Current Carrying Capacity

电流负载能力所受的限制主要来自包含接插针的接插体可承受的最大温度
The current carrying is limited by maximum temperature of materials for Inserts and contacts including terminals.
测试和控制过程依据 Measuring and testing techniques according to DIN EN 60512-5

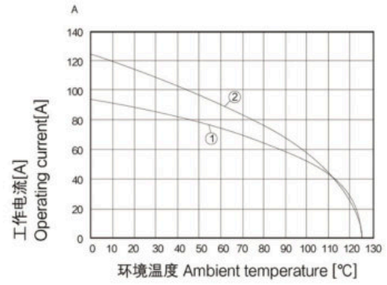

①导线截面 wire gauge：16mm²
②导线截面 wire gauge：22mm²

插芯 Inserts

外壳尺寸：匹配10B外壳，详情请参考16-01~16-20页
Hoods/Housings：Matching 10B Hood Housing，detail on P16-01~P16-20

轴向螺钉连接 Axial Screw

插芯 Inserts	型号 Type
公 Male	HK-004.1/4-M(6-16mm²)
	HK-004.2/4-M(14-22mm²)
母 Female	HK-004.1/4-F(6-16mm²)
	HK-004.2/4-F(14-22mm²)

接插体之间的最大距离21mm
Distance for contact max.21mm

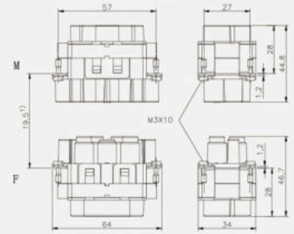

接插针排序
Contacts arrangement view from termination side



技术参数 Technical Characteristics

规范	Specifications	
规范	Specifications	DIN EN 60 664 DIN EN 61 984
插芯	Inserts	
接插件针数	Number Of Contacts	4/0, 4/2+PE
依据 EN 61 984的额定电压	Electrical Data Acc. To EN 61 984	
电力区	Power Area	
-额定电流	-Rated Current	80A
-额定电压	-Rated Voltage	830V
-额定脉冲电压	-Rated Impulse Voltage	8kV
-污染程度	-Pollution Degree	3
-当污染程度2时的参数	-Pollution Degree 2 Also	80A 1000V 8kV 2
信号区	Signal Area	
-额定电流	-Rated Current	16A
-额定电压	-Rated Voltage	400V
-额定脉冲电压	-Rated Impulse Voltage	6kV
-污染程度	-Pollution Degree	3
-当污染程度2时的参数	-Pollution Degree 2 Also	16A 400/690V 6kV 2
依据UL/CSA额定电压	Rated Voltage Acc.to UI CSA	600/300V
绝缘电阻	Insulation Resistance	≥10^{10}Ω
材料	Material	聚碳酸酯 Polycarbonate
工作温度范围	Limiting Temperatures	-40℃...+125℃
阻燃等级(UL94)	Flammability Acc. To UI94	V0
可拔插次数	MecHKnical Working Life-mating Cycles	≥500
插针	Contacts	
电力区	Power Area	
-材料	-Material	铜合金 Copper Alloy
-表面处理	-Surface	镀银 Hard-silver Plated
-接触电阻	-Contact Resistance	≤0.3mΩ
-螺钉连接	-Screw Terminal	
- mm²	-mm²	1.5-16mm²
- AWG	-AWG	16-6
-拧紧力矩	-Tightening Torque	
- mm²	- mm²	1.5 2.5 4 6 10 16
- N.m	- N.m	1.2 2 3 3 3 3
-剥线长度	-Stripping length	14mm
信号区	Signal Area	
-材料	-Material	铜合金 Copper Alloy
-表面处理	-Surface	镀银 Hard-silver Plated
-接触电阻	-Contact Resistance	≤1mΩ
-螺钉连接	-Screw Terminal	
- mm²	-mm²	0.5-2.5mm²
- AWG	-AWG	20-14
-拧紧力矩	-Tightening Torque	0.5Nm
-剥线长度	-Stripping length	7.5mm

电流负载能力 Current Carrying Capacity

电流负载能力所受的限制主要来自包含接插针的接插体可承受的最大温度
The current carrying is limited by maximum temperature of materials for Inserts and contacts including terminals.
测试和控制过程依据 Measuring and testing techniques according to DIN EN 60512-5

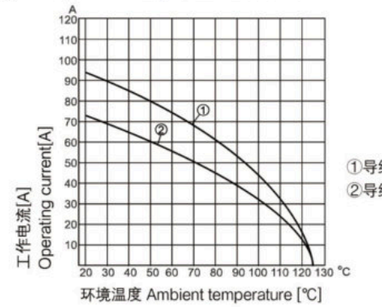

①导线截面 wire gauge：16mm²
②导线截面 wire gauge：10mm²

插芯 Inserts

外壳尺寸：匹配16B外壳，详情请参考17-01~17-22页
Hoods/Housings：Matching 16B Hood Housing，detail on P17-01~17-22

螺丝连接 Screw terminal

插芯 Inserts	型号 Type
公 Male	HK-004/0-M
母 Female	HK-004/0-F

插芯 Inserts	型号 Type
公 Male	HK-004/2-M
母 Female	HK-004/2-F

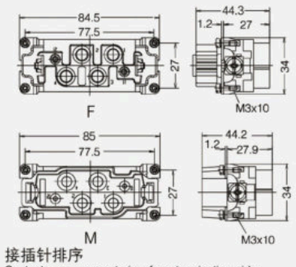

接插针排序
Contacts arrangement view from termination side

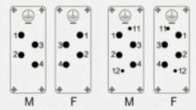

技术参数 Technical Characteristics

规范	Specifications	
规范	Specifications	DIN EN 60 664 DIN EN 61 984
插芯	Inserts	
接插件针数	Number Of Contacts	6/6+PE
依据 EN 61 984的额定电压	Electrical Data Acc. To EN 61 984	
电力区	Power Area	
-额定电流	-Rated Current	40A
-额定电压	-Rated Voltage	400/690V
-额定脉冲电压	-Rated Impulse Voltage	8kV
-污染程度	-Pollution Degree	3
信号区	Signal Area	
-额定电流	-Rated Current	16A
-额定电压	-Rated Voltage	400V
-额定脉冲电压	-Rated Impulse Voltage	4kV
-污染程度	-Pollution Degree	3
依据UL/CSA额定电压	Rated Voltage Acc.to Ul CSA	600/600V
绝缘电阻	Insulation Resistance	$\geqslant 10^{10}\Omega$
材料	Material	聚碳酸酯 Polycarbonate
工作温度范围	Limiting Temperatures	-40℃...+125℃
阻燃等级(UL94)	Flammability Acc. To Ul94	V0
可拔插次数	MecHKnical Working Life-mating Cycles	≥500
插针	Contacts	
材料	Material	铜合金 Copper Alloy
表面处理	Surface	镀银 Hard-silver Plated
接线形式	Terminal	螺丝连接 Screw Terminal
接触电阻	Contact Resistance	
-电力区	Power Area	≤0.3mΩ
-信号区	Signal Area	≤1mΩ
导线规格	Wire gauge	
-电力区	Power Area	
- mm^2	-mm^2	4-10mm^2
- AWG	-AWG	12-8
-信号区	Signal Area	
- mm^2	-mm^2	1-2.5mm^2
- AWG	-AWG	18-4
拧紧力矩	Tightening Torque	
-电力区	Power Area	mm^2 1.5 2.5 4 6 10 16 N.m 1.2 2 3 3 3 3
-信号区	Signal Area	0.5N.m

电流负载能力 Current Carrying Capacity

电流负载能力所受的限制主要来自包含接插针的接插体可承受的最大温度
The current carrying is limited by maximum temperature of materials for Inserts and contacts including terminals.
测试和控制过程依据 Measuring and testing techniques according to DIN EN 60512-5

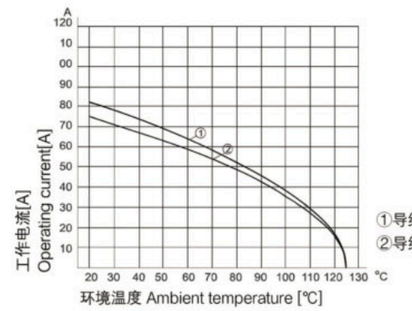

①导线截面 wire gauge：16mm^2
②导线截面 wire gauge：10mm^2

插芯 Inserts

外壳尺寸：匹配16B外壳，详情请参考17-01~17-22页
Hoods/Housings：Matching 16B Hood Housing，detail on P17-01~17-22

螺丝连接 Screw terminal

插芯 Inserts	型号 Type
公 Male	HWK-006/6-M
母 Female	HWK-006/6-F

接插体之间的最大距离21mm
Distance for contact max.21mm

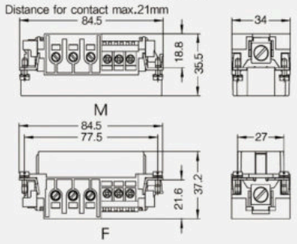

接插针排序
Contacts arrangement view from termination side



技术参数 Technical Characteristics

规范	Specifications	
规范	Specifications	DIN EN 60 664 DIN EN 61 984
插芯	Inserts	
接插件针数	Number Of Contacts	6/12+PE
依据 EN 61 984的额定电压	Electrical Data Acc. To EN 61 984	
电力区	Power Area	
-额定电流	-Rated Current	40A
-额定电压	-Rated Voltage	690V
-额定脉冲电压	-Rated Impulse Voltage	8kV
-污染程度	-Pollution Degree	3
信号区	Signal Area	
-额定电流	-Rated Current	10A
-额定电压	-Rated Voltage	230/400V
-额定脉冲电压	-Rated Impulse Voltage	4kV
-污染程度	-Pollution Degree	3
依据UL/CSA额定电压	Rated Voltage Acc.to Ul CSA	600/300V
绝缘电阻	Insulation Resistance	≥10^{10}Ω
材料	Material	聚碳酸酯 Polycarbonate
工作温度范围	Limiting Temperatures	-40℃...+125℃
阻燃等级(UL94)	Flammability Acc. To Ul94	V0
可拔插次数	MecHKnical Working Life-mating Cycles	≥500
插针	Contacts	
强电针	Power Contacts	
-材料	-Material	铜合金 Copper Alloy
-表面处理	-Surface	镀银 Hard-silver Plated
-接触电阻	-Contact Resistance	≤0.5mΩ
-轴向螺钉连接	-Axial Screw Terminal	
- mm^2	-mm^2	2.5-10mm^2
- AWG	-AWG	14-8
-最大绝缘直经	-Max. Insulation Diameter	6.1mm
-拧紧力矩	-Tightening Torque	
- mm^2	- mm^2	2.5 4 6 10
- N.m	- N.m	1.5 1.5 2 2
-剥线长度	-Stripping length	
- mm^2	- mm^2	2.5 4 6 10
- mm	- mm	5^{+1} 5^{+1} 8^{+1} 8^{+1}
信号针	Signal Contacts	
-材料	-Material	铜合金 Copper Alloy
-表面处理	-Surface	镀银 Hard-silver Plated
-接触电阻	-Contact Resistance	≤3mΩ
-螺钉连接	-Screw Terminal	
- mm^2	-mm^2	0.2-2.5mm^2
- AWG	-AWG	24-14
-拧紧力矩	-Tightening Torque	0.8Nm
-剥线长度	-Stripping length	7.5mm

电流负载能力 Current Carrying Capacity

电流负载能力所受的限制主要来自包含接插针的接插体可承受的最大温度
The current carrying is limited by maximum temperature of materials for Inserts and contacts including terminals.
测试和控制过程依据 Measuring and testing techniques according to DIN EN 60512-5

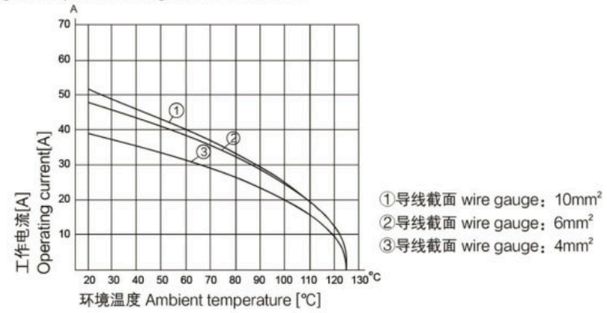

插芯 Inserts

外壳尺寸：匹配16B外壳，详情请参考17-01~17-22页
Hoods/Housings：Matching 16B Hood Housing，detail on P17-01~17-22

轴向螺栓连接/螺钉连接 Axial Screw Terminal/Screw terminal

插芯 Inserts	型号 Type
公 Male	HK-006.1/12-M(2.5-8mm²)
	HK-006.2/12-M(6-10mm²)
母 Female	HK-006.1/12-F(2.5-8mm²)
	HK-006.2/12-F(6-10mm²)

接插体之间的最大距离21mm
Distance for contact max.21mm

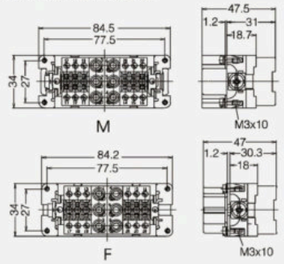

接插针排序
Contacts arrangement view from termination side



附件 Accessories

工具 Tools

内六角扳手
hexagonal driver

描述 Description	型号 Type
用于轴向夹紧螺栓 带T型把手 For Axial Setscrew With Grip	SW-2x40

技术参数 Technical Characteristics

规范	Specifications	
规范	Specifications	DIN EN 60 664 DIN EN 61 984
插芯	Inserts	
接插件针数	Number Of Contacts	6/36+PE
依据 EN 61 984的额定电压	Electrical Data Acc. To EN 61 984	
电力区	Power Area	
-额定电流	-Rated Current	40A
-额定电压	-Rated Voltage	690V
-额定脉冲电压	-Rated Impulse Voltage	8kV
-污染程度	-Pollution Degree	3
信号区	Signal Area	
-额定电流	-Rated Current	10A
-额定电压	-Rated Voltage	160V
-额定脉冲电压	-Rated Impulse Voltage	2.5kV
-污染程度	-Pollution Degree	3
-当污染程度2时的参数	-Pollution Degree 2 Also	10A 250V 4kV 2
依据UL/CSA额定电压	Rated Voltage Acc.to Ul CSA	600/300V
绝缘电阻	Insulation Resistance	≥10^{10}Ω
材料	Material	聚碳酸酯 Polycarbonate
工作温度范围	Limiting Temperatures	-40℃...+125℃
阻燃等级(UL94)	Flammability Acc. To Ul94	V0
可拔插次数	MecHKnical Working Life-mating Cycles	≥500
插针	Contacts	
强电针	Power Contacts	
-材料	-Material	铜合金 Copper Alloy
-表面处理	-Surface	镀银 Hard-silver Plated 镀金 Hard-gold Plated
-接触电阻	-Contact Resistance	≤0.3mΩ
-冷压连接	-Crimp Terminal	
- mm²	-mm²	1.5-6mm²
- AWG	-AWG	16-10
-最大绝缘直经	-Max. Insulation Diameter	5mm
信号针	Signal Contacts	
-材料	-Material	铜合金 Copper Alloy
-表面处理	-Surface	镀银 Hard-silver Plated 镀金 Hard-gold Plated
-接触电阻	-Contact Resistance	≤3mΩ
-冷压连接	-Crimp Terminal	
- mm²	-mm²	0.14-2.5mm²
- AWG	-AWG	26-14

电流负载能力 Current Carrying Capacity

电流负载能力所受的限制主要来自包含接插针的接插体可承受的最大温度
The current carrying is limited by maximum temperature of materials for Inserts and contacts including terminals.
测试和控制过程依据 Measuring and testing techniques according to DIN EN 60512-5

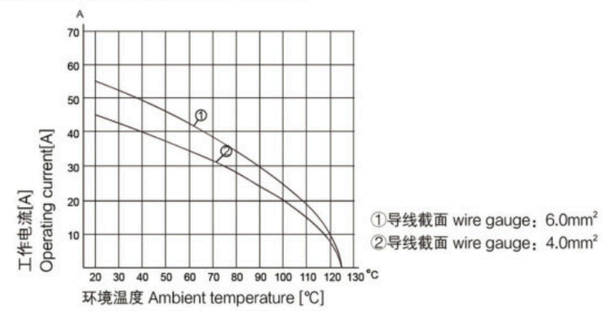

插芯 Inserts

外壳尺寸：匹配16B外壳，详情请参考17-01~17-22页
Hoods/Housings：Matching 16B Hood Housing，detail on P17-01~17-22

冷压连接 Crimp Terminal

插芯 Inserts	型号 Type
公 Male	HK-006/36-MC
母 Female	HK-006/36-FC

接插体之间的最大距离21mm
Distance for contact max.21mm

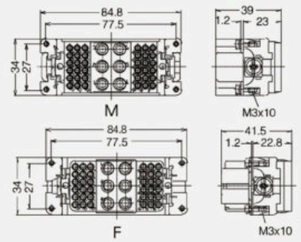

接插针排序
Contacts arrangement view from termination side



附件 Accessories

10A 冷压针 Crimp contacts

接触电阻Contact resistance ≤3mΩ
镀银 Silver plated

镀金 Gold plated

公 Male	母 Female
CDSM-0.37	CDSM-0.37
CDSM-0.5	CDSM-0.5
CDSM-0.75	CDSM-0.75
CDSM-1.0	CDSM-1.0
CDSM-1.5	CDSM-1.5
CDSM-2.5	CDSM-2.5
CDGM-0.37	CDGM-0.37
CDGM-0.5	CDGM-0.5
CDGM-0.75	CDGM-0.75
CDGM-1.0	CDGM-1.0
CDGM-1.5	CDGM-1.5
CDGM-2.5	CDGM-2.5

线规 Wire gague		Φ	剥线长度 Stripping length
0.14-0.37 mm²	AWG 26-22	0.9	8 mm
0.5 mm²	AWG 20	1.1	8 mm
0.75 mm²	AWG 18	1.3	8 mm
1 mm²	AWG 18	1.45	8 mm
1.5 mm²	AWG 16	1.75	8 mm
2.5 mm²	AWG 14	2.25	6 mm

40A 冷压针 Crimp contacts

接触电阻Contact resistance ≤1mΩ
镀银 Silver plated

镀金 Gold plated

公 Male	母 Female
CCSM-1.5	CCSF-1.5
CCSM-2.5	CCSF-2.5
CCSM-4.0	CCSF-4.0
CCSM-6.0	CCSF-6.0
CCGM-1.5	CCGF-1.5
CCGM-2.5	CCGF-2.5
CCGM-4.0	CCGF-4.0
CCGM-6.0	CCGF-6.0

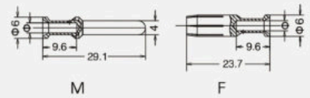

线规 Wire gague		Φ	剥线长度 Stripping length
1.5 mm²	AWG 16	1.75	9 mm
2.5mm²	AWG 14	2.25	9 mm
4 mm²	AWG 12	2.85	9.6 mm
6 mm²	AWG 10	3.5	9.6 mm

工具 Tools

冷压钳 Crimping tool

压接线经 Wire gauge	型号 Type
0.14-4mm²	TL02G
1.5-6mm²	TL02-0G

退针器 Removal tool

适用类型 For	型号 Type
10A 冷压针 Crimp contacts	TL00
40A 冷压针 Crimp contacts	TL06

技术参数 Technical Characteristics

规范	Specifications	
规范	Specifications	DIN EN 60 664 DIN EN 61 984
插芯	Inserts	
接插件针数	Number Of Contacts	12/2+PE
依据 EN 61 984的额定电压	Electrical Data Acc. To EN 61 984	
电力区	Power Area	
-额定电流	-Rated Current	40A
-额定电压	-Rated Voltage	690V
-额定脉冲电压	-Rated Impulse Voltage	8kV
-污染程度	-Pollution Degree	3
信号区	Signal Area	
-额定电流	-Rated Current	10A
-额定电压	-Rated Voltage	250V
-额定脉冲电压	-Rated Impulse Voltage	4kV
-污染程度	-Pollution Degree	3
依据UL/CSA额定电压	Rated Voltage Acc.to Ul CSA	600/300V
绝缘电阻	Insulation Resistance	≥10^{10}Ω
材料	Material	聚碳酸酯 Polycarbonate
工作温度范围	Limiting Temperatures	-40℃...+125℃
阻燃等级(UL94)	Flammability Acc. To Ul94	V0
可拔插次数	MecHKnical Working Life-mating Cycles	≥500
插针	Contacts	
强电针	Power Contacts	
-材料	-Material	铜合金 Copper Alloy
-表面处理	-Surface	镀银 Hard-silver Plated 镀金 Hard-gold Plated
-接触电阻	-Contact Resistance	≤0.3mΩ
-冷压连接	-Crimp Terminal	
- mm²	-mm²	1.5-6mm²
- AWG	-AWG	16-10
-最大绝缘直经	-Max. Insulation Diameter	
信号针	Signal Contacts	铜合金 Copper Alloy
-材料	-Material	镀银 Hard-silver Plated
-表面处理	-Surface	镀金 Hard-gold Plated
-接触电阻	-Contact Resistance	≤3mΩ
-冷压连接	-Crimp Terminal	0.14-2.5mm²
- mm²	-mm²	26-14
- AWG	-AWG	

电流负载能力 Current Carrying Capacity

电流负载能力所受的限制主要来自包含接插针的接插体可承受的最大温度
The current carrying is limited by maximum temperature of materials for Inserts and contacts including terminals.
测试和控制过程依据 Measuring and testing techniques according to DIN EN 60512-5

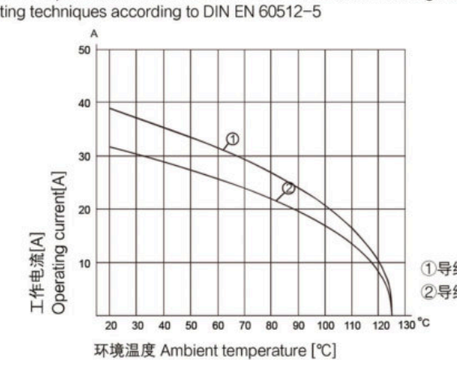

①导线截面 wire gauge：6.0mm²
②导线截面 wire gauge：4.0mm²

插芯 Inserts

外壳尺寸：匹配16B外壳，详情请参考17-01~17-22页
Hoods/Housings：Matching 16B Hood Housing，detail on P17-01~17-22

冷压连接 Crimp Terminal

插芯 Inserts	型号 Type
公 Male	HK-012/2-MC
母 Female	HK-012/2-FC

接插体之间的最大距离21mm
Distance for contact max.21mm

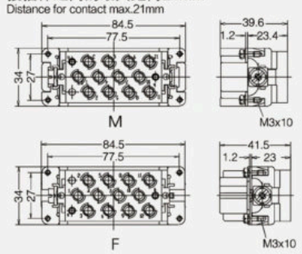

接插针排序
Contacts arrangement view from termination side

附件 Accessories

10A 冷压针 Crimp contacts

接触电阻Contact resistance ≤3mΩ
镀银 Silver plated

镀金 Gold plated

公 Male	母 Female
CDSM-0.37	CDSM-0.37
CDSM-0.5	CDSM-0.5
CDSM-0.75	CDSM-0.75
CDSM-1.0	CDSM-1.0
CDSM-1.5	CDSM-1.5
CDSM-2.5	CDSM-2.5
CDGM-0.37	CDGM-0.37
CDGM-0.5	CDGM-0.5
CDGM-0.75	CDGM-0.75
CDGM-1.0	CDGM-1.0
CDGM-1.5	CDGM-1.5
CDGM-2.5	CDGM-2.5

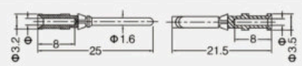

线规 Wire gague		Φ	剥线长度 Stripping length
0.14~0.37 mm²	AWG 26~22	0.9	8 mm
0.5 mm²	AWG 20	1.1	8 mm
0.75 mm²	AWG 18	1.3	8 mm
1 mm²	AWG 18	1.45	8 mm
1.5 mm²	AWG 16	1.75	8 mm
2.5 mm²	AWG 14	2.25	6 mm

40A 冷压针 Crimp contacts

接触电阻Contact resistance ≤1mΩ
镀银 Silver plated

镀金 Gold plated

公 Male	母 Female
CCSM-1.5	CCSF-1.5
CCSM-2.5	CCSF-2.5
CCSM-4.0	CCSF-4.0
CCSM-6.0	CCSF-6.0
CCGM-1.5	CCGF-1.5
CCGM-2.5	CCGF-2.5
CCGM-4.0	CCGF-4.0
CCGM-6.0	CCGF-6.0

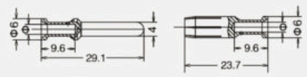

线规 Wire gague		Φ	剥线长度 Stripping length
1.5 mm²	AWG 16	1.75	9 mm
2.5mm²	AWG 14	2.25	9 mm
4 mm²	AWG 12	2.85	9.6 mm
6 mm²	AWG 10	3.5	9.6 mm

工具 Tools

冷压钳 Crimping tool

压接线经 Wire gauge	型号 Type
0.14-4mm²	TL02G
1.5-6mm²	TL02-0G

退针器 Removal tool

适用类型 For	型号 Type
10A 冷压针 Crimp contacts	TL00
40A 冷压针 Crimp contacts	TL06

技术参数 Technical Characteristics

规范	Specifications	
规范	Specifications	DIN EN 60 664 DIN EN 61 984
插芯	Inserts	
接插件针数	Number Of Contacts	6/6+PE
依据 EN 61 984的额定电压	Electrical Data Acc. To EN 61 984	
电力区	Power Area	
-额定电流	-Rated Current	100A
-额定电压	-Rated Voltage	690V
-额定脉冲电压	-Rated Impulse Voltage	8kV
-污染程度	-Pollution Degree	3
-当污染程度2时的参数	-Pollution Degree 2 Also	100A 1000V 8kV 2
信号区	Signal Area	
-额定电流	-Rated Current	16A
-额定电压	-Rated Voltage	400V
-额定脉冲电压	-Rated Impulse Voltage	6kV
-污染程度	-Pollution Degree	3
依据UL额定电压	Rated Voltage Acc.toUl	600/300V
依据UL/CSA额定电压	Rated Voltage Acc.to Ul CSA	600/600V
依据UL/CSA额定电流	Rated Current Acc.to Ul CSA	100/15A
绝缘电阻	Insulation Resistance	≥10^{10}Ω
材料	Material	聚碳酸酯 Polycarbonate
工作温度范围	Limiting Temperatures	-40℃...+125℃
阻燃等级(UL94)	Flammability Acc. To Ul94	V0
可拔插次数	MecHKnical Working Life-mating Cycles	≥500
插针	Contacts	
强电针	Power Contacts	
-材料	-Material	铜合金 Copper Alloy
-表面处理	-Surface	镀银 Hard-silver Plated
-接触电阻	-Contact Resistance	≤0.5mΩ
-轴向螺钉连接	-Axial Screw Terminal	
- mm²	-mm²	16-35mm²
- AWG	-AWG	5-2
-最大绝缘直经	-Max. Insulation Diameter	11.4mm
-拧紧力矩	-Tightening Torque	
- mm²	- mm²	16 25 35
- N.m	- N.m	6 7 8
-剥线长度	-Stripping length	13^{+1}mm
信号针	Signal Contacts	
-材料	-Material	铜合金 Copper Alloy
-表面处理	-Surface	镀银 Hard-silver Plated
-接触电阻	-Contact Resistance	≤3mΩ
-轴向螺钉连接	-Axial Screw Terminal	
- mm²	-mm²	0.2-2.5mm²
- AWG	-AWG	24-13
-拧紧力矩	-Tightening Torque	0.8Nm
-剥线长度	-Stripping length	7.5mm

电流负载能力 Current Carrying Capacity

电流负载能力所受的限制主要来自包含接插针的接插体可承受的最大温度
The current carrying is limited by maximum temperature of materials for Inserts and contacts including terminals.
测试和控制过程依据 Measuring and testing techniques according to DIN EN 60512-5

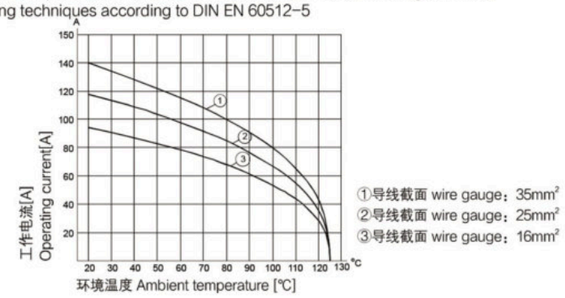

插芯 Inserts

外壳尺寸：匹配24B外壳，详情请参考18-01~18-22页
Hoods/Housings：Matching 24B Hood Housing，detail on P18-01~18-22

轴向螺钉连接 Axial Screw Terminal

插芯 Inserts	型号 Type
公 Male	HK-006/6-M
母 Female	HK-006/6-F

接插体之间的最大距离21mm
Distance for contact max.21mm

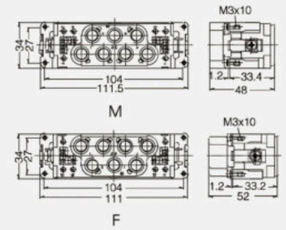

接插针排序
Contacts arrangement view from termination side



附件 Accessories

工具 Tools

	描述 Description	型号 Type
内六角扳手 hexagonal driver	用于轴向夹紧螺栓 带T型把手 For Axial Setscrew With Grip	SW-4x100

技术参数 Technical Characteristics

规范	Specifications	
规范	Specifications	DIN EN 60 664 DIN EN 61 984
插芯	Inserts	
接插件针数	Number Of Contacts	8/0+PE
依据 EN 61 984的额定电压	Electrical Data Acc. To EN 61 984	
电力区	Power Area	
-额定电流	-Rated Current	100A
-额定电压	-Rated Voltage	690V
-额定脉冲电压	-Rated Impulse Voltage	8kV
-污染程度	-Pollution Degree	3
-当污染程度2时的参数	-Pollution Degree 2 Also	100A 1000V 8kV 2
依据UL/CSA额定电压	Rated Voltage Acc.to Ul CSA	600V
依据UL/CSA额定电流	Rated Current Acc.to Ul CSA	82A
绝缘电阻	Insulation Resistance	≥10^{10}Ω
材料	Material	聚碳酸酯 Polycarbonate
工作温度范围	Limiting Temperatures	-40℃...+125℃
阻燃等级(UL94)	Flammability Acc. To Ul94	V0
可拔插次数	MecHKnical Working Life-mating Cycles	≥500
插针	Contacts	
材料	Material	铜合金 Copper Alloy
表面处理	Surface	镀银 Hard-silver Plated
接触电阻	Contact Resistance	≤0.5mΩ
轴向螺钉连接	Axial Screw Terminal	
- mm^2	-mm^2	10-25mm^2
- AWG	-AWG	7-3
最大绝缘直经	Max. Insulation Diameter	11.4mm
拧紧力矩	Tightening Torque	
- mm^2	- mm^2	10 16 25
- AWG	- AWG	6 6 7
剥线长度	Stripping length	13*¹mm

电流负载能力 Current Carrying Capacity

电流负载能力所受的限制主要来自包含接插针的接插体可承受的最大温度
The current carrying is limited by maximum temperature of materials for Inserts and contacts including terminals.
测试和控制过程依据 Measuring and testing techniques according to DIN EN 60512-5

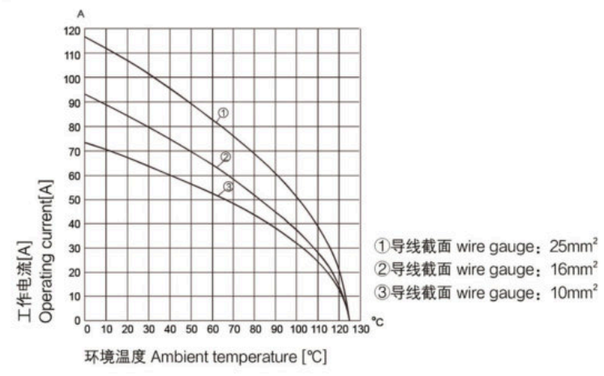

插芯 Inserts

外壳尺寸：匹配24B外壳，详情请参考18-01~18-22页
Hoods/Housings：Matching 24B Hood Housing，detail on P18-01~18-22

轴向螺钉连接 Axial Screw Terminal

插芯 Inserts	型号 Type
公 Male	HK-008/0-M
母 Female	HK-008/0-F

接插体之间的最大距离21mm
Distance for contact max.21mm

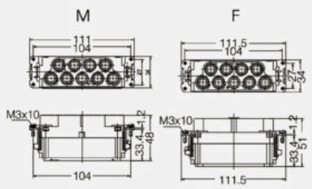

接插针排序
Contacts arrangement view from termination side

附件 Accessories

工具 Tools

内六角扳手
hexagonal driver

描述 Description	型号 Type
用于轴向夹紧螺栓 带T型把手 For Axial Setscrew With Grip	SW-4x100

技术参数 Technical Characteristics

规范	Specifications	
规范	Specifications	DIN EN 60 664 DIN EN 61 984
插芯	Inserts	
接插件针数	Number Of Contacts	4/8+PE
依据 EN 61 984的额定电压	Electrical Data Acc. To EN 61 984	
电力区	Power Area	
-额定电流	-Rated Current	80A
-额定电压	-Rated Voltage	400V
-额定脉冲电压	-Rated Impulse Voltage	6kV
-污染程度	-Pollution Degree	3
-当污染程度2时的参数	-Pollution Degree 2 Also	80A 400/690V 6kV 2
信号区	Signal Area	
-额定电流	-Rated Current	16A
-额定电压	-Rated Voltage	400V
-额定脉冲电压	-Rated Impulse Voltage	6kV
-污染程度	-Pollution Degree	3
依据UL/CSA额定电压	Rated Voltage Acc.to Ul CSA	600/600V
绝缘电阻	Insulation Resistance	≥10^{10}Ω
材料	Material	聚碳酸酯 Polycarbonate
工作温度范围	Limiting Temperatures	-40℃...+125℃
阻燃等级(UL94)	Flammability Acc. To Ul94	V0
可拔插次数	MecHKnical Working Life-mating Cycles	≥500
插针	Contacts	
电力区	Power Area	
-材料	-Material	铜合金 Copper Alloy
-表面处理	-Surface	镀银 Hard-silver Plated
-接触电阻	-Contact Resistance	≤0.3mΩ
-螺钉连接	-Screw Terminal	
- mm^2	-mm^2	1.5-16mm^2
- AWG	-AWG	16-6
-拧紧力矩	-Tightening Torque	
- mm^2	- mm^2	1.5 2.5 4 6 10 16
- N.m	- N.m	1.2 2 3 3 3 3
-剥线长度	-Stripping length	14mm
信号区	Signal Area	
-材料	-Material	铜合金 Copper Alloy
-表面处理	-Surface	镀银 Hard-silver Plated
-接触电阻	-Contact Resistance	≤1mΩ
-螺钉连接	-Screw Terminal	
- mm^2	-mm^2	0.5-2.5mm^2
- AWG	-AWG	20-14
-拧紧力矩	-Tightening Torque	0.5Nm
-剥线长度	-Stripping length	7.5mm

电流负载能力 Current Carrying Capacity

电流负载能力所受的限制主要来自包含接插针的接插体可承受的最大温度
The current carrying is limited by maximum temperature of materials for Inserts and contacts including terminals.
测试和控制过程依据 Measuring and testing techniques according to DIN EN 60512-5

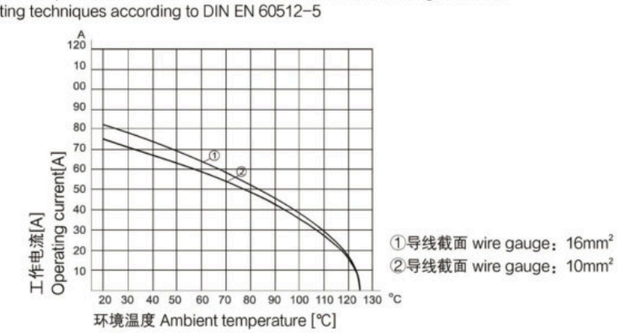

插芯 Inserts

外壳尺寸：匹配24B外壳，详情请参考18-01~18-22页
Hoods/Housings：Matching 24B Hood Housing，detail on P18-01~18-22

螺丝连接 Screw terminal

插芯 Inserts	型号 Type
公 Male	HK-004/8-M
母 Female	HK-004/8-F

接插体之间的最大距离21mm
Distance for contact max.21mm

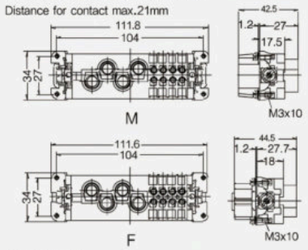

接插针排序
Contacts arrangement view from termination side



HE AV 系列 / HE AV SERIES

伸长型插芯 / Extendible Inserts

技术参数 Technical Characteristics

规范	Specifications	
规范	Specifications	DIN EN 60 664 DIN EN 61 984
插芯	Inserts	
依据 EN 61 984的额定电压	Electrical Data Acc. To EN 61 984	
接插件针数	Number Of Contacts	6,10,16,24,32(2x16),48(2x24)+PE
额定电流	Rated Current	16A
额定电压	Rated Voltage	500V
额定脉冲电压	Rated Impulse Voltage	6kV
污染程度	Pollution Degree	3
污染等级2时的参数	Pollution Degree 2 Also	16A 400/690V 6kV 2
依据UL/CSA额定电压	Rated Voltage Acc.to Ul CSA	600V
绝缘电阻	Insulation Resistance	$\geqslant 10^{10}\Omega$
材料	Material	聚碳酸酯 Polycarbonate
工作温度范围	Limiting Temperatures	−40℃...+125℃
依据UL94阻燃等级	Flammability Acc. To UL94	V0
可拔插次数	MecHEnical Working Life−mating Cycles	⩾500
插针	Contacts	
材料	Material	铜合金 Copper Alloy
表面处理	Surface	
接合侧		镀银 Hard−Silver Plated
接线侧		镀锡Tin plated
接触电阻	Contact Resistance	⩽4mΩ
螺钉连接	Screw Terminal	
mm^2	mm^2	0.2−2.5mm^2
AWG	AWG	24−14
拧紧/检测力矩		0.5Nm
终端角夹		
mm^2	mm^2	0.14−2.5mm^2
AWG	AWG	26−14

电流负载能力 Current Carrying Capacity

电流负载能力所受的限制主要来自包含接插针的接插体可承受的最大温度
The current carrying is limited by maximum temperature of materials for Inserts and contacts including terminals.
测试和控制过程依据 Measuring and testing techniques according to DIN EN 60512−5

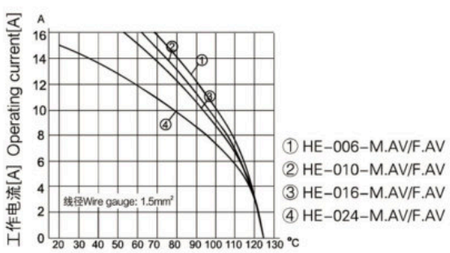

① HE−006−M.AV/F.AV
② HE−010−M.AV/F.AV
③ HE−016−M.AV/F.AV
④ HE−024−M.AV/F.AV

环境温度 Ambient temperature [℃]

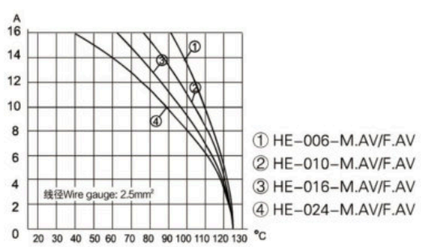

① HE−006−M.AV/F.AV
② HE−010−M.AV/F.AV
③ HE−016−M.AV/F.AV
④ HE−024−M.AV/F.AV

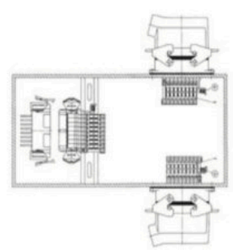

插芯 Inserts

外壳尺寸：匹配6B不封底下壳外壳
Hoods/Housings：Matching 6B bulkhead mounting housings

公插芯 螺钉连接 Male Inserts Screw Terminal

规格Size	描述Description	型号 Type
6B	左侧 Left Hand Version	HE−006−M.AV.L
6B	右侧 Right Hand Version	HE−006−M.AV.R

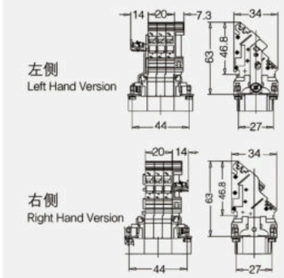

母插芯 螺钉连接 Female Inserts Screw Terminal

规格Size	描述Description	型号 Type
6B	左侧 Left Hand Version	HE−006−F.AV.L
6B	右侧 Right Hand Version	HE−006−F.AV.R

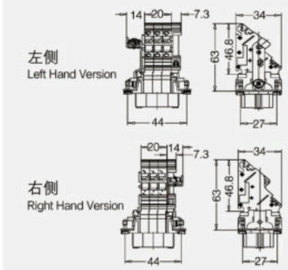

插芯 Inserts

外壳尺寸：匹配10B 不封底下壳外壳
Hoods/Housings：Matching 10B bulkhead mounting housings

公插芯 螺钉连接 Male Inserts Screw Terminal

规格Size	描述Description	型号 Type	订货号 Part Number
10B	左侧 Left Hand Version	HE-010-M.AV.L	09330104626
10B	右侧 Right Hand Version	HE-010-M.AV.R	09330104636

左侧
Left Hand Version

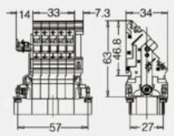

右侧
Right Hand Version

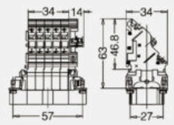

母插芯 螺钉连接 Female Inserts Screw Terminal

规格Size	描述Description	型号 Type	订货号 Part Number
10B	左侧 Left Hand Version	HE-010-F.AV.L	09330104726
10B	右侧 Right Hand Version	HE-010-F.AV.R	09330104736

左侧
Left Hand Version

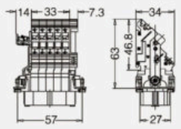

右侧
Right Hand Version

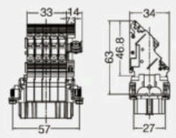

插芯 Inserts

外壳尺寸：匹配16B不封底下壳外壳
Hoods/Housings：Matching 16B bulkhead mounting housings

公插芯 螺钉连接 Male Inserts Screw Terminal

规格Size	描述Description	型号 Type
16B	左侧 Left Hand Version	HE-016-M.AV.L
16B	右侧 Right Hand Version	HE-016-M.AV.R

左侧
Left Hand Version

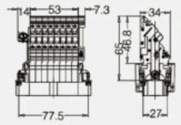

右侧
Right Hand Version

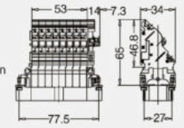

母插芯 螺钉连接 Female Inserts Screw Terminal

规格Size	描述Description	型号 Type
16B	左侧 Left Hand Version	HE-016-F.AV.L
16B	右侧 Right Hand Version	HE-016-F.AV.R

左侧
Left Hand Version

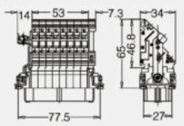

右侧
Right Hand Version

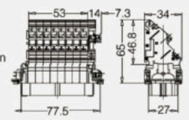

插芯 Inserts

外壳尺寸：匹配24B 不封底下壳外壳
Hoods/Housings：Matching 24B bulkhead mounting housings

公插芯 螺钉连接 Male Inserts Screw Terminal

规格Size	描述Description	型号 Type
24B	左侧 Left Hand Version	HE-024-M.AV.L
24B	右侧 Right Hand Version	HE-024-M.AV.R

左侧
Left Hand Version

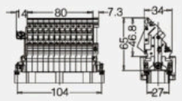

右侧
Right Hand Version

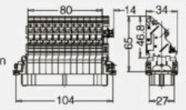

母插芯 螺钉连接 Female Inserts Screw Terminal



规格Size	描述Description	型号 Type
24B	左侧 Left Hand Version	HE-024-F.AV.L
24B	右侧 Right Hand Version	HE-024-F.AV.R

左侧
Left Hand Version

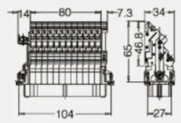

右侧
Right Hand Version

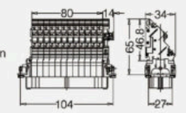

HM 系列 / HM SERIES

灵活多变的模块组合型连接器 / Flexible and combined connector



模块一览 Module list

尺寸 Unit：单位mm

H2MK-001-M
H2MK-001-F

插芯 Insert	200A 轴向压接型模块 200A Axial module
插针数 Contacts	1
连接方式 Terminal	轴向螺栓连接 Axial screw terminal
额定电流 Rated current	200A
额定电压 Rated voltage	1000V
线径 Wire gauge	25-70mm²

H2MK-001-MC
H2MK-001-FC

插芯 Insert	200A 冷压型模块 200A Crimp module
插针数 Contacts	1
连接方式 Terminal	冷压连接 Crimp terminal
额定电流 Rated current	200A
额定电压 Rated voltage	1000V
线径 Wire gauge	25-70mm²

HMK-001-MC
HMK-001-FC

插芯 Insert	100A 冷压型模块 100A Crimp module
插针数 Contacts	1
连接方式 Terminal	冷压连接 Crimp terminal
额定电流 Rated current	100A
额定电压 Rated voltage	830V
线径 Wire gauge	10-35mm2

H2MK-002-M
H2MK-002-F

插芯 Insert	100A 轴向压接型模块 100A Axial module
插针数 Contacts	2
连接方式 Terminal	轴向螺栓连接 Axial screw terminal
额定电流 Rated current	100A
额定电压 Rated voltage	1000V
线径 Wire gauge	10-35mm²

H2MK-002-MC
H2MK-002-FC

插芯 Insert	100A 冷压型模块 100A Crimp module
插针数 Contacts	2
连接方式 Terminal	冷压连接 Crimp terminal
额定电流 Rated current	100A
额定电压 Rated voltage	1000V
线径 Wire gauge	10-35mm²

HMK70-002-M
HMK70-002-F

插芯 Insert	70A 冷压型模块 70A Axial module
插针数 Contacts	2
连接方式 Terminal	轴向螺栓连接 Axial screw terminal
额定电流 Rated current	70A
额定电压 Rated voltage	1000V
线径 Wire gauge	6-22mm²

HMK70-002-MC
HMK70-002-FC

插芯 Insert	70A 冷压型模块 70A Crimp module
插针数 Contacts	2
连接方式 Terminal	冷压连接 Crimp terminal
额定电流 Rated current	70A
额定电压 Rated voltage	1000V
线径 Wire gauge	10-25mm²

HMK-002-M
HMK-002-F

插芯 Insert	40A 轴向压接型模块 40A Axial module
插针数 Contacts	2
连接方式 Terminal	轴向螺栓连接 Axial screw terminal
额定电流 Rated current	40A
额定电压 Rated voltage	1000V
线径 Wire gauge	2.5-10mm²

HMK-002-MC
HMK-002-FC

插芯 Insert	40A 冷压型模块 40A Crimp module
插针数 Contacts	2
连接方式 Terminal	冷压连接 Crimp terminal
额定电流 Rated current	40A
额定电压 Rated voltage	1000V
线径 Wire gauge	1.5-10mm²

HMK-003-M
HMK-003-F

插芯 Insert	40A 轴向压接型模块 40A Axial module
插针数 Contacts	3
连接方式 Terminal	轴向螺栓连接 Axial screw terminal
额定电流 Rated current	40A
额定电压 Rated voltage	690V
线径 Wire gauge	2.5-10mm²

HMK-003-MC
HMK-003-FC

插芯 Insert	40A 冷压型模块 40A Crimp module
插针数 Contacts	3
连接方式 Terminal	冷压连接 Crimp terminal
额定电流 Rated current	40A
额定电压 Rated voltage	500V
线径 Wire gauge	1.5-10mm²

HMK-003/4-MC
HMK-003/4-FC

插芯 Insert	40/10A 冷压型模块 40/10A Crimp module
插针数 Contacts	3/4
连接方式 Terminal	冷压连接 Crimp terminal
额定电流 Rated current	40A/10A
额定电压 Rated voltage	830V
线径 Wire gauge	1.5-6mm²/0.37-2.5mm²

结构框架类型 Construction Frame Version

尺寸 Unit：单位mm

HMK-004-MC
HMK-004-FC

插芯 Insert	40A 冷压型模块 40A Crimp module
插针数 Contacts	4
连接方式 Terminal	冷压连接 Crimp terminal
额定电流 Rated current	40A
额定电压 Rated voltage	830V
线径 Wire gauge	1.5-6mm²

HME-005-MS
HME-005-FS

插芯 Insert	16A 弹片型模块 16A Cage-clamp module
插针数 Contacts	5
连接方式 Terminal	笼式弹片连接 Cage clamp terminal
额定电流 Rated current	16A
额定电压 Rated voltage	400V
线径 Wire gauge	0.14-2.5mm²

HME-006-MC
HME-006-FC

插芯 Insert	16A 冷压型模块 16A Crimp module
插针数 Contacts	6
连接方式 Terminal	冷压连接 Crimp terminal
额定电流 Rated current	16A
额定电压 Rated voltage	500V
线径 Wire gauge	0.14-4mm²

HVME-006-MC
HVME-006-FC

插芯 Insert	16A 防护型模块 16A Protected module
插针数 Contacts	6
连接方式 Terminal	冷压连接 Crimp terminal
额定电流 Rated current	16A
额定电压 Rated voltage	830V
线径 Wire gauge	0.14-4mm²

HMEE-008-MC
HMEE-008-FC

插芯 Insert	16A 冷压型模块 16A Crimp module
插针数 Contacts	8
连接方式 Terminal	冷压连接 Crimp terminal
额定电流 Rated current	16A
额定电压 Rated voltage	400V
线径 Wire gauge	0.14-4mm²

HMEE-008-MQ
HMEE-008-FQ

插芯 Insert	16A 直插式弹片模块 16A Quick Lock module
插针数 Contacts	8
连接方式 Terminal	直插式弹片连接 Quick Lock terminal
额定电流 Rated current	16A
额定电压 Rated voltage	400V
线径 Wire gauge	0.14-4mm²

H2MEE-020-MC
H2MEE-020-FC

插芯 Insert	10A 冷压型模块 10A Crimp module
插针数 Contacts	12
连接方式 Terminal	冷压连接 Crimp terminal
额定电流 Rated current	10A
额定电压 Rated voltage	250V
线径 Wire gauge	0.14-2.5mm²

HMD-012-MC
HMD-012-FC

插芯 Insert	10A 冷压型模块 10A Crimp module
插针数 Contacts	12
连接方式 Terminal	冷压连接 Crimp terminal
额定电流 Rated current	10A
额定电压 Rated voltage	250V
线径 Wire gauge	0.14-2.5mm²

HMD-012-MQ
HMD-012-FQ

插芯 Insert	10A 直插式弹片模块 10A Quick Lock Module
插针数 Contacts	12
连接方式 Terminal	直插式弹片连接 Quick Lock terminal
额定电流 Rated current	10A
额定电压 Rated voltage	250V
线径 Wire gauge	0.14-2.5mm²

HMDD-017-MC
HMDD-017-FC

插芯 Insert	10A 冷压型模块 10A Crimp module
插针数 Contacts	17
连接方式 Terminal	冷压连接 Crimp terminal
额定电流 Rated current	10A
额定电压 Rated voltage	160V
线径 Wire gauge	0.14-2.5mm²

HMDS-009-MC
HMDS-009-FC

插芯 Insert	5A D-Sub模块 5A D-Sub module
插针数 Contacts	9
连接方式 Terminal	冷压连接 Crimp terminal
额定电流 Rated current	5A
额定电压 Rated voltage	50V
线径 Wire gauge	0.09-0.82mm²

HMDS-025-MC
HMDS-025-FC

插芯 Insert	4A 高密度型模块 4A High Density module
插针数 Contacts	25
连接方式 Terminal	冷压连接 Crimp terminal
额定电流 Rated current	4A
额定电压 Rated voltage	50V
线径 Wire gauge	0.09-0.52mm²

模块一览 Module list

尺寸 Unit：单位mm

HM-RJ45-M
HM-RJ45-F

插芯Insert	1A RJ45模块 1A RJ45 module
插针数Contacts	8
连接方式 Terminal	用于接电缆 Module for patch cable
额定电流 Rated current	1A
额定电压 Rated voltage	50V
线径 Wire gauge	

气动模块 Pneumatic module	气动模块 Pneumatic module
2	3

HMP-002

Φ6 mm

HMP-003

Φ1.6 mm
Φ3.0 mm
Φ4.0 mm

产品系列 Series 连接方式 Terminal	H2M-002 冷压连接 Crimp terminal	EMC-001 冷压连接 Crimp terminal	EMC-004 冷压连接 Crimp terminal	EMC-008 冷压连接 Crimp terminal	APT-H2MQ
额定电流 Rated current 额定电压 Rated voltage 线规 Wire gauge		16A 50V 0.09-2.5mm²	10A 50V 0.09-2.5mm²	5A 50V 0.09-0.52mm²	Q-Coax金属适配器 Adapter

产品系列 Series	H3A-RJ45 上壳 顶出线 Hoods, top entry	H3A-RJ45 上壳 侧出线 Hoods, side entry	H3A-RJ45 底座 Housings

结构框架类型 Construction Frame Version

尺寸 Unit：单位mm

6B 活动框架 适用所有6B外壳 / 6B frame, size 6B hoods/housings

描述 Description	标示Marking	型号 Type
用于2个模块 for 2 modules	A-B	HF6B-NUA2
用于2个模块 for 2 modules	a-b	HF6B-NLA2

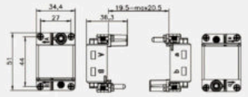

10B 活动框架 适用所有10B外壳 / 10B frame, size 10B hoods/housings

描述 Description	标示Marking	型号 Type
用于3个模块 for 3 modules	A-C	HF10B-NUA2
用于3个模块 for 3 modules	a-c	HF10B-NLA2

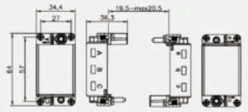

16B 活动框架 适用所有16B外壳 / 16B frame, size 16B hoods/housings

描述 Description	标示Marking	型号 Type
用于4个模块 for 4 modules	A-D	HF16B-NUA2
用于4个模块 for 4 modules	a-d	HF16B-NLA2

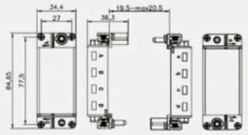

24B 活动框架 适用所有24B外壳 / 24B frame, size 24B hoods/housings

描述 Description	标示Marking	型号 Type
用于6个模块 for 6 modules	A-F	HF24B-NUA2
用于6个模块 for 6 modules	a-f	HF24B-NLA2

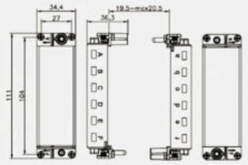

结构框架类型 Construction Frame Version

尺寸 Unit：单位mm

6B 活动框架 适用所有6B外壳 / 6B frame, size 6B hoods/housings

描述 Description	标示Marking	型号 Type
用于2个模块 for 2 modules	A-B	HF6B-NUA
用于2个模块 for 2 modules	a-b	HF6B-NLA

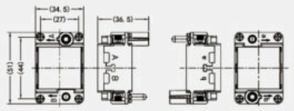

10B 活动框架 适用所有10B外壳 / 10B frame, size 10B hoods/housings

描述 Description	标示Marking	型号 Type
用于3个模块 for 3 modules	A-C	HF10B-NUA
用于3个模块 for 3 modules	a-c	HF10B-NLA

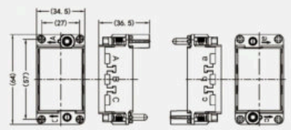

16B 活动框架 适用所有16B外壳 / 16B frame, size 16B hoods/housings

描述 Description	标示Marking	型号 Type
用于4个模块 for 4 modules	A-D	HF16B-NUA
用于4个模块 for 4 modules	a-d	HF16B-NLA

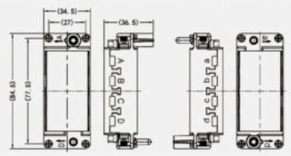

24B 活动框架 适用所有24B外壳 / 24B frame, size 24B hoods/housings

描述 Description	标示Marking	型号 Type
用于6个模块 for 6 modules	A-F	HF24B-NUA
用于6个模块 for 6 modules	a-f	HF24B-NLA

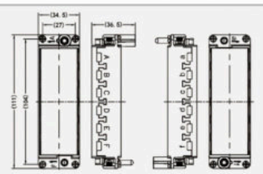

空置模块 / Filling module

描述 Description	型号 Type
用于填充固定框架内剩余的模块空间	HM-000

模块拆装示意图 Modules Dismounting Instructions

装配示意图 Assembly instructions

拆卸过程反之 Disassembly process is on the contrary.



装配前松开滑动边框
Loosen sliding border before assembly

装配好模块后，闭合滑动边框，锁上螺丝
After finished assembly,close sliding border,lock screw

插芯 Inserts

可与框架及其他所有模块产品组合使用
Combination with hinged frame and other modules possible.

技术参数 Technical Characteristics

规范	Specifications	
规范	Specifications	DIN EN 60 664 DIN EN 61 984
插芯	Inserts	
接插件针数	Number Of Contacts	1
依据 EN 61 984的电气数据	Electrical Data Acc. To EN 61 984	
-额定电流	-Rated Current	200A
-额定电压	-Rated Voltage	1000V
-额定脉冲电压	-Rated Impulse Voltage	8kV
-污染程度	-Pollution Degree	3
依据UL/CSA额定电压	Rated Voltage Acc.to Ul CSA	600V
绝缘电阻	Insulation Resistance	≥10^{10}Ω
材料	Material	聚碳酸酯 Polycarbonate
工作温度范围	Limiting Temperatures	-40℃...+125℃
依据UL 94的阻燃等级	Flammability Acc. To Ul94	V0
可拔插次数	MecHKnical Working Life-mating Cycles	≥500
插针	Contacts	
材料	Material	铜合金 Copper Alloy
表面处理	Surface	镀银 Hard-silver Plated
接触电阻	Contact Resistance	0.2mΩ
电缆绞线依据IEC 60 228-5	To IEC 60 228 Class 5	
轴向螺栓连接	Axial Screw Terminal	
- mm^2	-mm^2	25-70mm^2
- AWG	-AWG	2-0
- 内六角扳手	-Hexagonal Driver	SW 5
- 剥线长度	-Stripping length	16mm
- 拧紧力矩	-Tightening Torque	
- mm^2	- mm^2	25 35 50 70
- Nm	- Nm	8 8 9 10

电流负载能力 Current Carrying Capacity

电流负载能力所受的限制主要来自包含接插针的接插体可承受的最大温度
测试和控制过程依据 DIN EN 60512-5
The current carrying is limited by maximum temperature of materials for Inserts and contacts including terminals.
Measuring and testing techniques according to DINEN 60512-5

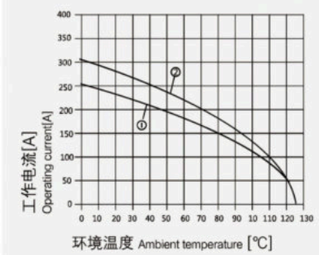

① 24B外壳带3个模块，导线截面：50mm^2
② 24B外壳带3个模块，导线截面：70mm^2

① 24 B hoods/housings with 3 modules, wire gauge:50mm^2
② 24 B hoods/housings with 3 modules, wire gauge:70mm^2

轴向螺栓连接 Axial Screw Terminal

插芯 Inserts	型号 Type
公 Male	H2MK-001.1-M(25-40mm^2)
	H2MK-001.2-M(40-70mm^2)
母 Female	H2MK-001.1-F(25-40mm^2)
	H2MK-001.2-F(40-70mm^2)

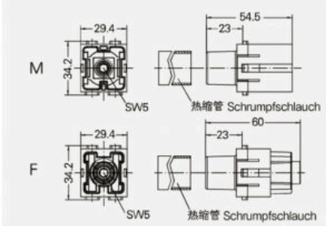

附件 Accessories

工具 Tools

内六角扳手
Hexagonal driver

描述 Description	型号 Type
用于轴向夹紧螺栓带T型把手 For Axial Setscrew With Grip	SW-5x150

H2MK-001 冷压型模块 Crimp Module 1000V 200A

插芯 Inserts

可与框架及其他所有模块产品组合使用
Combination with hinged frame and other modules possible.

技术参数 Technical Characteristics

规范	Specifications	
规范	Specifications	DIN EN 60 664 DIN EN 61 984
插芯	Inserts	
接插件针数	Number Of Contacts	1
依据 EN 61 984的电气数据	Electrical Data Acc. To EN 61 984	
–额定电流	–Rated Current	200A
–额定电压	–Rated Voltage	1000V
–额定脉冲电压	–Rated Impulse Voltage	8kV
–污染程度	–Pollution Degree	3
绝缘电阻	Insulation Resistance	≥10^{10}Ω
材料	Material	聚碳酸酯 Polycarbonate
工作温度范围	Limiting Temperatures	–40℃...+125℃
依据UL 94的阻燃等级	Flammability Acc. To UI94	V0
可拔插次数	MecHKnical Working Life–mating Cycles	≥500
插针	Contacts	
材料	Material	铜合金 Copper Alloy
表面处理	Surface	镀银 Hard–silver Plated
接触电阻	Contact Resistance	≤0.3mΩ
冷压连接	Crimp Terminal	
– mm^2	– mm^2	25–70mm^2
剥线长度	Stripping length	22.5mm
最大电缆直径	Max. insulation diameter	18mm

电流负载能力 Current Carrying Capacity

电流负载能力所受的限制主要来自包含接插针的接插体可承受的最大温度
测试和控制过程依据 DIN EN 60512–5
The current carrying is limited by maximum temperature of materials for Inserts and contacts including terminals.
Measuring and testing techniques according to DINEN 60512–5

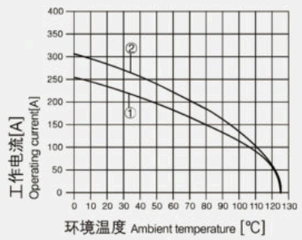

① 24B外壳带3个模块，导线截面：50mm^2
② 24B外壳带3个模块，导线截面：70mm^2
① 24 B hoods/housings with 3 modules, wire gauge:50mm^2
② 24 B hoods/housings with 3 modules, wire gauge:70mm^2

冷压连接 Crimp Terminal

插芯 Inserts	型号 Type
公 Male	H2MK–001–MC
母 Female	H2MK–001–FC

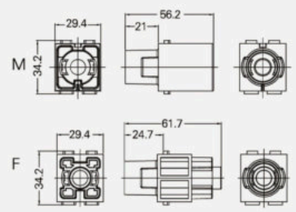

附件 Accessories

200A 冷压针 Crimp contacts

接触电阻≤ 0.3 mΩ
Contact resistance ≤ 0.3 mΩ
镀银 silver plated

公 Male	母 Female
CHSM200–25	CHSF200–25
CHSM200–35	CHSF200–35
CHSM200–50	CHSF200–50
CHSM200–70	CHSF200–70

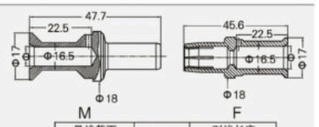

导线截面 Wire gauge	Φ	剥线长度 Stripping length
25 mm^2	7	22.5 mm
35 mm^2	8.2	22.5 mm
50 mm^2	10	22.5 mm
70 mm^2	11.5	22.5 mm

电缆绞线依据 IEC 60 228–5
for stranded wire according to IEC 60 228 Class 5

工具 Tools

液压钳
Manual hydraulic clamp

压接线经 Wire gauge	型号 Type
10–240mm^2	TL05

HMK-001 冷压型模块 Crimp Module 830V 100A

插芯 Inserts

可与框架及其他所有模块产品组合使用
Combination with hinged frame and other modules possible.

技术参数 Technical Characteristics

规范	Specifications	
规范	Specifications	DIN EN 60 664 DIN EN 61 984
插芯	Inserts	
接插件针数	Number Of Contacts	1
依据 EN 61 984的电气数据	Electrical Data Acc. To EN 61 984	
–额定电流	–Rated Current	100A
–额定电压	–Rated Voltage	830V
–额定脉冲电压	–Rated Impulse Voltage	8kV
–污染程度	–Pollution Degree	3
绝缘电阻	Insulation Resistance	≥10^{10}Ω
材料	Material	聚碳酸酯 Polycarbonate
工作温度范围	Limiting Temperatures	–40℃...+125℃
依据UL 94的阻燃等级	Flammability Acc. To UI94	V0
可拔插次数	MecHKnical Working Life–mating Cycles	≥500
最大电缆直径	Max. insulation diameter	13mm
插针	Contacts	
材料	Material	铜合金 Copper Alloy
表面处理	Surface	镀银 Hard–silver Plated
接触电阻	Contact Resistance	≤0.3mΩ
冷压连接	Crimp Terminal	
– mm^2	– mm^2	10–35mm^2

冷压连接 Crimp Terminal

插芯 Inserts	型号 Type
公 Male	HMK–001–MC
母 Female	HMK–001–FC

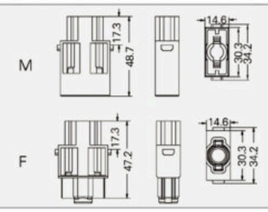

附件 Accessories

100A 冷压针 Crimp contacts

接触电阻≤ 0.3 mΩ
Contact resistance ≤ 0.3 mΩ
镀银 silver plated

公 Male	母 Female
CKSM–10	CKSF–10G
CKSM–16	CKSF–16G
CKSM–25	CKSF–25G
CKSM–35	CKSF–35G

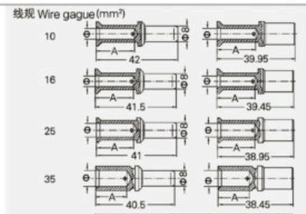

导线截面 Wire gauge	Φ	剥线长度(A) Stripping length
10 mm^2	4.3	19 mm
16 mm^2	5.5	19 mm
25 mm^2	7	19 mm
35 mm^2	8.2	16 mm

电缆绞线依据 IEC 60 228–5
for stranded wire according to IEC 60 228 Class 5

工具 Tools

液压钳
Manual hydraulic clamp

压接线经 Wire gauge	型号 Type
10–240mm^2	TL05

退针器
Removal tool

适用类型 For	型号 Type
100A 冷压针 Crimp contacts	TL11

H2MK-002 轴向压接型模块 Axial Module 1000V 100A

插芯 Inserts

可与框架及其他所有模块产品组合使用
Combination with hinged frame and other modules possible.

技术参数 Technical Characteristics

规范	Specifications	
规范	Specifications	DIN EN 60 664 DIN EN 61 984
插芯	Inserts	
接插件针数	Number Of Contacts	2
依据 EN 61 984的电气数据	Electrical Data Acc. To EN 61 984	
–额定电流	–Rated Current	100A
–额定电压	–Rated Voltage	1000V
–额定脉冲电压	–Rated Impulse Voltage	8kV
–污染程度	–Pollution Degree	3
依据UL的额定电压	Rated Voltage Acc.to Ul	600V
绝缘电阻	Insulation Resistance	≥10^{10}Ω
材料	Material	聚碳酸酯 Polycarbonate
工作温度范围	Limiting Temperatures	–40℃...+125℃
依据UL 94的阻燃等级	Flammability Acc. To Ul94	V0
可拔插次数	MecHKnical Working Life–mating Cycles	≥500
插针	Contacts	
材料	Material	铜合金 Copper Alloy
表面处理	Surface	镀银 Hard–silver Plated
接触电阻	Contact Resistance	0.3mΩ
电缆绞线依据IEC 60 228–5	To IEC 60 228 Class 5	
轴向螺栓连接	Axial Screw Terminal	
– mm^2	–mm^2	10–38mm^2
– AWG	–AWG	6–2
– 内六角扳手	–Hexagonal Driver	SW 4
– 剥线长度	–Stripping length	13mm
– 拧紧力矩	–Tightening Torque	
– mm^2	– mm^2	10 16 25 35
– Nm	– Nm	6 6 7 8

电流负载能力 Current Carrying Capacity

电流负载能力所受的限制主要来自包含接插针的接插体可承受的最大温度
测试和控制过程依据 DIN EN 60512–5
The current carrying is limited by maximum temperature of materials for Inserts and contacts including terminals.
Measuring and testing techniques according to DINEN 60512–5

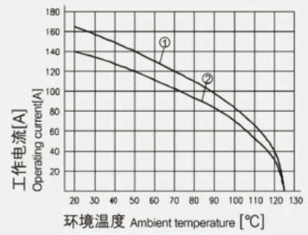

① 24B外壳带3个模块，导线截面：35mm²
② 24B外壳带3个模块，导线截面：25mm²
① 24 B hoods/housings with 3 modules, wire gauge:35mm²
② 24 B hoods/housings with 3 modules, wire gauge:25mm²

轴向螺栓连接 Axial Screw Terminal

插芯 Inserts	型号 Type
公 Male	H2MK–002.1–M(10–25mm²)
	H2MK–002.2–M(16–35mm²)
	H2MK–002.1–M(38mm²)
母 Female	H2MK–002.1–F(10–25mm²)
	H2MK–002.2–F(16–35mm²)
	H2MK–002.1–F(38mm²)

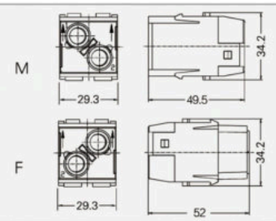

附件 Accessories

电缆终端 Cable shoe 16mm²

描述 Description	型号 Type
用于PE扩展 For PE extension	PE–E16

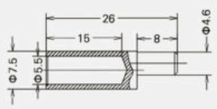

工具 Tools

内六角扳手
Hexagonal driver

描述 Description	型号 Type
用于轴向夹紧螺栓 带T型把手 For Axial Setscrew With Grip	SW–4x100

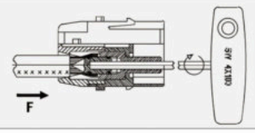

H2MK-002 冷压型模块 Crimp Module 1000V 100A

插芯 Inserts

可与框架及其他所有模块产品组合使用
Combination with hinged frame and other modules possible.

技术参数 Technical Characteristics

规范	Specifications	
规范	Specifications	DIN EN 60 664 DIN EN 61 984
插芯	Inserts	
接插件针数	Number Of Contacts	2
依据 EN 61 984的电气数据	Electrical Data Acc. To EN 61 984	
–额定电流	–Rated Current	100A
–额定电压	–Rated Voltage	1000V
–额定脉冲电压	–Rated Impulse Voltage	8kV
–污染程度	–Pollution Degree	3
绝缘电阻	Insulation Resistance	≥10^{10}Ω
材料	Material	聚碳酸酯 Polycarbonate
工作温度范围	Limiting Temperatures	–40℃...+125℃
依据UL 94的阻燃等级	Flammability Acc. To Ul94	V0
可拔插次数	MecHKnical Working Life–mating Cycles	≥500
插针	Contacts	
材料	Material	铜合金 Copper Alloy
表面处理	Surface	镀银 Hard–silver Plated
接触电阻	Contact Resistance	≤0.3mΩ
冷压连接	Crimp Terminal	
– mm^2	– mm^2	10–35mm^2
最大电缆直径	Max. insulation diameter	14mm

电流负载能力 Current Carrying Capacity

电流负载能力所受的限制主要来自包含接插针的接插体可承受的最大温度
测试和控制过程依据 DIN EN 60512–5
The current carrying is limited by maximum temperature of materials for Inserts and contacts including terminals.
Measuring and testing techniques according to DINEN 60512–5

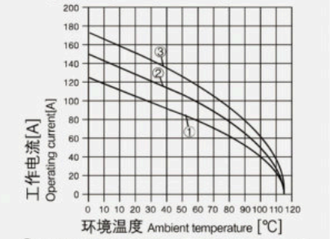

① 24B外壳带3个模块，导线截面：16mm²
② 24B外壳带3个模块，导线截面：25mm²
③ 24B外壳带3个模块，导线截面：35mm²
① 24 B hoods/housings with 3 modules, wire gauge:16mm²
② 24 B hoods/housings with 3 modules, wire gauge:25mm²
③ 24 B hoods/housings with 3 modules, wire gauge:35mm²

冷压连接 Crimp Terminal

插芯 Inserts	型号 Type
公 Male	H2MK–002–MC
母 Female	H2MK–002–FC

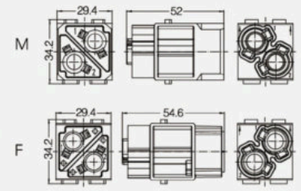

附件 Accessories

100A 冷压针 Crimp contacts

接触电阻≤ 0.3 mΩ
Contact resistance ≤ 0.3 mΩ
镀银 silver plated

公 Male	母 Female
CKSM–10	CKSF–10G
CKSM–16	CKSF–16G
CKSM–25	CKSF–25G
CKSM–35	CKSF–35G

线规 Wire gague (mm²)

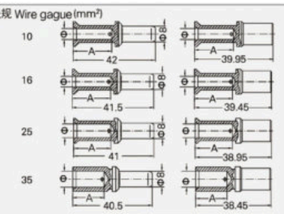

导线截面 Wire gauge	Φ	剥线长度(A) Stripping length
10 mm²	4.3	19 mm
16 mm²	5.5	19 mm
25 mm²	7	19 mm
35 mm²	8.2	16 mm
电缆绞线依据 IEC 60 228–5 for stranded wire according to IEC 60 228 Class 5		

工具 Tools

液压钳
Manual hydraulic clamp

压接线经 Wire gauge	型号 Type
10–240mm²	TL05

退针器
Removal tool

适用类型 For	型号 Type
100A 冷压针 Crimp contacts	TL07

HMK70-002 轴向压接型模块 Axial Module 1000V 70A

插芯 Inserts

可与框架及其他所有模块产品组合使用
Combination with hinged frame and other modules possible.

技术参数 Technical Characteristics

规范	Specifications	
规范	Specifications	DIN EN 60 664 DIN EN 61 984
插芯	Inserts	
接插件针数	Number Of Contacts	2
依据 EN 61 984的电气数据	Electrical Data Acc. To EN 61 984	
–额定电流	–Rated Current	70A
–额定电压	–Rated Voltage	1000V
–额定脉冲电压	–Rated Impulse Voltage	8kV
–污染程度	–Pollution Degree	3
依据UL的额定电压	Rated Voltage Acc.to Ul	600V
绝缘电阻	Insulation Resistance	≥10^{10}Ω
材料	Material	聚碳酸酯 Polycarbonate
工作温度范围	Limiting Temperatures	–40℃...+125℃
依据UL 94的阻燃等级	Flammability Acc. To Ul94	V0
可拔插次数	MecHKnical Working Life–mating Cycles	≥500
插针	Contacts	
材料	Material	铜合金 Copper Alloy
表面处理	Surface	镀银 Hard–silver Plated
接触电阻	Contact Resistance	0.5mΩ
电缆绞线依据IEC 60 228–5	To IEC 60 228 Class 5	
轴向螺栓连接	Axial Screw Terminal	
– mm²	–mm²	6–22mm²
– AWG	–AWG	8–4
– 内六角扳手	–Hexagonal Driver	SW 2.5
– 剥线长度	–Stripping length	
– mm²	– mm²	6 10 16 22
– mm	– mm	11+1 11+1 11+1 12.5+1
– 拧紧力矩	–Tightening Torque	
– mm²	– mm²	6 10 16 22
– Nm	– Nm	2 3 4 5

电流负载能力 Current Carrying Capacity

电流负载能力所受的限制主要来自包含接插针的接插体可承受的最大温度
测试和控制过程依据 DIN EN 60512–5
The current carrying is limited by maximum temperature of materials for Inserts and contacts including terminals.
Measuring and testing techniques according to DINEN 60512–5

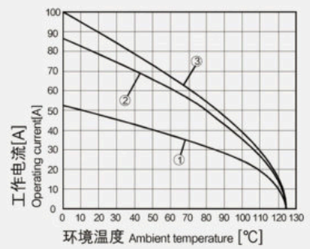

① 24B外壳带6个模块，导线截面：6mm²
② 24B外壳带6个模块，导线截面：16mm²
③ 24B外壳带6个模块，导线截面：22mm²

① 24 B hoods/housings with 6 modules, wire gauge:6mm²
② 24 B hoods/housings with 6 modules, wire gauge:16mm²
③ 24 B hoods/housings with 6 modules, wire gauge:22mm²

轴向螺栓连接 Axial Screw Terminal

插芯 Inserts	型号 Type
公 Male	HMK70–002.1–M(6–16mm²)
	HMK70–002.2–M(14–22mm²)
母 Female	HMK70–002.1–F(6–16mm²)
	HMK70–002.2–F(14–22mm²)

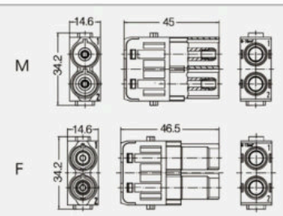

附件 Accessories

工具 Tools

内六角扳手
Hexagonal driver

描述 Description	型号 Type
用于轴向夹紧螺栓 带T型把手 For Axial Setscrew With Grip	SW–2.5x100

HMK70-002 冷压型模块 Crimp Module 1000V 70A

插芯 Inserts

可与框架及其他所有模块产品组合使用
Combination with hinged frame and other modules possible.

技术参数 Technical Characteristics

规范	Specifications	
规范	Specifications	DIN EN 60 664 DIN EN 61 984
插芯	Inserts	
接插件针数	Number Of Contacts	2
依据 EN 61 984的电气数据	Electrical Data Acc. To EN 61 984	
–额定电流	–Rated Current	70A
–额定电压	–Rated Voltage	1000V
–额定脉冲电压	–Rated Impulse Voltage	8kV
–污染程度	–Pollution Degree	3
绝缘电阻	Insulation Resistance	≥10^{10}Ω
材料	Material	聚碳酸酯 Polycarbonate
工作温度范围	Limiting Temperatures	–40℃...+125℃
依据UL 94的阻燃等级	Flammability Acc. To Ul94	V0
可拔插次数	MecHKnical Working Life–mating Cycles	≥500
插针	Contacts	
材料	Material	铜合金 Copper Alloy
表面处理	Surface	镀银 Hard–silver Plated
接触电阻	Contact Resistance	≤0.5mΩ
冷压连接	Crimp Terminal	
– mm²	– mm²	10–25mm²
剥线长度	Stripping length	15.5mm
最大电缆直径	Max. insulation diameter	11mm

冷压连接 Crimp Terminal

插芯 Inserts	型号 Type
公 Male	HMK70–002–MC
母 Female	HMK70–002–FC

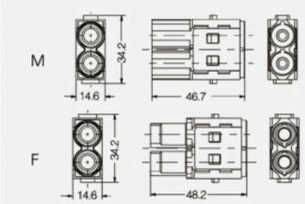

附件 Accessories

70A 冷压针 Crimp contacts

接触电阻≤ 0.5 mΩ
Contact resistance ≤ 0.5 mΩ
镀银 silver plated

公 Male	母 Female
CKSM70–6	CKSF70–6
CKSM70–10	CKSF70–10
CKSM70–16	CKSF70–16
CKSM70–25	CKSF70–25

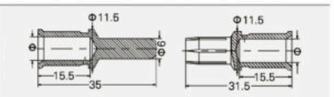

导线截面 Wire gauge	Φ	剥线长度 Stripping length
6mm²	3.5	15.5 mm
10 mm²	4.3	15.5 mm
16mm²	5.5	15.5 mm
25 mm²	7	15.5 mm

电缆绞线依据 IEC 60 228–5
for stranded wire according to IEC 60 228 Class 5

工具 Tools

液压钳
Manual hydraulic clamp

压接线经 Wire gauge	型号 Type
10–240mm²	TL05

HMK-002 轴向压接型模块 Axial Module 1000V 40A

插芯 Inserts

可与框架及其他所有模块产品组合使用
Combination with hinged frame and other modules possible.

技术参数 Technical Characteristics

规范	Specifications	
规范	Specifications	DIN EN 60 664 DIN EN 61 984
插芯	Inserts	
接插件针数	Number Of Contacts	2
依据 EN 61 984的电气数据	Electrical Data Acc. To EN 61 984	
–额定电流	–Rated Current	40A
–额定电压	–Rated Voltage	1000V
–额定脉冲电压	–Rated Impulse Voltage	8kV
–污染程度	–Pollution Degree	3
依据UL的额定电压	Rated Voltage Acc.to Ul	600V
绝缘电阻	Insulation Resistance	≥10^{10}Ω
材料	Material	聚碳酸酯 Polycarbonate
工作温度范围	Limiting Temperatures	–40℃...+125℃
依据UL 94的阻燃等级	Flammability Acc. To Ul94	V0
可拔插次数	MecHKnical Working Life–mating Cycles	≥500
插针	Contacts	
材料	Material	铜合金 Copper Alloy
表面处理	Surface	镀银 Hard–silver Plated
接触电阻	Contact Resistance	0.5mΩ
电缆绞线依据IEC 60 228–5	To IEC 60 228 Class 5	
轴向螺栓连接	Axial Screw Terminal	
– mm²	–mm²	2.5–10mm²
– AWG	–AWG	14–8
– 内六角扳手	–Hexagonal Driver	SW 2
– 剥线长度	–Stripping length	
– mm²	– mm²	2.5 4 6 10
– mm	– mm	5+1 5+1 8+1 11+1
– 拧紧力矩	–Tightening Torque	
– mm²	– mm²	2.5 4 6 10
– Nm	– Nm	1.5 1.5 2 2

电流负载能力 Current Carrying Capacity

电流负载能力所受的限制主要来自包含接插针的接插体可承受的最大温度
测试和控制过程依据 DIN EN 60512–5
The current carrying is limited by maximum temperature of materials for Inserts and contacts including terminals.
Measuring and testing techniques according to DINEN 60512–5

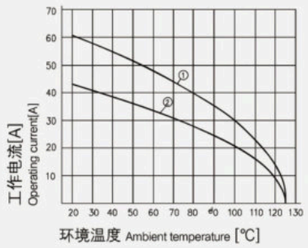

① 24B外壳带6个模块，导线截面：10mm²
② 24B外壳带6个模块，导线截面：6mm²
① 24 B hoods/housings with 6 modules, wire gauge:10mm²
② 24 B hoods/housings with 6 modules, wire gauge:6mm²

轴向螺栓连接 Axial Screw Terminal

插芯 Inserts	型号 Type
公 Male	HMK–002.1–M(2.5–8mm²)
	HMK–002.2–M(6–10mm²)
母 Female	HMK–002.1–F(2.5–8mm²)
	HMK–002.2–F(6–10mm²)

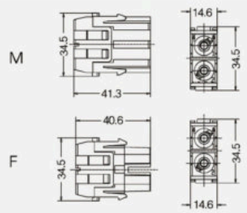

附件 Accessories

工具 Tools

内六角扳手
Hexagonal driver

描述 Description	型号 Type
用于轴向夹紧螺栓 带T型把手 For Axial Setscrew With Grip	SW–2x40

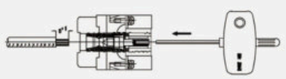

HMK-002 冷压型模块 Crimp Module 1000V 40A

插芯 Inserts

可与框架及其他所有模块产品组合使用
Combination with hinged frame and other modules possible.

技术参数 Technical Characteristics

规范	Specifications	
规范	Specifications	DIN EN 60 664 DIN EN 61 984
插芯	Inserts	
接插件针数	Number Of Contacts	2
依据 EN 61 984的电气数据	Electrical Data Acc. To EN 61 984	
–额定电流	–Rated Current	40A
–额定电压	–Rated Voltage	1000V
–额定脉冲电压	–Rated Impulse Voltage	8kV
–污染程度	–Pollution Degree	3
绝缘电阻	Insulation Resistance	≥10^{10}Ω
材料	Material	聚碳酸酯 Polycarbonate
工作温度范围	Limiting Temperatures	–40℃...+125℃
依据UL 94的阻燃等级	Flammability Acc. To Ul94	V0
可拔插次数	MecHKnical Working Life–mating Cycles	≥500
插针	Contacts	
材料	Material	铜合金 Copper Alloy
表面处理	Surface	镀银 Hard–silver Plated
接触电阻	Contact Resistance	≤0.3mΩ
冷压压连接	Crimp Terminal	
– mm²	– mm²	1.5–10mm²
–AWG	–AWG	16–8

电流负载能力 Current Carrying Capacity

电流负载能力所受的限制主要来自包含接插针的接插体可承受的最大温度
测试和控制过程依据 DIN EN 60512–5
The current carrying is limited by maximum temperature of materials for Inserts and contacts including terminals.
Measuring and testing techniques according to DINEN 60512–5

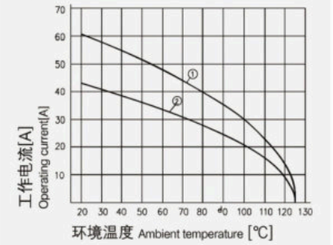

① 24B外壳带6个模块，导线截面：10mm²
② 24B外壳带6个模块，导线截面：6mm²
① 24 B hoods/housings with 6 modules, wire gauge:10mm²
② 24 B hoods/housings with 6 modules, wire gauge:6mm²

冷压连接 Crimp Terminal

插芯 Inserts	型号 Type
公 Male	HMK–002–MC
母 Female	HMK–002–FC

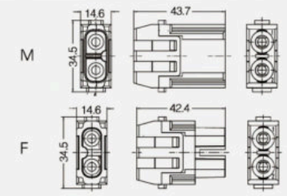

附件 Accessories

40A 冷压针 Crimp contacts

接触电阻≤ 0.3 mΩ
Contact resistance ≤ 0.3 mΩ
镀银 silver plated

公 Male	母 Female
CCSM–1.5	CCSF–1.5
CCSM–2.5	CCSF–2.5
CCSM–4.0	CCSF–4.0
CCSM–6.0	CCSF–6.0
CCSM–10.0	CCSF–10.0

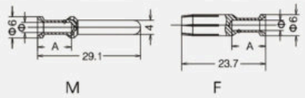

导线截面 Wire gauge		Φ	剥线长度 Stripping length
1.5 mm²	AWG 16	1.75	9 mm
2.5mm²	AWG 14	2.25	9 mm
4 mm²	AWG 12	2.85	9.6 mm
6 mm²	AWG 10	3.5	9.6 mm
10 mm²	AWG 8	4.3	15 mm

剥线长度A=15 mm用于电缆≥5 mm
剥线长度A=18 mm用于电缆≥6.4 mm
Stripping length A = 15 mm for cables ≥ 5 mm
Stripping length A = 18 mm for cables ≥ 6.4 mm

工具 Tools

冷压钳
Manual hydraulic clamp

压接线经 Wire gauge	型号 Type
1.5–6mm²	TL02–0G
4/6/10mm²	TL02–3G

退针器
Removal tool

适用类型 For	型号 Type
40A 冷压针 Crimp contacts	TL06

HMK-003 轴向压接型模块 Axial Module 690V 40A

插芯 Inserts

可与框架及其他所有模块产品组合使用
Combination with hinged frame and other modules possible.

技术参数 Technical Characteristics

规范	Specifications	
规范	Specifications	DIN EN 60 664 DIN EN 61 984
插芯	Inserts	
接插件针数	Number Of Contacts	3
依据 EN 61 984的电气数据	Electrical Data Acc. To EN 61 984	
–额定电流	–Rated Current	40A
–额定电压	–Rated Voltage	690V
–额定脉冲电压	–Rated Impulse Voltage	8kV
–污染程度	–Pollution Degree	3
依据UL的额定电压	Rated Voltage Acc.to Ul	600V
绝缘电阻	Insulation Resistance	≥10^{10}Ω
材料	Material	聚碳酸酯 Polycarbonate
工作温度范围	Limiting Temperatures	–40℃...+125℃
依据UL 94的阻燃等级	Flammability Acc. To Ul94	V0
可拔插次数	MecHKnical Working Life–mating Cycles	≥500
插针	Contacts	
材料	Material	铜合金 Copper Alloy
表面处理	Surface	镀银 Hard–silver Plated
接触电阻	Contact Resistance	0.3mΩ
电缆绞线依据IEC 60 228–5	To IEC 60 228 Class 5	
轴向螺栓连接	Axial Screw Terminal	
– mm^2	–mm^2	2.5–10mm^2
– AWG	–AWG	14–8
– 内六角扳手	–Hexagonal Driver	SW 2
– 剥线长度	–Stripping length	
– mm^2	– mm^2	2.5 4 6 10
– mm	– mm	5^{+1} 5^{+1} 8^{+1} 11^{+1}
– 拧紧力矩	–Tightening Torque	
– mm^2	– mm^2	2.5 4 6 10
– Nm	– Nm	1.5 1.5 2 2

电流负载能力 Current Carrying Capacity

电流负载能力所受的限制主要来自包含接插针的接插体可承受的最大温度
测试和控制过程依据 DIN EN 60512–5
The current carrying is limited by maximum temperature of materials for Inserts and contacts including terminals.
Measuring and testing techniques according to DINEN 60512–5

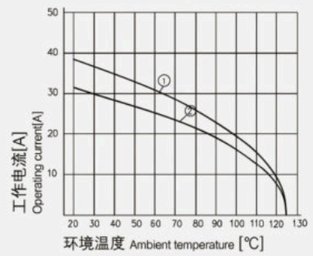

① 24B外壳带6个模块，导线截面：6mm^2
② 24B外壳带6个模块，导线截面：4mm^2
① 24 B hoods/housings with 6 modules, wire gauge:6mm^2
② 24 B hoods/housings with 6 modules, wire gauge:4mm^2

轴向螺栓连接 Axial Screw Terminal

插芯 Inserts	型号 Type
公 Male	HMK–003.1–M(2.5–8mm^2)
	HMK–003.2–M(6–10mm^2)
母 Female	HMK–003.1–F(2.5–8mm^2)
	HMK–003.2–F(6–10mm^2)

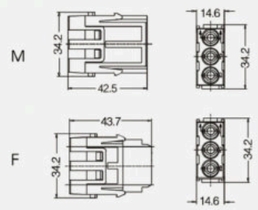

附件 Accessories

工具 Tools

内六角扳手
Hexagonal driver

描述 Description	型号 Type
用于轴向夹紧螺栓 带T型把手 For Axial Setscrew With Grip	SW–2x40

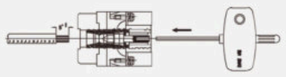

HMK-003 冷压型模块 Crimp Module 400/690V 40A

插芯 Inserts

可与框架及其他所有模块产品组合使用
Combination with hinged frame and other modules possible.

技术参数 Technical Characteristics

规范	Specifications	
规范	Specifications	DIN EN 60 664 DIN EN 61 984
插芯	Inserts	
接插件针数	Number Of Contacts	3
依据 EN 61 984的电气数据	Electrical Data Acc. To EN 61 984	
–额定电流	–Rated Current	40A
–额定电压	–Rated Voltage	500V
–额定脉冲电压	–Rated Impulse Voltage	6kV
–污染程度	–Pollution Degree	3
依据UL/CSA的额定电压	Rated Voltage Acc. to UL/CSA	600V
依据UL/CSA的额定电流	Rated Current Acc. to UL/CSA	32A
绝缘电阻	Insulation Resistance	≥10^{10}Ω
材料	Material	聚碳酸酯 Polycarbonate
工作温度范围	Limiting Temperatures	–40℃...+125℃
依据UL 94的阻燃等级	Flammability Acc. To Ul94	V0
可拔插次数	MecHKnical Working Life–mating Cycles	≥500
插针	Contacts	
材料	Material	铜合金 Copper Alloy
表面处理	Surface	镀银 Hard–silver Plated
接触电阻	Contact Resistance	≤0.3mΩ
冷压连接	Crimp Terminal	
– mm^2	– mm^2	1.5–10mm^2
–AWG	–AWG	16–8

电流负载能力 Current Carrying Capacity

电流负载能力所受的限制主要来自包含接插针的接插体可承受的最大温度
测试和控制过程依据 DIN EN 60512–5
The current carrying is limited by maximum temperature of materials for Inserts and contacts including terminals.
Measuring and testing techniques according to DINEN 60512–5

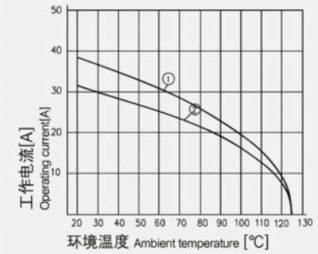

① 24B外壳带6个模块，导线截面：6mm^2
② 24B外壳带6个模块，导线截面：4mm^2
① 24 B hoods/housings with 6 modules, wire gauge:6mm^2
② 24 B hoods/housings with 6 modules, wire gauge:4mm^2

冷压连接 Crimp Terminal

插芯 Inserts	型号 Type
公 Male	HMK–003–MC
母 Female	HMK–003–FC

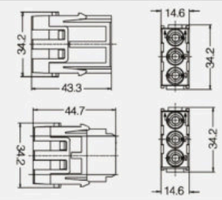

附件 Accessories

40A 冷压针 Crimp contacts

接触电阻≤ 0.3 mΩ
Contact resistance ≤ 0.3 mΩ
镀银 silver plated

公 Male	母 Female
CCSM–1.5	CCSF–1.5
CCSM–2.5	CCSF–2.5
CCSM–4.0	CCSF–4.0
CCSM–6.0	CCSF–6.0
CCSM–10.0	CCSF–10.0

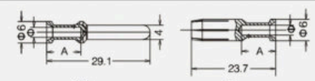

导线截面 Wire gauge		Φ	剥线长度 Stripping length
1.5 mm^2	AWG 16	1.75	9 mm
2.5mm^2	AWG 14	2.25	9 mm
4 mm^2	AWG 12	2.85	9.6 mm
6 mm^2	AWG 10	3.5	9.6 mm
10 mm^2	AWG 8	4.3	15 mm

剥线长度A=15 mm用于电缆≥5 mm
剥线长度A=18 mm用于电缆≥6.4 mm
Stripping length A = 15 mm for cables ≥ 5 mm
Stripping length A = 18 mm for cables ≥ 6.4 mm

工具 Tools

冷压钳
Manual hydraulic clamp

压接线经 Wire gauge	型号 Type
1.5–6mm^2	TL02–0G
4/6/10mm^2	TL02–3G

退针器
Removal tool

适用类型 For	型号 Type
40A 冷压针 Crimp contacts	TL06

HMK-003/4 冷压型模块 Crimp Module 830/830V 40/10A

插芯 Inserts

可与框架及其他所有模块产品组合使用
Combination with hinged frame and other modules possible.

技术参数 Technical Characteristics

规范	Specifications	DIN EN 60 664
规范	Specifications	DIN EN 61 984
插芯	Inserts	
接插件针数	Number Of Contacts	3/4
依据 EN 61 984的电气数据	Electrical Data Acc. To EN 61 984	
电力区	Power Contacts	40A
–额定电流	–Rated Current	830V
–额定电压	–Rated Voltage	8kV
–额定脉冲电压	–Rated Impulse Voltage	3
–污染程度	–Pollution Degree	
信号区	Signal Contacts	
–额定电流	–Rated Current	10A
–额定电压	–Rated Voltage	830V
–额定脉冲电压	–Rated Impulse Voltage	8kV
–污染程度	–Pollution Degree	3
依据UL的额定电压	Rated Voltage Acc.to Ul	600V
绝缘电阻	Insulation Resistance	≥10^{10}Ω
材料	Material	聚碳酸酯 Polycarbonate
工作温度范围	Limiting Temperatures	–40℃...+125℃
依据UL 94的阻燃等级	Flammability Acc. To Ul94	V0
可拔插次数	MecHKnical Working Life–mating Cycles	≥500
插针	Contacts	
材料	Material	铜合金 Copper Alloy
表面处理	Surface	镀银 Hard–silver Plated 镀金 Hard–gold Plated
接触电阻	Contact Resistance	
–电力区	Power Contacts	≤0.3mΩ
–信号区	Signal Contacts	≤3mΩ
冷压连接	Crimp termina	
– mm^2	mm^2	
–电力区	Power Contacts	1.5–6mm^2
–信号区	Signal Contacts	0.14–2.5mm^2
– AWG	AWG	
–电力区	Power Contacts	16–10
–信号区	Signal Contacts	26–14
最大电缆直径	Max. insulation diameter	
–电力区	Power Contacts	5mm

电流负载能力 Current Carrying Capacity

电流负载能力所受的限制主要来自包含接插针的接插体可承受的最大温度
测试和控制过程依据 DIN EN 60512–5
The current carrying is limited by maximum temperature of materials for Inserts and contacts including terminals.
Measuring and testing techniques according to DINEN 60512–5

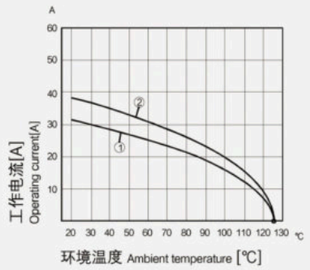

① 24B外壳带6个模块，导线截面：4mm^2
② 24B外壳带6个模块，导线截面：6mm^2
① 24 B hoods/housings with 6 modules, wire gauge:4mm^2
② 24 B hoods/housings with 6 modules, wire gauge:6mm^2

冷压连接 Crimp Terminal

插芯 Inserts	型号 Type
公 Male	HMK–003/4–MC
母 Female	HMK–003/4–FC

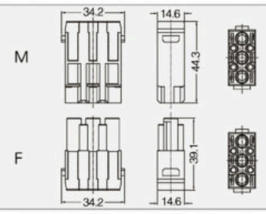

附件 Accessories

40A/10A 冷压针 Crimp contacts

接触电阻≤ 0.3 mΩ
Contact resistance ≤ 0.3 mΩ
镀银 silver plated

公 Male	母 Female
CCSM–1.5	CCSF–1.5
CCSM–2.5	CCSF–2.5
CCSM–4.0	CCSF–4.0
CCSM–6.0	CCSF–6.0
CCSM–10.0	CCSF–10.0

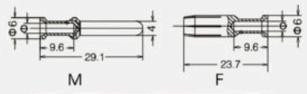

线规 Wire gague		Φ	剥线长度 Stripping length
1.5 mm^2	AWG 16	1.75	9 mm
2.5mm^2	AWG 14	2.25	9 mm
4 mm^2	AWG 12	2.85	9.6 mm
6 mm^2	AWG 10	3.5	9.6 mm

HMK-004 冷压型模块 Crimp Module 830V 40A

插芯 Inserts

可与框架及其他所有模块产品组合使用
Combination with hinged frame and other modules possible.

技术参数 Technical Characteristics

规范	Specifications	
规范	Specifications	DIN EN 60 664 DIN EN 61 984
插芯	Inserts	
接插件针数	Number Of Contacts	4
依据 EN 61 984的电气数据	Electrical Data Acc. To EN 61 984	
–额定电流	–Rated Current	40A
–额定电压	–Rated Voltage	830V
–额定脉冲电压	–Rated Impulse Voltage	8kV
–污染程度	–Pollution Degree	3
依据UL的额定电压	Rated Voltage Acc. to UL	600V
绝缘电阻	Insulation Resistance	≥10^{10}Ω
材料	Material	聚碳酸酯 Polycarbonate
工作温度范围	Limiting Temperatures	–40℃...+125℃
依据UL 94的阻燃等级	Flammability Acc. To Ul94	V0
可拔插次数	MecHKnical Working Life–mating Cycles	≥500
插针	Contacts	
材料	Material	铜合金 Copper Alloy
表面处理	Surface	镀银 Hard–silver Plated
接触电阻	Contact Resistance	≤0.3mΩ
冷压连接	Crimp Terminal	
– mm^2	– mm^2	1.5–6mm^2
–AWG	–AWG	16–10

电流负载能力 Current Carrying Capacity

电流负载能力所受的限制主要来自包含接插针的接插体可承受的最大温度
测试和控制过程依据 DIN EN 60512–5
The current carrying is limited by maximum temperature of materials for Inserts and contacts including terminals.
Measuring and testing techniques according to DINEN 60512–5

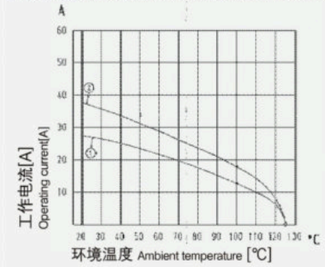

① 24B外壳带6个模块，导线截面：4mm^2
② 24B外壳带6个模块，导线截面：6mm^2
① 24 B hoods/housings with 6 modules, wire gauge:4mm^2
② 24 B hoods/housings with 6 modules, wire gauge:6mm^2

冷压连接 Crimp Terminal

插芯 Inserts	型号 Type
公 Male	HMK–004–MC
母 Female	HMK–004–FC

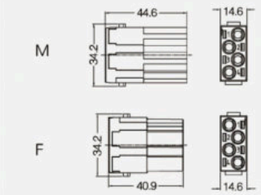

附件 Accessories

40A 冷压针 Crimp contacts

接触电阻Contact resistance ≤0.3mΩ
镀银 Silver plated

公 Male	订货号 Part Number	母 Female
CCSM–1.5	09320006104	CCSF–1.5
CCSM–2.5	09320006105	CCSF–2.5
CCSM–4.0	09320006107	CCSF–4.0
CCSM–6.0	09320006108	CCSF–6.0

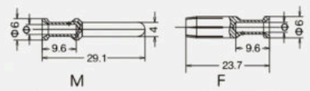

线规 Wire gague		Φ	剥线长度 Stripping length
1.5 mm^2	AWG 16	1.75	9 mm
2.5mm^2	AWG 14	2.25	9 mm
4 mm^2	AWG 12	2.85	9.6 mm
6 mm^2	AWG 10	3.5	9.6 mm

工具 Tools

冷压钳
Manual hydraulic clamp

压接线经 Wire gauge	型号 Type
1.5–6mm^2	TL02–0G

退针器
Removal tool

适用类型 For	型号 Type
40A 冷压针 Crimp contacts	TL06

HME-005 弹片型模块 Cage-clamp Module 400V 16A

插芯 Inserts

可与框架及其他所有模块产品组合使用
Combination with hinged frame and other modules possible.

技术参数 Technical Characteristics

规范	Specifications	
规范	Specifications	DIN EN 60 664 DIN EN 61 984
插芯	Inserts	
接插件针数	Number Of Contacts	5
依据 EN 61 984的电气数据	Electrical Data Acc. To EN 61 984	
−工作电流	−Rated Current	16A
−工作电压	−Rated Voltage	400V
−额定脉冲电压	−Rated Impulse Voltage	6kV
−污染程度	−Pollution Degree	3
依据UL的额定电压	Rated Voltage Acc. to UL	600V
绝缘电阻	Insulation Resistance	≥10^{10}Ω
材料	Material	聚碳酸酯 Polycarbonate
工作温度范围	Limiting Temperatures	−40℃...+125℃
依据UL 94的阻燃等级	Flammability Acc. to UI94	V0
可拔插次数	MecHKnical Working Life−mating Cycles	≥500
插针	Contacts	
材料	Material	铜合金 Copper Alloy
表面处理	Surface	镀银 Hard−silver Plated
接触电阻	Contact Resistance	≤3mΩ
弹片连接	Cage Clamp Termina	
− mm^2	− mm^2	0.14−2.5mm^2
−AWG	−AWG	26−14

电流负载能力 Current Carrying Capacity

电流负载能力所受的限制主要来自包含接插针的接插体可承受的最大温度
测试和控制过程依据 DIN EN 60512−5
The current carrying is limited by maximum temperature of materials for Inserts and contacts including terminals.
Measuring and testing techniques according to DINEN 60512−5

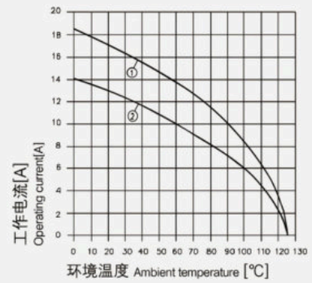

① 24 B外壳带6个模块，导线截面:2.5mm^2
② 24 B外壳带6个模块，导线截面:1.5mm^2
① 24 B hoods/housings with 6 modules, wire gauge:2.5mm^2
② 24 B hoods/housings with 6 modules, wire gauge:1.5mm^2

弹片连接 Cage−clamp

插芯 Inserts	型号 Type
公 Male	HME−005−MS
母 Female	HME−005−FS

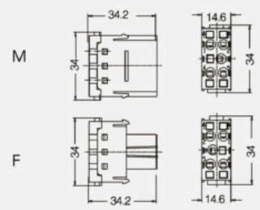

HME-006 冷压型模块 Crimp Module 500V 16A

插芯 Inserts

可与框架及其他所有模块产品组合使用
Combination with hinged frame and other modules possible.

技术参数 Technical Characteristics

规范	Specifications	
规范	Specifications	DIN EN 60 664 DIN EN 61 984
插芯	Inserts	
接插件针数	Number Of Contacts	6
依据 EN 61 984的电气数据	Electrical Data Acc. To EN 61 984	
−工作电流	−Rated Current	16A
−工作电压	−Rated Voltage	500V
−额定脉冲电压	−Rated Impulse Voltage	6kV
−污染程度	−Pollution Degree	3
依据UL/CSA的额定电压	Rated Voltage Acc. to UL/CSA	600V
绝缘电阻	Insulation Resistance	≥10^{10}Ω
材料	Material	聚碳酸酯 Polycarbonate
工作温度范围	Limiting Temperatures	−40℃...+125℃
依据UL 94的阻燃等级	Flammability Acc. to UL94	V0
可拔插次数	MecHKnical Working Life−mating Cycles	≥500
插针	Contacts	
材料	Material	铜合金 Copper Alloy
表面处理	Surface	镀银 Hard−silver Plated 镀金 Hard−gold Plated
接触电阻	Contact Resistance	≤1mΩ
冷压连接	Cage Clamp Termina	
− mm^2	− mm^2	0.14−4mm^2
−AWG	−AWG	26−12

电流负载能力 Current Carrying Capacity

电流负载能力所受的限制主要来自包含接插针的接插体可承受的最大温度
测试和控制过程依据 DIN EN 60512−5
The current carrying is limited by maximum temperature of materials for Inserts and contacts including terminals.
Measuring and testing techniques according to DINEN 60512−5

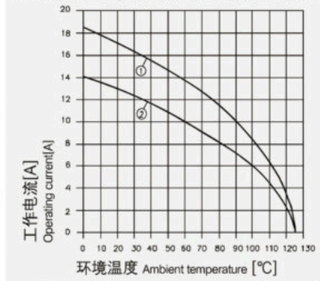

① 24 B外壳带6个模块，导线截面:2.5mm^2
② 24 B外壳带6个模块，导线截面:1.5mm^2
① 24 B hoods/housings with 6 modules, wire gauge:2.5mm^2
② 24 B hoods/housings with 6 modules, wire gauge:1.5mm^2

冷压连接 Crimp Terminal

插芯 Inserts	型号 Type	订货号 Part Number
公 Male	HME−006−MC	09140063001
母 Female	HME−006−FC	09140063101

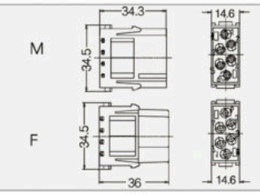

附件 Accessories

16A 冷压针 Crimp contacts

接触电阻Contact resistance ≤1mΩ
镀银 Silver plated

镀金 Gold plated

公 Male	母 Female
CESM−0.37	CESF−0.37
CESM−0.5	CESF−0.5
CESM−0.75	CESF−0.75
CESM−1.0	CESF−1.0
CESM−1.5	CESF−1.5
CESM−2.5	CESF−2.5
CESM−3.0	CESF−3.0
CESM−4.0	CESF−4.0
CEGM−0.37	CEGF−0.37
CEGM−0.5	CEGF−0.5
CEGM−0.75	CEGF−0.75
CEGM−1.0	CEGF−1.0
CEGM−1.5	CEGF−1.5
CEGM−2.5	CEGF−2.5
CEGM−4.0	CEGF−4.0

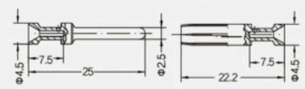

标示 Identification	线规 Wire gague		剥线长度 Stripping length
no groove	014−0.37mm^2	AWG 26−22	7.5mm
no groove	0.5mm^2	AWG 20	7.5mm
1 gr0ove	0.75mm^2	AWG 18	7.5mm
1 groove	1.mm^2	AWG 18	7.5mm
2 groove	1.5mm^2	AWG 16	7.5mm
3 groove	2.5mm^2	AWG 14	7.5mm
wide groove	3mm^2	AWG 12	7.5mm
no groove	4mm^2	AWG 12	7.5mm

工具 Tools

冷压钳
Crimping tool

退针器
Removal tool

压接线经 Wire gauge	型号 Type
0.5−4mm^2	TL02G

压接线径: 0.14−0.37mm^2请选择TL02冷压钳
Wire gauge: 0.14−0.37mm^2please select TL02 Crimping tool

适用类型 For	型号 Type
16A 冷压针 Crimp contacts	TL01

HVME-006 防护型模块 Protected Module 830V 16A

插芯 Inserts

可与框架及其他所有模块产品组合使用
Combination with hinged frame and other modules possible.

技术参数 Technical Characteristics

规范	Specifications	
规范	Specifications	DIN EN 60 664 DIN EN 61 984
插芯	Inserts	
接插件针数	Number Of Contacts	6
依据 EN 61 984的电气数据	Electrical Data Acc. To EN 61 984	
−工作电流	−Rated Current	16A
−工作电压	−Rated Voltage	830V
−额定脉冲电压	−Rated Impulse Voltage	8kV
−污染程度	−Pollution Degree	3
依据UL/CSA的额定电压	Rated Voltage Acc. to UL/CSA	600V
绝缘电阻	Insulation Resistance	≥10^{10}Ω
材料	Material	聚碳酸酯 Polycarbonate
工作温度范围	Limiting Temperatures	−40℃...+125℃
依据UL 94的阻燃等级	Flammability Acc. to UL94	V0
可拔插次数	MecHKnical Working Life−mating Cycles	≥500
插针	Contacts	
材料	Material	铜合金 Copper Alloy
表面处理	Surface	镀银 Hard−silver Plated 镀金 Hard−gold Plated
接触电阻	Contact Resistance	≤1mΩ
冷压连接	Cage Clamp Termina	
− mm^2	− mm^2	0.14−4mm^2
−AWG	−AWG	26−12

电流负载能力 Current Carrying Capacity
电流负载能力所受的限制主要来自包含接插针的接插体可承受的最大温度
测试和控制过程依据 DIN EN 60512−5
The current carrying is limited by maximum temperature of materials for Inserts and contacts including terminals.
Measuring and testing techniques according to DINEN 60512−5

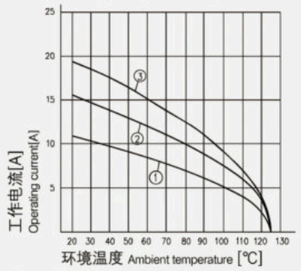

① 24 B外壳带6个模块，导线截面:1.5mm²
② 24 B外壳带6个模块，导线截面:2.5mm²
③ 24 B外壳带6个模块，导线截面:4.0mm²
① 24 B hoods/housings with 6 modules, wire gauge:1.5mm²
② 24 B hoods/housings with 6 modules, wire gauge:2.5mm²
③ 24 B hoods/housings with 6 modules, wire gauge:4.0mm²

冷压连接 Crimp Terminal

插芯 Inserts	型号 Type
公 Male	HVME−006−MC
母 Female	HVME−006−FC

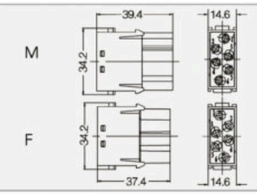

附件 Accessories

16A 冷压针 Crimp contacts

接触电阻Contact resistance ≤1mΩ
镀银 Silver plated

镀金 Gold plated

公 Male	母 Female
CESM−0.37	CESF−0.37
CESM−0.5	CESF−0.5
CESM−0.75	CESF−0.75
CESM−1.0	CESF−1.0
CESM−1.5	CESF−1.5
CESM−2.5	CESF−2.5
CESM−3.0	CESF−3.0
CESM−4.0	CESF−4.0
CEGM−0.37	CEGF−0.37
CEGM−0.5	CEGF−0.5
CEGM−0.75	CEGF−0.75
CEGM−1.0	CEGF−1.0
CEGM−1.5	CEGF−1.5
CEGM−2.5	CEGF−2.5
CEGM−4.0	CEGF−4.0

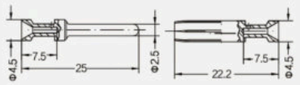

标示 Identification	线规 Wire gague		剥线长度 Stripping length
no groove	014−0.37mm^2	AWG 26−22	7.5mm
no groove	0.5mm^2	AWG 20	7.5mm
1 gr0ove	0.75mm^2	AWG 18	7.5mm
1 groove	1.mm^2	AWG 18	7.5mm
2 groove	1.5mm^2	AWG 16	7.5mm
3 groove	2.5mm^2	AWG 14	7.5mm
wide groove	3mm^2	AWG 12	7.5mm
no groove	4mm^2	AWG 12	7.5mm

工具 Tools

冷压钳
Crimping tool

退针器
Removal tool

压接线经 Wire gauge	型号 Type
0.5−4mm^2	TL02G

压接线径: 0.14−0.37mm²请选择TL02冷压钳
Wire gauge: 0.14−0.37mm²please select TL02 Crimping tool

适用类型 For	型号 Type
16A 冷压针 Crimp contacts	TL01

HMEE-008 冷压型模块 Crimp Module 400V 16A

插芯 Inserts

可与框架及其他所有模块产品组合使用
Combination with hinged frame and other modules possible.

技术参数 Technical Characteristics

规范	Specifications	
规范	Specifications	DIN EN 60 664 DIN EN 61 984
插芯	Inserts	
接插件针数	Number Of Contacts	8
依据 EN 61 984的电气数据	Electrical Data Acc. To EN 61 984	
−工作电流	−Rated Current	16A
−工作电压	−Rated Voltage	400V
−额定脉冲电压	−Rated Impulse Voltage	6kV
−污染程度	−Pollution Degree	3
依据UL/CSA的额定电压	Rated Voltage Acc. to UL/CSA	600V
绝缘电阻	Insulation Resistance	≥10^{10}Ω
材料	Material	聚碳酸酯 Polycarbonate
工作温度范围	Limiting Temperatures	−40℃...+125℃
依据UL 94的阻燃等级	Flammability Acc. to UL94	V0
可拔插次数	MecHKnical Working Life−mating Cycles	≥500
插针	Contacts	
材料	Material	铜合金 Copper Alloy
表面处理	Surface	镀银 Hard−silver Plated 镀金 Hard−gold Plated
接触电阻	Contact Resistance	≤1mΩ
冷压连接	Cage Clamp Termina	
− mm^2	− mm^2	0.14−4mm^2
−AWG	−AWG	26−12

电流负载能力 Current Carrying Capacity
电流负载能力所受的限制主要来自包含接插针的接插体可承受的最大温度
测试和控制过程依据 DIN EN 60512−5
The current carrying is limited by maximum temperature of materials for Inserts and contacts including terminals.
Measuring and testing techniques according to DINEN 60512−5

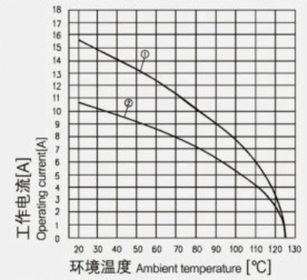

① 24 B外壳带6个模块，导线截面:2.5mm²
② 24 B外壳带6个模块，导线截面:1.5mm²
① 24 B hoods/housings with 6 modules, wire gauge:2.5mm²
② 24 B hoods/housings with 6 modules, wire gauge:1.5mm²

冷压连接 Crimp Terminal

插芯 Inserts	型号 Type
公 Male	HMEE−008−MC
母 Female	HMEE−008−FC

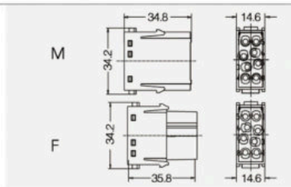

附件 Accessories

16A 冷压针 Crimp contacts

接触电阻Contact resistance ≤1mΩ
镀银 Silver plated

镀金 Gold plated

公 Male	母 Female
CESM−0.37	CESF−0.37
CESM−0.5	CESF−0.5
CESM−0.75	CESF−0.75
CESM−1.0	CESF−1.0
CESM−1.5	CESF−1.5
CESM−2.5	CESF−2.5
CESM−3.0	CESF−3.0
CESM−4.0	CESF−4.0
CEGM−0.37	CEGF−0.37
CEGM−0.5	CEGF−0.5
CEGM−0.75	CEGF−0.75
CEGM−1.0	CEGF−1.0
CEGM−1.5	CEGF−1.5
CEGM−2.5	CEGF−2.5
CEGM−4.0	CEGF−4.0

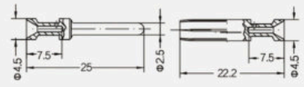

标示 Identification	线规 Wire gague		剥线长度 Stripping length
no groove	014−0.37mm^2	AWG 26−22	7.5mm
no groove	0.5mm^2	AWG 20	7.5mm
1 gr0ove	0.75mm^2	AWG 18	7.5mm
1 groove	1.mm^2	AWG 18	7.5mm
2 groove	1.5mm^2	AWG 16	7.5mm
3 groove	2.5mm^2	AWG 14	7.5mm
wide groove	3mm^2	AWG 12	7.5mm
no groove	4mm^2	AWG 12	7.5mm

工具 Tools

冷压钳
Crimping tool

退针器
Removal tool

压接线经 Wire gauge	型号 Type
0.5−4mm^2	TL02G

压接线径: 0.14−0.37mm²请选择TL02冷压钳
Wire gauge: 0.14−0.37mm²please select TL02 Crimping tool

适用类型 For	型号 Type
16A 冷压针 Crimp contacts	TL01

HMEE-008 快接模块 Quick Lock Module 400V 16A

插芯 Inserts

可与框架及其他所有模块产品组合使用
Combination with hinged frame and other modules possible.

技术参数 Technical Characteristics

规范	Specifications	
规范	Specifications	DIN EN 60 664 DIN EN 61 984
插芯	Inserts	
接插件针数	Number Of Contacts	8
依据 EN 61 984的电气数据	Electrical Data Acc. To EN 61 984	
–工作电流	–Rated Current	16A
–工作电压	–Rated Voltage	400V
–额定脉冲电压	–Rated Impulse Voltage	6kV
–污染程度	–Pollution Degree	3
依据UL/CSA的额定电压	Rated Voltage Acc. to UL/CSA	600V
绝缘电阻	Insulation Resistance	≥10^{10}Ω
材料	Material	聚碳酸酯 Polycarbonate
工作温度范围	Limiting Temperatures	–40℃...+125℃
依据UL 94的阻燃等级	Flammability Acc. to UL94	V0
可拔插次数	MecHKnical Working Life–mating Cycles	≥500
插针	Contacts	
材料	Material	铜合金 Copper Alloy
表面处理	Surface	镀银 Hard–silver Plated 镀金 Hard–gold Plated
接触电阻	Contact Resistance	≤3mΩ
线径范围		
– mm^2	– mm^2	0.5–4mm^2
–AWG	–AWG	20–12
带管型接线端子线径范围		
– mm^2	– mm^2	0.14–2.5mm^2
–AWG	–AWG	26–14
剥线长度		10±0.5mm

直插式弹片连接 Quick Lock Module

插芯 Inserts	型号 Type
公 Male	HMEE–008–MQ
母 Female	HMEE–008–FQ

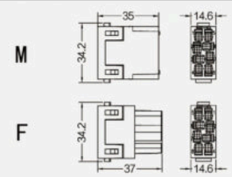

H2MEE-020 冷压型模块 Crimp Module 500V 16A

插芯 Inserts

可与框架及其他所有模块产品组合使用
Combination with hinged frame and other modules possible.

技术参数 Technical Characteristics

规范	Specifications	
规范	Specifications	DIN EN 60 664 DIN EN 61 984
插芯	Inserts	
接插件针数	Number Of Contacts	20
依据 EN 61 984的电气数据	Electrical Data Acc. To EN 61 984	
–工作电流	–Rated Current	16A
–工作电压	–Rated Voltage	500V
–额定脉冲电压	–Rated Impulse Voltage	6kV
–污染程度	–Pollution Degree	3
依据UL/CSA的额定电压	Rated Voltage Acc. to UL/CSA	600V
绝缘电阻	Insulation Resistance	≥10^{10}Ω
材料	Material	聚碳酸酯 Polycarbonate
工作温度范围	Limiting Temperatures	–40℃...+125℃
依据UL 94的阻燃等级	Flammability Acc. to UL94	V0
可拔插次数	MecHKnical Working Life–mating Cycles	≥500
插针	Contacts	
材料	Material	铜合金 Copper Alloy
表面处理	Surface	镀银 Hard–silver Plated 镀金 Hard–gold Plated
接触电阻	Contact Resistance	≤1mΩ
冷压连接	Cage Clamp Termina	
– mm^2	– mm^2	0.14–4mm^2
–AWG	–AWG	26–12

电流负载能力 Current Carrying Capacity

电流负载能力所受的限制主要来自包含接插针的接插体可承受的最大温度
测试和控制过程依据 DIN EN 60512–5
The current carrying is limited by maximum temperature of materials for Inserts and contacts including terminals.
Measuring and testing techniques according to DINEN 60512–5

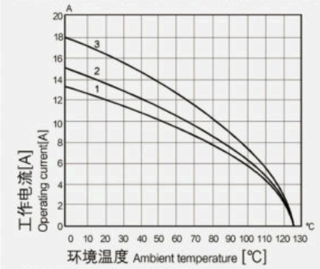

① 24 B外壳带3个模块，导线截面:1.5mm²
② 24 B外壳带3个模块，导线截面:2.5mm²
③ 24 B外壳带3个模块，导线截面:4.0mm²
① 24 B hoods/housings with 3 modules, wire gauge:1.5mm²
② 24 B hoods/housings with 3 modules, wire gauge:2.5mm²
③ 24 B hoods/housings with 3 modules, wire gauge:4.0mm²

冷压连接 Crimp Terminal

插芯 Inserts	型号 Type
公 Male	H2MEE–020–MC
母 Female	H2MEE–020–FC

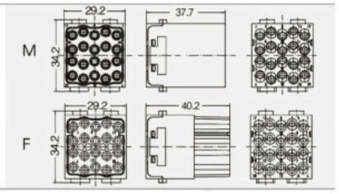

附件 Accessories

16A 冷压针 Crimp contacts

接触电阻Contact resistance ≤1mΩ
镀银 Silver plated

镀金 Gold plated

公 Male	母 Female
CESM–0.37	CESF–0.37
CESM–0.5	CESF–0.5
CESM–0.75	CESF–0.75
CESM–1.0	CESF–1.0
CESM–1.5	CESF–1.5
CESM–2.5	CESF–2.5
CESM–3.0	CESF–3.0
CESM–4.0	CESF–4.0
CEGM–0.37	CEGF–0.37
CEGM–0.5	CEGF–0.5
CEGM–0.75	CEGF–0.75
CEGM–1.0	CEGF–1.0
CEGM–1.5	CEGF–1.5
CEGM–2.5	CEGF–2.5
CEGM–4.0	CEGF–4.0

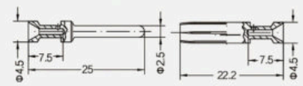

M F

标示 Identification	线规 Wire gague		剥线长度 Stripping length
no groove	014–0.37mm^2	AWG 26–22	7.5mm
no groove	0.5mm^2	AWG 20	7.5mm
1 gr0ove	0.75mm^2	AWG 18	7.5mm
1 groove	1.mm^2	AWG 18	7.5mm
2 groove	1.5mm^2	AWG 16	7.5mm
3 groove	2.5mm^2	AWG 14	7.5mm
wide groove	3mm^2	AWG 12	7.5mm
no groove	4mm^2	AWG 12	7.5mm

工具 Tools

冷压钳
Crimping tool

退针器
Removal tool

压接线经 Wire gauge	型号 Type
0.5–4mm^2	TL02G

压接线径: 0.14–0.37mm²请选择TL02冷压钳
Wire gauge: 0.14–0.37mm²please select TL02 Crimping tool

适用类型 For	型号 Type
16A 冷压针 Crimp contacts	TL01

HMD-012 冷压型模块 Crimp Module 250V 10A

插芯 Inserts

可与框架及其他所有模块产品组合使用
Combination with hinged frame and other modules possible.

技术参数 Technical Characteristics

规范	Specifications	
规范	Specifications	DIN EN 60 664 DIN EN 61 984
插芯	Inserts	
接插件针数	Number Of Contacts	12
依据 EN 61 984的电气数据	Electrical Data Acc. To EN 61 984	
−工作电流	−Rated Current	10A
−工作电压	−Rated Voltage	250V
−额定脉冲电压	−Rated Impulse Voltage	4kV
−污染程度	−Pollution Degree	3
依据UL/CSA的额定电压	Rated Voltage Acc. to UL/CSA	600V
绝缘电阻	Insulation Resistance	≥10^{10}Ω
材料	Material	聚碳酸酯 Polycarbonate
工作温度范围	Limiting Temperatures	−40℃...+125℃
依据UL 94的阻燃等级	Flammability Acc. to UL94	V0
可拔插次数	MecHKnical Working Life−mating Cycles	≥500
插针	Contacts	
材料	Material	铜合金 Copper Alloy
表面处理	Surface	镀银 Hard−silver Plated 镀金 Hard−gold Plated
接触电阻	Contact Resistance	≤3mΩ
冷压连接	Cage Clamp Termina	
− mm^2	− mm^2	0.14−2.5mm^2
−AWG	−AWG	26−14

电流负载能力 Current Carrying Capacity

电流负载能力所受的限制主要来自包含接插针的接插体可承受的最大温度
测试和控制过程依据 DIN EN 60512−5

The current carrying is limited by maximum temperature of materials for Inserts and contacts including terminals.
Measuring and testing techniques according to DINEN 60512−5

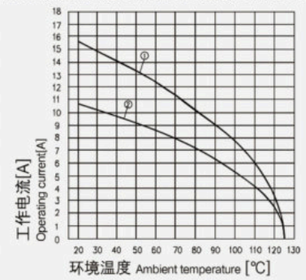

① 24 B外壳带6个模块，导线截面:2.5mm^2
② 24 B外壳带6个模块，导线截面:1.5mm^2
① 24 B hoods/housings with 6 modules, wire gauge:2.5mm^2
② 24 B hoods/housings with 6 modules, wire gauge:1.5mm^2

冷压连接 Crimp Terminal

插芯 Inserts	型号 Type
公 Male	HMD−012−MC
母 Female	HMD−012−FC

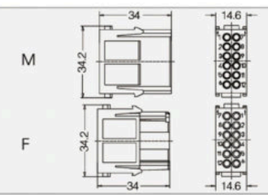

附件 Accessories

10A 冷压针 Crimp contacts

接触电阻Contact resistance ≤3mΩ

镀银 Silver plated	公 Male	母 Female
	CDSM−0.37	CDSF−0.37
	CDSM−0.5	CDSF−0.5
	CDSM−0.75	CDSF−0.75
	CDSM−1.0	CDSF−1.0
	CDSM−1.5	CDSF−1.5
	CDSM−2.5	CDSF−2.5
镀金 Gold plated	CDGM−0.37	CDGF−0.37
	CDGM−0.5	CDGF−0.5
	CDGM−0.75	CDGF−0.75
	CDGM−1.0	CDGF−1.0
	CDGM−1.5	CDGF−1.5
	CDGM−2.5	CDGF−2.5

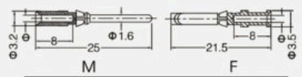

线规 Wire gague		Φ	剥线长度 Stripping length
0.14−0.37 mm^2	AWG 26−22	0.9	8 mm
0.5 mm^2	AWG 20	1.1	8 mm
0.75 mm^2	AWG 18	1.3	8 mm
1 mm^2	AWG 18	1.45	8 mm
1.5 mm^2	AWG 16	1.75	8 mm
2.5 mm^2	AWG 14	2.25	6 mm

工具 Tools

冷压钳
Crimping tool

压接线经 Wire gauge	型号 Type
0.14−4mm^2	TL02G

退针器
Removal tool

适用类型 For	型号 Type
10A 冷压针 Crimp contacts	TL00

HMD-012 快接模块 Quick Lock Module 250V 10A

插芯 Inserts

可与框架及其他所有模块产品组合使用
Combination with hinged frame and other modules possible.

技术参数 Technical Characteristics

规范	Specifications	
规范	Specifications	DIN EN 60 664 DIN EN 61 984
插芯	Inserts	
接插件针数	Number Of Contacts	12
依据 EN 61 984的电气数据	Electrical Data Acc. To EN 61 984	
−工作电流	−Rated Current	10A
−工作电压	−Rated Voltage	250V
−额定脉冲电压	−Rated Impulse Voltage	4kV
−污染程度	−Pollution Degree	3
依据UL/CSA的额定电压	Rated Voltage Acc. to UL/CSA	250V
绝缘电阻	Insulation Resistance	≥10^{10}Ω
材料	Material	聚碳酸酯 Polycarbonate
工作温度范围	Limiting Temperatures	−40℃...+125℃
依据UL 94的阻燃等级	Flammability Acc. to UL94	V0
可拔插次数	MecHKnical Working Life−mating Cycles	≥500
插针	Contacts	
材料	Material	铜合金 Copper Alloy
表面处理	Surface	镀银 Hard−silver Plated
接触电阻	Contact Resistance	≤3mΩ
线径范围		
− mm^2	− mm^2	0.5−2.5mm^2
−AWG	−AWG	20−14
带管型接线端子线径范围		
− mm^2		0.14−1.5mm^2
−AWG		26−16
剥线长度		10−12mm

直插式弹片连接 Quick Lock Module

插芯 Inserts	型号 Type	订货号 Part Number
公 Male	HMD−012−MQ	09140125010
母 Female	HMD−012−FQ	09140125001

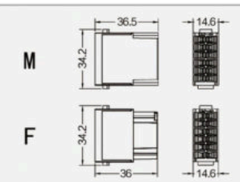

HMDD-017 冷压型模块 Crimp Module 160V 10A

插芯 Inserts

可与框架及其他所有模块产品组合使用
Combination with hinged frame and other modules possible.

技术参数 Technical Characteristics

规范	Specifications	
规范	Specifications	DIN EN 60 664 DIN EN 61 984
插芯	Inserts	
接插件针数	Number Of Contacts	17
依据 EN 61 984的电气数据	Electrical Data Acc. To EN 61 984	
−工作电流	−Rated Current	10A
−工作电压	−Rated Voltage	160V
−额定脉冲电压	−Rated Impulse Voltage	2.5kV
−污染程度	−Pollution Degree	3
依据UL/CSA的额定电压	Rated Voltage Acc. to UL/CSA	250V
绝缘电阻	Insulation Resistance	≥10^{10}Ω
材料	Material	聚碳酸酯 Polycarbonate
工作温度范围	Limiting Temperatures	−40℃...+125℃
依据UL 94的阻燃等级	Flammability Acc. to UL94	V0
可拔插次数	MecHKnical Working Life−mating Cycles	≥500
插针	Contacts	
材料	Material	铜合金 Copper Alloy
表面处理	Surface	镀银 Hard−silver Plated 镀金 Hard−gold Plated
接触电阻	Contact Resistance	≤3mΩ
冷压连接	Cage Clamp Termina	
− mm^2	− mm^2	0.14−2.5mm^2
−AWG	−AWG	26−14

电流负载能力 Current Carrying Capacity

电流负载能力所受的限制主要来自包含接插针的接插体可承受的最大温度
测试和控制过程依据 DIN EN 60512−5
The current carrying is limited by maximum temperature of materials for Inserts and contacts including terminals.
Measuring and testing techniques according to DINEN 60512−5

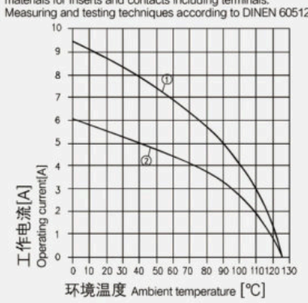

① 24 B外壳带6个模块，导线截面:1.5mm^2
② 24 B外壳带6个模块，导线截面:1.0mm^2
① 24 B hoods/housings with 6 modules, wire gauge:1.5mm^2
② 24 B hoods/housings with 6 modules, wire gauge:1.0mm^2

冷压连接 Crimp Terminal

插芯 Inserts	型号 Type
公 Male	HMDD−017−MC
母 Female	HMDD−017−FC

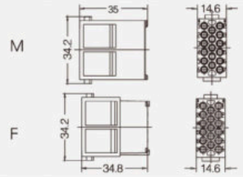

附件 Accessories

10A 冷压针 Crimp contacts

接触电阻Contact resistance ≤3mΩ
镀银 Silver plated

镀金 Gold plated

公 Male	母 Female
CDSM−0.37	CDSF−0.37
CDSM−0.5	CDSF−0.5
CDSM−0.75	CDSF−0.75
CDSM−1.0	CDSF−1.0
CDSM−1.5	CDSF−1.5
CDSM−2.5	CDSF−2.5
CDGM−0.37	CDGF−0.37
CDGM−0.5	CDGF−0.5
CDGM−0.75	CDGF−0.75
CDGM−1.0	CDGF−1.0
CDGM−1.5	CDGF−1.5
CDGM−2.5	CDGF−2.5

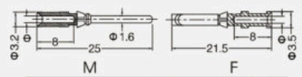

线规 Wire gague		Φ	剥线长度 Stripping length
0.14−0.37 mm^2	AWG 26−22	0.9	8 mm
0.5 mm^2	AWG 20	1.1	8 mm
0.75 mm^2	AWG 18	1.3	8 mm
1 mm^2	AWG 18	1.45	8 mm
1.5 mm^2	AWG 16	1.75	8 mm
2.5 mm^2	AWG 14	2.25	6 mm

工具 Tools

冷压钳
Crimping tool

压接线经 Wire gauge	型号 Type
0.14−4mm^2	TL02G

退针器
Removal tool

适用类型 For	型号 Type
10A 冷压针 Crimp contacts	TL00

HMDS-009 D-Sub模块 Module 50V 5A

插芯 Inserts

可与框架及其他所有模块产品组合使用
Combination with hinged frame and other modules possible.

技术参数 Technical Characteristics

规范	Specifications	
规范	Specifications	DIN EN 60 664 DIN EN 61 984
插芯	Inserts	
接插件针数	Number Of Contacts	9
依据 EN 61 984的电气数据	Electrical Data Acc. To EN 61 984	
−工作电流	−Rated Current	5A
−工作电压	−Rated Voltage	50V
−额定脉冲电压	−Rated Impulse Voltage	0.8kV
−污染程度	−Pollution Degree	3
绝缘电阻	Insulation Resistance	≥10^{10}Ω
材料	Material	聚碳酸酯 Polycarbonate
工作温度范围	Limiting Temperatures	−40℃...+125℃
依据UL 94的阻燃等级	Flammability Acc. to UL94	V0
可拔插次数	MecHKnical Working Life−mating Cycles	≥500
插针	Contacts	
材料	Material	铜合金 Copper Alloy
表面处理	Surface	镀银 Hard−silver Plated 镀金 Hard−gold Plated
接触电阻	Contact Resistance	≤3mΩ
冷压连接	Cage Clamp Termina	
− mm^2	− mm^2	0.09−0.82mm^2
−AWG	−AWG	28−18

冷压连接 Crimp Terminal

插芯 Inserts	型号 Type
公 Male	HMDS−009−MC
母 Female	HMDS−009−FC

D−Sub 模块 接一条线

公 Male	HMDS/2.1−009−MC
母 Female	HMDS/2.1−009−FC

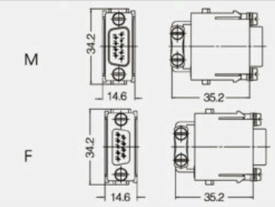

附件 Accessories

5A 冷压针 Crimp contacts

接触电阻Contact resistance ≤3mΩ
镀银 Silver plated

镀金 Gold plated

公 Male	母 Female
CSSM−0.25	CSSF−0.25
CSSM−0.33	CSSF−0.33
CSSM−0.52	CSSF−0.52
CSSM−0.82	CSSF−0.82
CSGM−0.25	CSGF−0.25
CSGM−0.33	CSGF−0.33
CSGM−0.52	CSGF−0.52
CSGM−0.82	CSGF−0.82

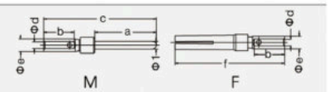

a	b	c	d	e	f
8.23	4.2	14.0	1.35	1.75	13.6
8.10	4.0	14.8	1.12	1.66	14.4
8.10	4.0	14.8	0.90	1.66	14.4
8.10	4.0	14.8	0.64	1.66	14.4

线规 Wire gague		剥线长度 Stripping length
0.09−0.21 mm^2	AWG 28−24	5 mm
0.13−0.33 mm^2	AWG 26−22	5 mm
0.33−0.52 mm^2	AWG 22−20	5 mm
0.33−0.82 mm^2	AWG 22−18	5 mm

工具 Tools

冷压钳
Crimping tool

压接线经 Wire gauge	型号 Type
0.09−0.82mm^2	TL03

退针器
Removal tool

适用类型 For	型号 Type
5A 冷压针 Crimp contacts	TL08

HMDS-025 高密度型模块 50V 4A

插芯 Inserts

可与框架及其他所有模块产品组合使用
Combination with hinged frame and other modules possible.

技术参数 Technical Characteristics

规范	Specifications	
规范	Specifications	DIN EN 60 664 DIN EN 61 984
插芯	Inserts	
接插件针数	Number Of Contacts	25
依据 EN 61 984的电气数据	Electrical Data Acc. To EN 61 984	
−工作电流	−Rated Current	4A
−工作电压	−Rated Voltage	50V
−额定脉冲电压	−Rated Impulse Voltage	0.8kV
−污染程度	−Pollution Degree	3
绝缘电阻	Insulation Resistance	⩾10^{10}Ω
材料	Material	聚碳酸酯 Polycarbonate
工作温度范围	Limiting Temperatures	−40℃...+125℃
依据UL 94的阻燃等级	Flammability Acc. to UL94	V0
可拔插次数	MecHKnical Working Life−mating Cycles	⩾500
插针	Contacts	
材料	Material	铜合金 Copper Alloy
表面处理	Surface	镀银 Hard−silver Plated 镀金 Hard−gold Plated
接触电阻	Contact Resistance	⩽3mΩ
冷压连接	Cage Clamp Termina	
− mm^2	− mm^2	0.09−0.52mm^2
−AWG	−AWG	28−20

电流负载能力 Current Carrying Capacity

电流负载能力所受的限制主要来自包含接插针的接插体可承受的最大温度
测试和控制过程依据 DIN EN 60512−5
The current carrying is limited by maximum temperature of materials for Inserts and contacts including terminals.
Measuring and testing techniques according to DINEN 60512−5

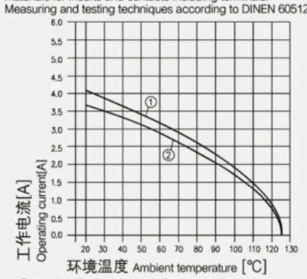

① 24B外壳带6个模块，导线截面:0.5mm² (车削针)
② 24B外壳带6个模块，导线截面:0.5mm² (冲压针)
① 24 B hoods/housings with 6 modules, wire gauge:1.5mm² (turned contacts)
② 24 B hoods/housings with 6 modules, wire gauge:1.0mm² (stamped contacts)

冷压连接 Crimp Terminal

插芯 Inserts	型号 Type
公 Male	HMDS−025−MC
母 Female	HMDS−025−FC

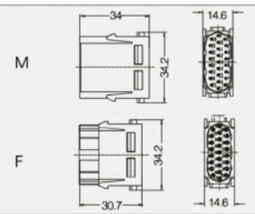

附件 Accessories

5A

接触电阻Contact resistance ⩽3mΩ
镀银 Silver plated

镀金 Gold plated

公 Male	母 Female
CSSM−0.25	CSSF−0.25
CSSM−0.33	CSSF−0.33
CSSM−0.52	CSSF−0.52
CSGM−0.25	CSGF−0.25
CSGM−0.33	CSGF−0.33
CSGM−0.52	CSGF−0.52

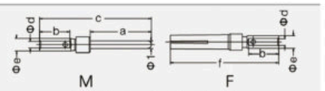

a	b	c	d	e	f
8.23	4.2	14.0	1.35	1.75	13.6
8.10	4.0	14.8	1.12	1.66	14.4
8.10	4.0	14.8	0.90	1.66	14.4
8.10	4.0	14.8	0.64	1.66	14.4

线规 Wire gague		剥线长度 Stripping length
0.09−0.21 mm^2	AWG 28−24	5 mm
0.13−0.33 mm^2	AWG 26−22	5 mm
0.33−0.52 mm^2	AWG 22−20	5 mm

工具 Tools

冷压钳 Crimping tool

压接线经 Wire gauge	型号 Type
0.09−0.82mm^2	TL03

退针器 Removal tool

适用类型 For	型号 Type
5A 冷压针 Crimp contacts	TL08

H2MDD-042冷压型模块 Crimp module 150V 10A

插芯 Inserts

可与框架及其他所有模块产品组合使用
Combination with hinged frame and other modules possible.

技术参数 Technical Characteristics

规范	Specifications	
规范	Specifications	DIN EN 60 664 DIN EN 61 984
插芯	Inserts	
接插件针数	Number of contacts	42
依据 EN 61 984 的电气数据	Electrical dataacc. to EN 61 984	
−额定电流	−Rated current	10A
−额定电压	−Rated voltage	150V
−额定脉冲电压	−Rated impulse voltage	2.5kV
−污染程度	−Pollution degree	3
依据UL的额定电压	Rated voltage acc. to UL	250V
绝缘电阻	Insulation resistance	⩾10^{10}Ω
材料	Material	聚碳酸酯
工作温度范围	Limiting temperatures	−40℃...+125℃
依据UL 94 的阻燃等级	Flammability acc. to UL 94	V0
可拔插次数	Mechanical working life − mating cycles	⩾500
插针		
材料	Material	铜合金
表面处理	Surface	镀银 镀金
接触电阻	Contact resistance	
冷压连接	Crimp terminal	⩽3mΩ
−mm^2	−mm^2	0.14−2.5mm^2
−AWG	−AWG	26−14

冷压连接 冷压针需另外订购 Crimp terminal

插芯 Inserts	型号 Type
公 Male	H2MDD−042−MC
母 Female	H2MDD−042−FC

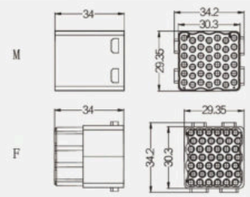

附件 Accessories

10A 冷压针 Crimp contacts

接触电阻Contact resistance ⩽3mΩ
镀银 Silver plated

镀金 Gold plated

公 Male	母 Female
CDSM−0.37	CDSF−0.37
CDSM−0.5	CDSF−0.5
CDSM−0.75	CDSF−0.75
CDSM−1.0	CDSF−1.0
CDSM−1.5	CDSF−1.5
CDSM−2.5	CDSF−2.5
CDGM−0.37	CDGF−0.37
CDGM−0.5	CDGF−0.5
CDGM−0.75	CDGF−0.75
CDGM−1.0	CDGF−1.0
CDGM−1.5	CDGF−1.5
CDGM−2.5	CDGF−2.5

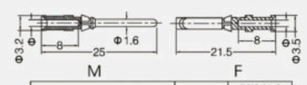

线规 Wire gague		Φ	剥线长度 Stripping length
0.14−0.37 mm^2	AWG 26−22	0.9	8 mm
0.5 mm^2	AWG 20	1.1	8 mm
0.75 mm^2	AWG 18	1.3	8 mm
1 mm^2	AWG 18	1.45	8 mm
1.5 mm^2	AWG 16	1.75	8 mm
2.5 mm^2	AWG 14	2.25	6 mm

工具 Tools

冷压钳
Crimping tool

压接线经 Wire gauge	型号 Type
0.14−4mm^2	TL02G

退针器
Removal tool

适用类型 For	型号 Type
10A 冷压针 Crimp contacts	TL00

HM-RJ45 模块 Module 50V 5A

插芯 Inserts

可与框架及其他所有模块产品组合使用
Combination with hinged frame and other modules possible.

技术参数 Technical Characteristics

规范	Specifications	
规范	Specifications	DIN EN 60 664 DIN EN 61 984
插芯	Inserts	
接插件针数	Number of contacts	8
依据 EN 61 984 的电气数据	Electrical dataacc. to EN 61 984	
−额定电流	−Rated current	1A
−额定电压	−Rated voltage	50V
−额定脉冲电压	−Rated impulse voltage	0.8kV
−污染程度	−Pollution degree	3
依据UL的额定电压	Rated voltage acc. to UL	< 30 V
传输特性	Transmission features	Category 6 /Class E up to 500 MHz; acc. to ISO/IEC 11 801:2002 and EN 50 173−1
传输速率	Transmission rate	10/100/1000 Mbit/s
绝缘电阻	Insulation resistance	$\geqslant 10^{10}\Omega$
材料	Material	聚碳酸酯polycarbonate
工作温度范围	Limiting temperatures	−40℃...+85℃
依据UL 94 的阻燃等级	Flammability acc. to UL 94	V0
可拔插次数	Mechanical working life − mating cycle	≥500

插芯 用于接缆线 Inserts for patch cable

插芯 Inserts	型号 Type
公 Male	HM−RJ45−M
母 Female	HM−RJ45−F

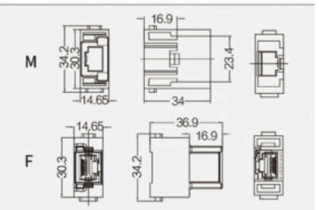

适配器 Adapter

描述 Inserts	型号 Type
与公插芯搭配 go with male insert	HM−RJ45−APT
仅用于标准电缆接线 for standard cable	

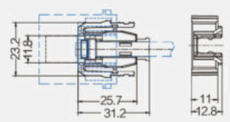

RJ45与H3A 外壳组合 Crimp module 125V AC 1.5A

插芯 Inserts

技术参数 Technical Characteristics

规范	Specifications	
规范	Specifications	DIN EN 60 664 DIN EN 61 984
插芯	Inserts	
接插件针数	Number of contacts	8
传输特性		5类网线可达100MHz 依据ISO/IEC 11 801；2002，EN 50 173−1
传输速度		10/100 Mbit/s,Gbit/s
屏蔽		360度全屏蔽接触
电线终端		通过刺穿触头
工作温度范围		−40℃...+70℃
可插拔次数		≥500
外壳		外壳
材料		锌合金，喷涂RAL7037
防护等级		IP65

H3A RJ45 顶出线 含电缆接头

插芯 Inserts	型号 Type
公 Male	H3A−TE/S−2B−PG11−RJ45/M
	H3A−TE/S−2B−M20−RJ45/M
母 Female	H3A−BK−1L−RJ45/F
	H3A−BK−1L−MCV−RJ45/F

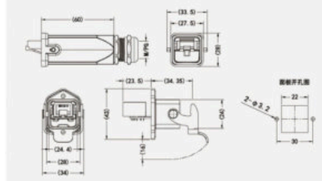

H3A RJ45 侧出线 含电缆接头

插芯 Inserts	型号 Type
公 Male	H3A−SE/S−2B−PG11−RJ45/M
	H3A−SE/S−2B−M20−RJ45/M

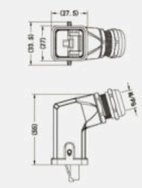

H3A-RJ45 产品结构特征及装配说明

产品功能特点:

①.可兼容市面上常规的屏蔽CAT5 RJ45 接头;
②.该适配器带有编码销，起到编码作用。

创新之处:

①.公适配器1凸台与普通屏蔽 RJ45 接头网线凹槽相配合定位;
②.公适配器带有固定线凹槽，固定网线;
③.公适配器1与公适配器2的采用卡勾配合;
④.该适配器带有编码销，起到编码作用。

装配说明:

第一步,把网线一端穿过电缆接头，剥好芯线理直(长度约 15mm);
第二步.用网线压线钳压好水晶头;
第三步，把压好网线的水晶头装入适配器;
第四步.用螺丝刀拧紧插体螺丝(扭矩0.5N.M)，用扳手旋紧电缆接头;
根据需求，可配用编码销，需注意上下壳对插，编码销安装方向;
第五步，扣上锁扣，完成安装。



HMP-002 气动模块 Pneumatic Module

插芯 Inserts

可与框架及其他所有模块产品组合使用
Combination with hinged frame and other modules possible.

技术参数 Technical Characteristics

规范	Specifications	
规范	Specifications	DIN EN 60 664 DIN EN 61 984
插芯	Inserts	
接插件针数	Number Of Contacts	2
材料	Material	聚碳酸酯 Polycarbonate
工作温度范围	Limiting Temperatures	−40℃...+80℃
依据UL 94的阻燃等级	Flammability Acc. To Ul94	V0
可拔插次数	Mechknical Working Life−mating Cycles	≥500
插针	Contacts	
材料	Material	聚甲醛 Delrin Acetal
颜色	Colour	黑色black
软管连接	Tube Termination−	
−内径	Internal Diameter (id)	6.0mm/1/4"
工作压力	Working Pressure	最大(Up To) 8 Bar/116 Psi
密封圈	Sealing	
−材料	−Material	丁晴橡胶 Buna−n
闭锁阀	Shut Off Valve	
−材料	−Material	聚丙烯 Polypropylen

气动模块 Pneumatic Module

描述 Description	型号 Type
	HMP−002

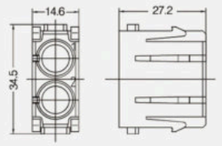

附件 Accessories

针 用于软管内径(ID) For Tubeinternal DiameterID)

描述 Description	类别 Category	ID	型号 Type
无锁止 Without Shut Off	公 Male	6.0mm	PCM−6.0
无锁止 Without Shut Off	母 Female	6.0mm	PCF−6.0

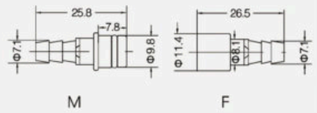

针 用于软管内径(ID) For Tubeinternal DiameterID)

描述 Description	类别 Category	ID	型号 Type
带锁止 With Shut Off	母 Female	6.0mm	PCFS−6.0

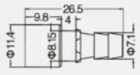

插芯 Inserts

可与框架及其他所有模块产品组合使用
Combination with hinged frame and other modules possible.

技术参数 Technical Characteristics

规范	Specifications	
规范	Specifications	DIN EN 60 664 DIN EN 61 984
插芯	Inserts	
接插件针数	Number Of Contacts	3
材料	Material	聚碳酸酯 Polycarbonate
工作温度范围	Limiting Temperatures	−40℃...+80℃
依据UL 94的阻燃等级	Flammability Acc. To Ul94	V0
可拔插次数	Mechknical Working Life−mating Cycles	≥500
插针	Contacts	
材料	Material	聚甲醛 Delrin Acetal
颜色	Colour	黑色black
软管连接	Tube Termination	
−内径	− Internal Diameter (id)	1.6mm/1/16 " 3mm 4mm/1/8 "
工作压力	Working Pressure	最大(Up To) 8 Bar/116 Psi
密封圈	Sealing	
−材料	−Material	丁晴橡胶 Buna−n
闭锁阀	Shut Off Valve	
−材料	−Material	聚丙烯 Polypropylen

气动模块 Pneumatic Module

描述 Description	型号 Type
	HMP−003

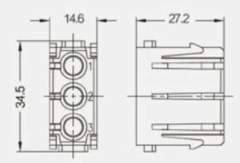

附件 Accessories

针 用于软管内径(ID) For Tubeinternal DiameterID)

描述 Description	类别 Category	ID	型号 Type
无锁止 Without Shut Off	公 Male	1.6mm	PCM−1.6
		3.0mm	PCM−3.0
		4.0mm	PCM−4.0
无锁止 Without Shut Off	母 Female	1.6mm	PCF−1.6
		3.0mm	PCF−3.0
		4.0mm	PCF−4.0

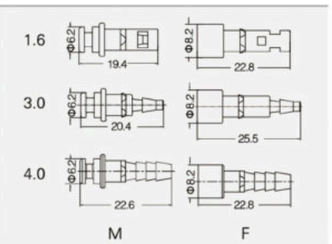

针 用于软管内径(ID) For Tubeinternal DiameterID)

描述 Description	类别 Category	ID	型号 Type
带锁止 With Shut Off	母 Female	1.6mm	PCFS−1.6
		3.0mm	PCFS−3.0
		4.0mm	PCFS−4.0

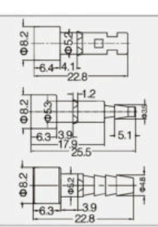

技术参数 Technical Characteristics

规范	Specifications	
规范	Specifications	DIN EN 60 664 DIN EN 61 984
插芯	Inserts	
接插件针数	Number of contacts	1.2
绝缘电阻	Insulation resistance	≥10^{10}Ω
材料	Material	聚碳酸酯 Polycarbonate
工作温度范围	Limiting temperatures	−40℃...+80℃
依据UL 94的阻燃等级	Flammability acc. to UL 94	V0
可拔插次数		≥500
Q−Coax针	Q−Coax contacts	
针数	Number of contacts	
−Q−Coax	− Q−Coax	4+屏蔽
−高密度Q−Coax	− High Density Q−Coax	8+屏蔽
依据 EN 61 984的电气数据	Electrical data acc. to EN 61 984	
−Q−Coax	− Q−Coax	10A 50V 0.8kV 3
−高密度Q−Coax	− High Density Q−Coax	5A 50V 0.8kV 3
额定电流	Rated current	10/5A
额定电压	Rated voltage	50V
额定脉冲电压	Rated impulse voltage	0.8kV
污染程度	Pollution degree	3
材料	Material	
−绝缘体	− Insulator	聚碳酸酯
−外导体	− Outer conductor	锌合金
接触电阻	Contact resistance	≤4mΩ
工作温度范围	Limiting temperatures	−40℃...+80℃
依据UL94的阻燃等级	Flammability acc. to UL 94	V0
外导体表面	Outer surface finish	镍
电缆直径	Cable diameter	3−9.5mm
D−Sub冷压针（5A）	D−Sub crimp contacts(5A)	
材料	Material	铜合金
表面处理	Surface	镀金
接触电阻	Contact resistance	≤3mΩ
冷压连接	Crimp terminal	
−mm^2	−mm^2	0.09−0.52mm^2
−AWG	−AWG	28−20
D型针（10A）	D contacts(10A)	
材料	Material	银合金
表面处理	Surface	镀金
接触电阻	Contact resistance	≤3mΩ
冷压连接	Crimp terminal	
−mm^2	−mm^2	0.14−2.5mm^2
−AWG	−AWG	26−14

特征 Features

模块化结构

插入外壳不会造成屏蔽中断

屏蔽传导与外壳电势无关

仅当装入Q−Coax模块,Q−Coax针的插入才具极性

便于传输极灵敏信号(总线信号)

Shielding bus separate from housing potential
Perfect for transmission of sensitive signals
The four pole Q−Coax contact is suitable for Ethernet Cat. 5e and PROFIBUS when diagonally wiring of the data pairs.

Q-Coax 插体使用说明 Assembly instructions

1.剥除电缆护皮和屏蔽层

2.将线压接到D型冷压针上

3.将压好线的D型针插入到绝缘芯子内，直到卡紧为止。

4.将已经安装好的芯子顺着卡位槽的方向装入到带屏蔽功能的金属外壳内.

5.用电缆卡箍把屏蔽电缆固定起来(小卡箍3-6mm，大卡箍6-9.5mm)

6.检查电缆线。

7.合上金属外壳的盖子，并将其插入到相应腹腔的Q-Coax芯体内。

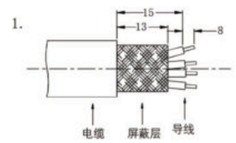



1. Strip cable acc. to drawing 1 and fold the shielding over the cable.

2. Crimp Dcontacts onto the wires.

3. Insert D contacts into corresponding cavaties of insulator until they are snapped in.

4. Fit the insert including the cable into the opened shielded bushing. The coding pin of the shielded bushing has to meet the groove of the insulator.

5. Clamp the tilt over the shielding onto the cable by means of the special clamp (small opening for cablediameter of 3 – 6 mm, large opening for cable diameter of 6 – 9.5 mm).

6. Check the wiring.

7. Close the shielded bushing with the cover and insert it into the corresponding cavity of the Quintax Module as usual.

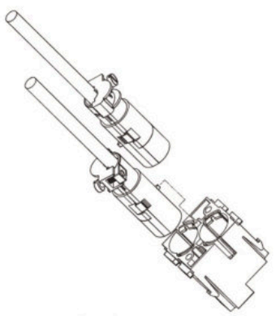

Step 1

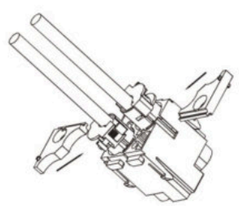

Step 2

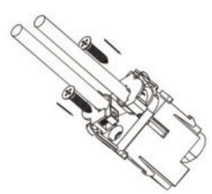

Step 3

H2M-002-M/F 安装说明

第一步：将已装好Coax 的芯子 装入 H2M-002-M/F 的插体内。 装入过程中，须将Coax 插芯外壳上的 “三角定位建” 对准 H2M-002-M/F 插体上的“定位槽”，依此导向装入.听到“咔哒”一声，即装配到位，也就是卡勾卡住Coax 的台阶面。

第二步：将适配器 APT-H2MQ 一对，依箭头方向，横向装入H2M-002-M/F 与 Coax 芯子的固定台阶面。如图2

第三步：将适配器固定螺丝锁上，至此H2M-002-M/F 模块的安装完成。

第四步：将安装好的H2M-002-M/F 模块安装于模块框架上，

Installation instruction of H2M-002-M/F

Step 1: slug of Coax that has been installed will be installed in the plug of H2M-002-M/F. “triangulation positioning key” onthe housing of Coax mortise must be directed at the “positioning slot” on the plug of H2M-002-M/F in the installation process. In addition, assembly is completed if “click” is heard. Namely, step surface of Coax has been stuck by the card hook.

Step 2: a pair of APT-H2MQ adapter will be horizontally installed at the fixed step surface of H2M-002-M/F and Coax slug as pe the arrow direction. Refer to the figure 2.

Step 3: the adapter will be fixed with the screw lock, which me ans that H2M-002-M/F module has been installed.

Q-Coax 电磁屏蔽模块 Electromagnetic screening module

装配说明详见P9-32 Assembly instructions see

可与框架及其他所有模块产品组合使用
Combination with hinged frame and other modules possible.

冷压连接 Hoods, side entry

插芯 Insert	型号 Type
公 Male	H2M-002-M
母 Female	H2M-002-F

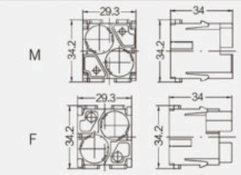

Q-Coax 金属适配器 metal adapter

描述 Description	型号 Type
	APT-H2MQ

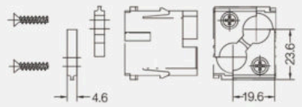

Q-Coax 4针 4+shielding

电缆直径3mm-9.5mm
Cable diameter 3mm-9.5mm

插芯 Insert	型号 Type
公 Male	EMC-004-MC
母 Female	EMC-004-FC

10A 冷压针需另外订购 Crimp contacts 10A Order crimp contacts separately

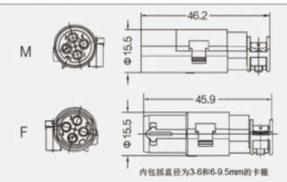

Q-Coax 8针 8+shielding

电缆直径3mm-9.5mm
Cable diameter 3mm-9.5mm

插芯 Insert	型号 Type
公 Male	EMC-008-MC
母 Female	EMC-008-FC

5A 冷压针需另外订购 Crimp contacts 5A Order crimp contacts separately

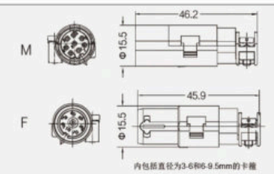

附件 Accessories

5A 冷压针 Crimp contacts

接触电阻Contact resistance ≤3mΩ
镀金 Gold plated

公 Male	母 Female
CSGM-0.25	CSGF-0.25
CSGM-0.33	CSGF-0.33
CSGM-0.52	CSGF-0.52
CSGM-0.82	CSGF-0.82



a	b	c	d	e	f
8.23	4.2	14.0	1.35	1.75	13.6
8.10	4.0	14.8	1.12	1.66	14.4
8.10	4.0	14.8	0.90	1.66	14.4
8.10	4.0	14.8	0.64	1.66	14.4

线规 Wire gague		剥线长度 Stripping length
0.09–0.21 mm²	AWG 28–24	5 mm
0.13–0.33 mm²	AWG 26–22	5 mm
0.33–0.52 mm²	AWG 22–20	5 mm
0.33–0.82 mm²	AWG 22–18	5 mm

10A 冷压针 Crimp contacts

接触电阻Contact resistance ≤3mΩ
镀金 Gold plated

公 Male	母 Female
CDGM-0.37	CDGF-0.37
CDGM-0.5	CDGF-0.5
CDGM-0.75	CDGF-0.75
CDGM-1.0	CDGF-1.0
CDGM-1.5	CDGF-1.5
CDGM-2.5	CDGF-2.5

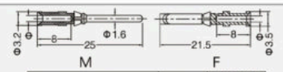

线规 Wire gague		Φ	剥线长度 Stripping length
0.14–0.37 mm²	AWG 26–22	0.9	8 mm
0.5 mm²	AWG 20	1.1	8 mm
0.75 mm²	AWG 18	1.3	8 mm
1 mm²	AWG 18	1.45	8 mm
1.5 mm²	AWG 16	1.75	8 mm
2.5 mm²	AWG 14	2.25	6 mm

装配说明详见P10-63 Assembly instructions see P10-63.

外壳尺寸：匹配带密封圈 3A 外壳，详情请参考第10-64~10-70页.
Hoods/Housings：: size 3A with sealing, please find the details on page 10-64~10-70.

冷压连接 Crimp terminal

插芯 Inserts	型号 Type
公 Male	H3A-001-M
母 Female	H3A-001-F

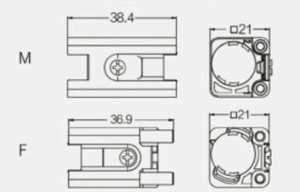

Q-Coax 4针 Q-Coax 4 + shielding

电缆直径3mm-9.5mm
Cable diameter 3mm-9.5mm

插芯 Inserts	型号 Type
公 Male	EMC-004-MC
母 Female	EMC-004-FC

10A 冷压针需另外订购 Crimp contacts 10A Order crimp contacts separately

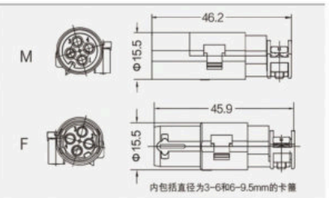

Q-Coax 8针 Q-Coax 8 + shielding

电缆直径3mm-9.5mm
Cable diameter 3mm-9.5mm

插芯 Inserts	型号 Type
公 Male	EMC-008-MC
母 Female	EMC-008-FC

5A 冷压针需另外订购 Crimp contacts 5A Order crimp contacts separately

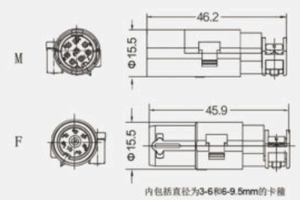

附件 Accessories

5A

镀金 Gold plated

公 Male	母 Female
CSGM-0.25	CSGF-0.25
CSGM-0.33	CSGF-0.33
CSGM-0.52	CSGF-0.52
CSGM-0.82	CSGF-0.82

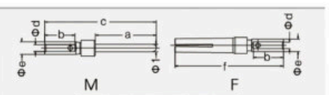

a	b	c	d	e	f
8.23	4.2	14.0	1.35	1.75	13.6
8.10	4.0	14.8	1.12	1.66	14.4
8.10	4.0	14.8	0.90	1.66	14.4
8.10	4.0	14.8	0.64	1.66	14.4

线规 Wire gague		剥线长度 Stripping length
0.09-0.21 mm²	AWG 28-24	5 mm
0.13-0.33 mm²	AWG 26-22	5 mm
0.33-0.52 mm²	AWG 22-20	5 mm
0.33-0.82 mm²	AWG 22-18	5 mm

10A 冷压针 Crimp contacts

接触电阻Contact resistance ≤3mΩ
镀金 Gold plated

公 Male	母 Female
CDGM-0.37	CDGF-0.37
CDGM-0.5	CDGF-0.5
CDGM-0.75	CDGF-0.75
CDGM-1.0	CDGF-1.0
CDGM-1.5	CDGF-1.5
CDGM-2.5	CDGF-2.5

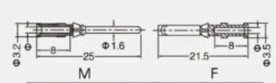

线规 Wire gague		Φ	剥线长度 Stripping length
0.14-0.37 mm²	AWG 26-22	0.9	8 mm
0.5 mm²	AWG 20	1.1	8 mm
0.75 mm²	AWG 18	1.3	8 mm
1 mm²	AWG 18	1.45	8 mm
1.5 mm²	AWG 16	1.75	8 mm
2.5 mm²	AWG 14	2.25	6 mm

技术参数 Technical Characteristics

规范	Specifications	
规范	Specifications	DIN EN 60 664
		DIN EN 61 984
插芯	Inserts	1,2
接插件针数	Number of contacts	≥10 ¹⁰Ω
绝缘电阻	Insulation resistance	聚碳酸酯
材料	Material	-40℃...+85℃
工作温度范围	Limiting temperatures	V0
阻燃等级	Flammability acc. to UL 94	≥500
可拔插次数	Mechanical working life(mating cycles)	
Coax针	Coax contacts	
针数	Number of contacts	1+屏蔽
依据 EN 61 984的电气数据	Electrical data acc. to EN 61 984	
-D型Coax针	- D Coax	10A 50V 0.8kV 3
-E型Coax针	- E Coax	16A 50V 0.8kV 3
额定电流	Rated current	10/16A
额定电压	Rated voltage	50V
额定脉冲电压	Rated impulse voltage	0.8kV
污染程度	Pollution degree	3
阻抗	Impedance	
-D型Coax针	- D Coax	75Ω
-E型Coax针	- E Coax	50Ω
材料	Material	
-绝缘体	- Insulator	聚碳酸酯
-外导体	- Outer conductor	锌合金
接触电阻	Contact resistance	≤4mΩ
工作温度范围	Limiting temperatures	-40℃...+85℃
依据UL94的阻燃等级	Flammability acc. to UL 94	V0
外导体表面	Outer surface finish	镍
电缆直径	Cable diameter	3-9.5mm
D型针(10A)	D Coax contacts (10A)	
材料	Material	铜合金
表面处理	Surface	镀金
接触电阻	Contact resistance	≤3mΩ
冷压连接	Crimp terminal	
-mm²	-mm ²	0.14-2.5mm²
-AWG	-AWG	26-14
E型针（16A）	E Coax contacts	
材料	Material	铜合金
表面处理	Surface	镀金
接触电阻	Contact resistance	≤1mΩ
冷压连接	Crimp terminal	
-mm²	-mm ²	0.14-4mm²
-AWG	-AWG	26-12

特征 Features

模块化结构 Shielding bus separate from housing potential

插入外壳不会造成屏蔽中断 Perfect for transmission of sensitive signals

屏蔽传导与外壳电势无关 The four pole Q-Coax contact is suitable for

仅当装入Q-Coax模块,Q-Coax针的插入才具极性 Ethernet Cat. 5e and PROFIBUS when diagonally

便于传输极灵敏信号(总线信号) wiring of the data pairs.

传输性能 Transmission characteristics

阻抗 75 Ω

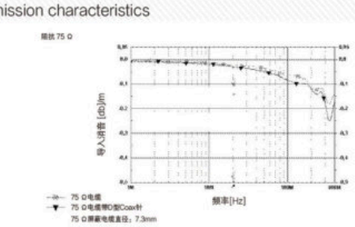

阻抗 50 Ω

E型针带 ETCS S21电缆(4 mm²)	27 MHz
回波损耗 [db]	35,4
导入消音 [db]	0,017

E型针带 RG 213 电缆(2.5 mm²)	200 MHz	500 MHz	1,0 GHz	1,2 GHz	1,5 GHz	2,0 GHz	2,5 GHz
回波损耗 [db]	23,8	21,1	>18,7	>17,7	>16,4	>14,1	>12,0
导入消音 [db]	0,07	0,11	0,17	0,2	<0,23	<0,53	< 2,0

装配说明详见P9-32 Assembly instructions see

可与框架及其他所有模块产品组合使用
Combination with hinged frame and other modules possible.

冷压连接 Hoods, side entry

插芯 Insert	型号 Type
公 Male	H2M-002-M
母 Female	H2M-002-F

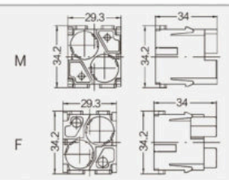

Q-Coax 金属适配器 metal adapter

描述 Description	型号 Type
	APT-H2MQ

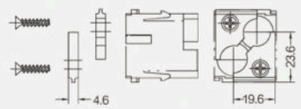

D型Coax D Coax 1 + shielding

阻抗 75Ω Impedance 75Ω
电缆直径3mm-9.5mm
Cable diameter 3mm-9.5mm

插芯 Insert	型号 Type
公 Male	EMC-001-MC
母 Female	EMC-001-FC

10A 冷压针需另外订购 Crimp contacts 10A Order crimp contacts separately

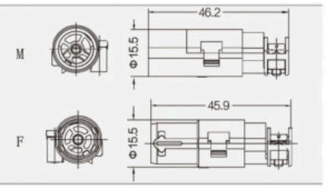

E型Coax E Coax 1 + shielding

阻抗 50Ω Crimp contacts 16A
电缆直径3mm-9.5mm
Cable diameter 3mm-9.5mm

插芯 Insert	型号 Type
公 Male	EMC-001-MC/E
母 Female	EMC-001-FC/E

16A 冷压针需另外订购 Crimp contacts 16A Order crimp contacts separately

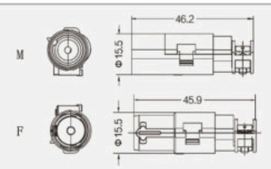

附件 Accessories

10A 冷压针 Crimp contacts

接触电阻Contact resistance ≤3mΩ
镀金 Gold plated

公 Male	母 Female
CDGM-0.37	CDGF-0.37
CDGM-0.5	CDGF-0.5
CDGM-0.75	CDGF-0.75
CDGM-1.0	CDGF-1.0
CDGM-1.5	CDGF-1.5
CDGM-2.5	CDGF-2.5

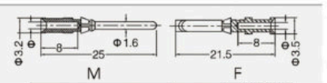

线规 Wire gague		Φ	剥线长度 Stripping length
0.14-0.37 mm²	AWG 26-22	0.9	8 mm
0.5 mm²	AWG 20	1.1	8 mm
0.75 mm²	AWG 18	1.3	8 mm
1 mm²	AWG 18	1.45	8 mm
1.5 mm²	AWG 16	1.75	8 mm
2.5 mm²	AWG 14	2.25	6 mm

16A 冷压针 Crimp contacts

接触电阻Contact resistance ≤1mΩ
镀金 Gold plated

公 Male	母 Female
CEGM-0.37	CEGF-0.37
CEGM-0.5	CEGF-0.5
CEGM-0.75	CEGF-0.75
CEGM-1.0	CEGF-1.0
CEGM-1.5	CEGF-1.5
CEGM-2.5	CEGF-2.5
CEGM-4.0	CEGF-4.0

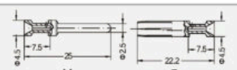

标示 Identification	线规 Wire gague		剥线长度 Stripping length
no groove	014-0.37mm²	AWG 26-22	7.5mm
no groove	0.5mm²	AWG 20	7.5mm
1 groove	0.75mm²	AWG 18	7.5mm
1 groove	1.mm²	AWG 18	7.5mm
2 groove	1.5mm²	AWG 16	7.5mm
3 groove	2.5mm²	AWG 14	7.5mm
wide groove	3mm²	AWG 12	7.5mm
no groove	4mm²	AWG 12	7.5mm

装配说明详见P10-63 Assembly instructions see P10-63.

外壳尺寸：匹配带密封圈 3A 外壳，详情请参考第10-64~10-70页.
Hoods/Housings : : size 3A with sealing, please find the details on page 10-64~10-70.

冷压连接 Crimp terminal

插芯 Inserts	型号 Type
公 Male	H3A-001-M
母 Female	H3A-001-F

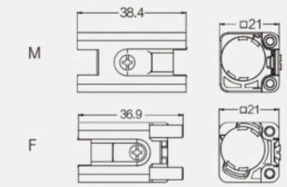

D型Coax 1针 D Coax 1 + shielding

阻抗 75Ω Impedance 75Ω
电缆直径3mm-9.5mm
Cable diameter 3mm-9.5mm

插芯 Inserts	型号 Type
公 Male	EMC-001-MC
母 Female	EMC-001-FC

10A 冷压针需另外订购 Crimp contacts 10A Order crimp contacts separately

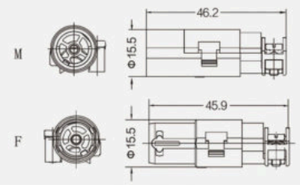

E型Coax 1针 E Coax 1 + shielding

阻抗 50Ω Impedance 50Ω
电缆直径3mm-9.5mm
Cable diameter 3mm-9.5mm

插芯 Inserts	型号 Type
公 Male	EMC-001-MC/E
母 Female	EMC-001-FC/E

16A 冷压针需另外订购 Crimp contacts 16A Order crimp contacts separately

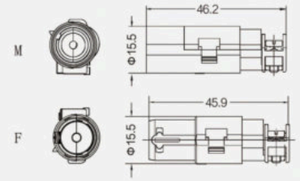

附件 Accessories

10A 冷压针 Crimp contacts

接触电阻Contact resistance ≤3mΩ
镀金 Gold plated

公 Male	母 Female
CDGM-0.37	CDGF-0.37
CDGM-0.5	CDGF-0.5
CDGM-0.75	CDGF-0.75
CDGM-1.0	CDGF-1.0
CDGM-1.5	CDGF-1.5
CDGM-2.5	CDGF-2.5

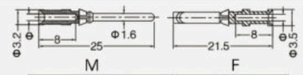

线规 Wire gague		Φ	剥线长度 Stripping length
0.14-0.37 mm²	AWG 26-22	0.9	8 mm
0.5 mm²	AWG 20	1.1	8 mm
0.75 mm²	AWG 18	1.3	8 mm
1 mm²	AWG 18	1.45	8 mm
1.5 mm²	AWG 16	1.75	8 mm
2.5 mm²	AWG 14	2.25	6 mm

16A 冷压针 Crimp contacts

接触电阻Contact resistance ≤1mΩ
镀金 Gold plated

公 Male	母 Female
CEGM-0.37	CEGF-0.37
CEGM-0.5	CEGF-0.5
CEGM-0.75	CEGF-0.75
CEGM-1.0	CEGF-1.0
CEGM-1.5	CEGF-1.5
CEGM-2.5	CEGF-2.5
CEGM-4.0	CEGF-4.0

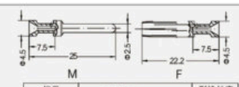

标示 Identification	线规 Wire gague		剥线长度 Stripping length
no groove	014-0.37mm²	AWG 26-22	7.5mm
no groove	0.5mm²	AWG 20	7.5mm
1 groove	0.75mm²	AWG 18	7.5mm
1 groove	1.mm²	AWG 18	7.5mm
2 groove	1.5mm²	AWG 16	7.5mm
3 groove	2.5mm²	AWG 14	7.5mm
wide groove	3mm²	AWG 12	7.5mm
no groove	4mm²	AWG 12	7.5mm

HQ 系列 / HQ SERIES

紧凑小体积型插芯 / Compact Series

技术参数 Technical Characteristics

规范	Specifications	
规范	Specifications	DIN EN 60 664
		DIN EN 61 984
插芯	Inserts	
依据 EN 61 984的额定电压	Electrical Data Acc. To EN 61 984	
接插件针数	Number Of Contacts	2+PE
额定电流	Rated Current	40A
额定电压	Rated Voltage	400V
额定脉冲电压	Rated Impulse Voltage	6kV
污染程度	Pollution Degree	3
依据UL/CSA额定电压	Rated Voltage Acc.to Ul CSA	400V
绝缘电阻	Insulation Resistance	$\geqslant 10^{10}\Omega$
材料	Material	聚碳酸酯 Polycarbonate
工作温度范围	Limiting Temperatures	−40℃...+125℃
依据UL94阻燃等级	Flammability Acc. To UL94	V0
可拔插次数	MecHQnical Working Life−mating Cycles	⩾500
插针	Contacts	
材料	Material	铜合金 Copper Alloy
表面处理	Surface	镀银 Hard−Silver Plated
接触电阻	Contact Resistance	⩽1mΩ
轴向螺栓连接	Axial Screw Termination	
mm^2	mm^2	2.5−10mm^2
AWG	AWG	14−8
拧紧力矩	Tightening Torque	1.8Nm
剥线长度	Stripping Length	8mm^{+1}
外壳	Hoods/housings	
塑料外壳	Plastic Hoods/housings	
−材料	−material	聚碳酸酯 Polycarbonate
−依据UL94的阻燃等级	−flammability Acc. To UL 94	V0
−联锁状态下依据DIN EN60 529的防护等级	−degree Of Protection Acc. To DIN EN60 529 For Coupled Connector	IP67
金属外壳	Hoods/housings, Metal	
−材料	−material	锌合金 Zinc Die−cast
−联锁状态下依据DIN EN60 529的防护等级	−degree Of Protection Acc. To DIN EN60 529 For Coupled Connector	IP44
		IP67(实现螺栓密封) is achieved with seal screw

电流负载能力 Current Carrying Capacity

电流负载能力所受的限制主要来自包含接插针的接插体可承受的最大温度
THQ current carrying is limited by maximum temperature of materials for Inserts and contacts including terminals.
测试和控制过程依据 Measuring and testing techniques according to DIN EN 60512−5

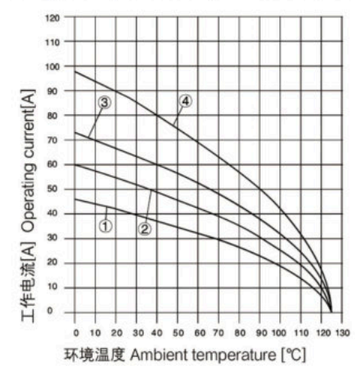

① 导线截面 Wire gauge：2.5mm^2
② 导线截面 Wire gauge：4.0mm^2
③ 导线截面 Wire gauge：6.0mm^2
④ 导线截面 Wire gauge：10.0mm^2

插芯 Inserts

外壳尺寸：匹配3A外壳,详情请参考11-05~11-12页
Hoods/Housings：size 3A,detail please find the page P11-05~P11-12

轴向螺栓连接 Axial Screw Terminal

插芯 Inserts	型号 Type
公 Male	HQ-002.1-M(2.5-6.0mm²)
	HQ-002.2-M(4-10mm²)
母 Female	HQ-002.1-F(2.5-6.0mm²)
	HQ-002.2-F(4-10mm²)

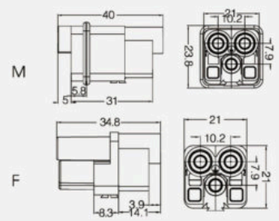

附件 Accessories

工具 Tools

内六角扳手
Hexagonal driver

描述 Description	型号 Type
用于轴向夹紧螺栓带T型把手 For Axial Setscrew With Grip	SW-2x40

编码元件 Coding Element

描述 Description	型号 Type
编码 、防呆 Coding、Pokayoke	CODE-Q2

技术参数 Technical Characteristics

规范	Specifications	
规范	Specifications	DIN EN 60 664 DIN EN 61 984
插芯	Inserts	
依据 EN 61 984的额定电压	Electrical Data Acc. To EN 61 984	
接插件针数	Number Of Contacts	2+PE
额定电流	Rated Current	40A
额定电压	Rated Voltage	830V
额定脉冲电压	Rated Impulse Voltage	6kV
污染程度	Pollution Degree	3
依据UL/CSA额定电压	Rated Voltage Acc.to UI CSA	600V
绝缘电阻	Insulation Resistance	≥10^{10}Ω
材料	Material	聚碳酸酯 Polycarbonate
工作温度范围	Limiting Temperatures	-40℃...+125℃
依据UL94阻燃等级	Flammability Acc. To UL94	V0
可拔插次数	MecHQnical Working Life-mating Cycles	≥500
插针	Contacts	
材料	Material	铜合金 Copper Alloy
表面处理	Surface	镀银 Hard-Silver Plated
接触电阻	Contact Resistance	≤1mΩ
轴向螺栓连接	Axial Screw Termination	
mm²	mm²	2.5-10mm²
AWG	AWG	14-8
拧紧力矩	Tightening Torque	1.8Nm
剥线长度	Stripping Length	8mm*1
外壳	Hoods/housings	
塑料外壳	Plastic Hoods/housings	
-材料	-material	聚碳酸酯 Polycarbonate
-依据UL94的阻燃等级	-flammability Acc. To UL 94	V0
-联锁状态下依据DIN EN60 529的防护等级	-degree Of Protection Acc. To DIN EN60 529 For Coupled Connector	IP67
金属外壳	Hoods/housings, Metal	
-材料	-material	锌合金 Zinc Die-cast
-联锁状态下依据DIN EN60 529的防护等级	-degree Of Protection Acc. To DIN EN60 529 For Coupled Connector	IP44 IP67(实现螺栓密封) is achieved with seal screw

电流负载能力 Current Carrying Capacity

电流负载能力所受的限制主要来自包含接插针的接插体可承受的最大温度
THQ current carrying is limited by maximum temperature of materials for Inserts and contacts including terminals.
测试和控制过程依据 Measuring and testing techniques according to DIN EN 60512-5

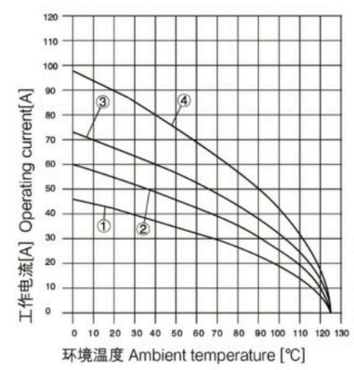

① 导线截面 Wire gauge：2.5mm²
② 导线截面 Wire gauge：4.0mm²
③ 导线截面 Wire gauge：6.0mm²
④ 导线截面 Wire gauge：10.0mm²

插芯 Inserts

外壳尺寸：匹配3A外壳,详情请参考11-05~11-12页
Hoods/Housings：size 3A,detail please find the page P11-05~P11-12

轴向螺栓连接 Axial Screw Terminal

插芯 Inserts	型号 Type
公 Male	HQV-002.1-M(2.5-6.0mm²)
	HQV-002.2-M(4-10mm²)
母 Female	HQV-002.1-F(2.5-6.0mm²)
	HQV-002.2-F(4-10mm²)

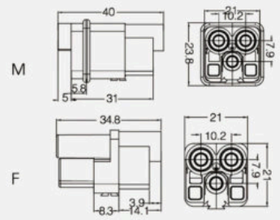

附件 Accessories

工具 Tools

内六角扳手
Hexagonal driver

描述 Description	型号 Type
用于轴向夹紧螺栓 带T型把手 For Axial Setscrew With Grip	SW-2x40

编码元件 Coding Element

描述 Description	型号 Type
编码 、防呆 Coding、Pokayoke	CODE-Q2

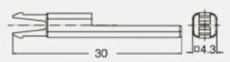

技术参数 Technical Characteristics

规范	Specifications	
规范	Specifications	DIN EN 60 664 DIN EN 61 984
插芯	Inserts	
依据 EN 61 984的额定电压	Electrical Data Acc. To EN 61 984	
接插件针数	Number Of Contacts	3+PE
额定电流	Rated Current	40A
相间额定电压	Rated voltage conductor-conductor	400V
额定脉冲电压	Rated Impulse Voltage	6kV
污染程度	Pollution Degree	3
依据UL/CSA额定电压	Rated Voltage Acc.to Ul CSA	600V
绝缘电阻	Insulation Resistance	≥10^{10}Ω
材料	Material	聚碳酸酯 Polycarbonate
颜色		RAL 7032(浅灰色)
工作温度范围	Limiting Temperatures	-40℃...+125℃
依据UL94阻燃等级	Flammability Acc. To UL94	V0
可拔插次数	MecHQnical Working Life-mating Cycles	≥500
插针	Contacts	
材料	Material	铜合金 Copper Alloy
表面处理	Surface	镀银 Hard-Silver Plated 镀金 Hard-gold Plated
接触电阻	Contact Resistance	≤1mΩ
冷压连接	Crimp Terminal	
-mm²	-mm²	1.5-10mm²
-AWG	-AWG	16-8
剥线长度	Stripping Length	0.14-2.5mm →9mm 4-6mm →9.6mm 10mm →15mm
外壳	Hoods/housings	
塑料外壳	Plastic Hoods/housings	
-材料	-material	聚碳酸酯 Polycarbonate
-依据UL94的阻燃等级	-flammability Acc. To UL 94	V0
-联锁状态下依据DIN EN60 529的防护等级	-degree Of Protection Acc. To DIN EN60 529 For Coupled Connector	IP67
金属外壳	Hoods/housings, Metal	
-材料	-material	锌合金 Zinc Die-cast
-联锁状态下依据DIN EN60 529的防护等级	-degree Of Protection Acc. To DIN EN60 529 For Coupled Connector	IP44 IP67(实现螺栓密封) is achieved with seal screw

插芯 Inserts

外壳尺寸：匹配3A外壳,详情请参考11-05~11-12页
Hoods/Housings：size 3A,detail please find the page P11-05~P11-12

冷压连接 Crimp terminal

插芯 Inserts	型号 Type
公 Male	HQ-003/0-MC
母 Female	HQ-003/0-FC

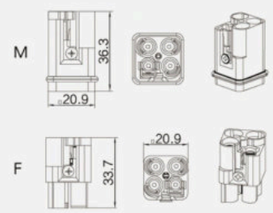

附件 Accessories

40A 冷压针 Crimp contacts

接触电阻≤ 0.3 mΩ
Contact resistance ≤ 0.3 mΩ
镀银 silver plated

公 Male	母 Female
CCSM-1.5	CCSF-1.5
CCSM-2.5	CCSF-2.5
CCSM-4.0	CCSF-4.0
CCSM-6.0	CCSF-6.0
CCSM-10.0	CCSF-10.0

导线截面 Wire gauge		Φ	剥线长度 Stripping length
1.5 mm²	AWG 16	1.75	9 mm
2.5mm²	AWG 14	2.25	9 mm
4 mm²	AWG 12	2.85	9.6 mm

保险延迟针 Relay contact

镀银 Silver plated

线规 Wire gauge(mm²)	型号 Type
1	CESM-1.0R
1.5	CESM-1.5R
2.5	CESM-2.5R

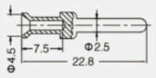

编码元件 Coding Element

描述 Description	型号 Type
编码 、防呆 Coding、Pokayoke	CODE-E



工具 Tools

冷压钳
Manual hydraulic clamp

压接线经 Wire gauge	型号 Type
1.5-6mm²	TL02-0G
4/6/10mm²	TL02-3G

退针器
Removal tool

适用类型 For	型号 Type
40A 冷压针 Crimp contacts	TL06

技术参数 Technical Characteristics

规范	Specifications	
规范	Specifications	DIN EN 60 664 DIN EN 61 984
插芯	Inserts	
依据 EN 61 984的额定电压	Electrical Data Acc. To EN 61 984	
接插件针数	Number Of Contacts	5+PE
额定电流	Rated Current	16A
相对地额定电压	Rated voltage conductor-ground	230V
相间额定电压	Rated voltage conductor-conductor	400V
额定脉冲电压	Rated Impulse Voltage	4kV
污染程度	Pollution Degree	3
当污染等级2时的参数	Pollution Degree 2 Also	16A 320/500V 4kV 2
依据UL/CSA额定电压	Rated Voltage Acc.to UI CSA	600V
绝缘电阻	Insulation Resistance	≥10^{10}Ω
材料	Material	聚碳酸酯 Polycarbonate
工作温度范围	Limiting Temperatures	-40℃...+125℃
依据UL94阻燃等级	Flammability Acc. To UL94	V0
可拔插次数	MecHQnical Working Life-mating Cycles	≥500
插针	Contacts	
材料	Material	铜合金 Copper Alloy
表面处理	Surface	镀银 Hard-Silver Plated 镀金 Hard-gold Plated
接触电阻	Contact Resistance	≤1mΩ
冷压连接	Crimp Terminal	
-mm²	-mm²	0.14-2.5mm²
-AWG	-AWG	26-14
PE螺钉连接	PE Screw Terminal	
-mm²	-mm²	2.5mm²
-AWG	-AWG	14
外壳	Hoods/housings	
塑料外壳	Plastic Hoods/housings	
-材料	-material	聚碳酸酯 Polycarbonate
-依据UL94的阻燃等级	-flammability Acc. To UL 94	V0
-联锁状态下依据DIN EN60 529的防护等级	-degree Of Protection Acc. To DIN EN60 529 For Coupled Connector	IP67
金属外壳	Hoods/housings, Metal	
-材料	-material	锌合金 Zinc Die-cast
-联锁状态下依据DIN EN60 529的防护等级	-degree Of Protection Acc. To DIN EN60 529 For Coupled Connector	IP44 IP67(实现螺栓密封) is achieved with seal screw

电流负载能力 Current Carrying Capacity

电流负载能力所受的限制主要来自包含接插针的接插体可承受的最大温度
THQ current carrying is limited by maximum temperature of materials for Inserts and contacts including terminals.
测试和控制过程依据 Measuring and testing techniques according to DIN EN 60512-5

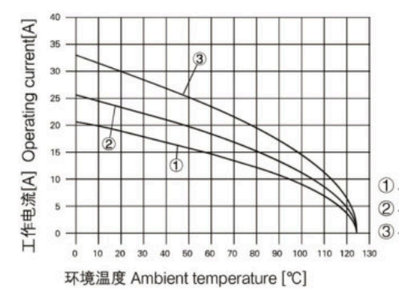

① 导线截面 Wire gauge：1.0mm²
② 导线截面 Wire gauge：1.5mm²
③ 导线截面 Wire gauge：2.5mm²

插芯 Inserts

外壳尺寸：匹配3A外壳,详情请参考11-05~11-12页
Hoods/Housings：size 3A,detail please find the page P11-05~P11-12

冷压连接 Crimp terminal

插芯 Inserts	型号 Type
公 Male	HQ-005/0-MC
母 Female	HQ-005/0-FC

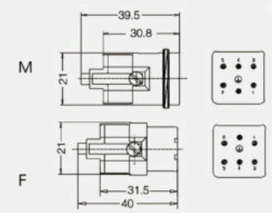

附件 Accessories

16A 冷压针 Crimp contacts

接触电阻Contact resistance ≤1mΩ
镀银 Silver plated

镀金 Gold plated

公 Male	母 Female
CESM-0.37	CESF-0.37
CESM-0.5	CESF-0.5
CESM-0.75	CESF-0.75
CESM-1.0	CESF-1.0
CESM-1.5	CESF-1.5
CESM-2.5	CESF-2.5
CEGM-0.37	CEGF-0.37
CEGM-0.5	CEGF-0.5
CEGM-0.75	CEGF-0.75
CEGM-1.0	CEGF-1.0
CEGM-1.5	CEGF-1.5
CEGM-2.5	CEGF-2.5

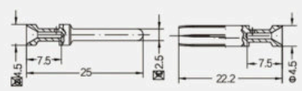

标示 Identification	线规 Wire gague		剥线长度 Stripping length
no groove	014-0.37mm²	AWG 26-22	7.5mm
no groove	0.5mm²	AWG 20	7.5mm
1 gr0ove	0.75mm²	AWG 18	7.5mm
1 groove	1.mm²	AWG 18	7.5mm
2 groove	1.5mm²	AWG 16	7.5mm
3 groove	2.5mm²	AWG 14	7.5mm

保险延迟针 Relay contact

镀银 Silver plated

线规 Wire gauge(mm²)	型号 Type
1	CESM-1.0R
1.5	CESM-1.5R
2.5	CESM-2.5R

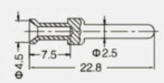

编码元件 Coding Element

描述 Description	型号 Type
编码 、防呆 Coding、Pokayoke	CODE-E

工具 Tools

冷压钳
Crimping tool

压接线经 Wire gauge	型号 Type
0.5-4mm²	TL02G

压接线径: 0.14-0.37mm²请选择TL02冷压钳
Wire gauge: 0.14-0.37mm²please select TL02 Crimping tool

退针器
Removal tool

适用类型 For	型号 Type
16A 冷压针 Crimp contacts	TL01

技术参数 Technical Characteristics

规范	Specifications	
规范	Specifications	DIN EN 60 664 DIN EN 61 984
插芯	Inserts	
依据 EN 61 984的额定电压	Electrical Data Acc. To EN 61 984	
接插件针数	Number Of Contacts	7+PE
额定电流	Rated Current	10A
额定电压	Rated Voltage	400V
额定脉冲电压	Rated Impulse Voltage	6kV
污染程度	Pollution Degree	3
当污染等级2时的参数	Pollution Degree 2 Also	16A 400/690V 6kV 2
依据UL/CSA额定电压	Rated Voltage Acc.to Ul CSA	600V
绝缘电阻	Insulation Resistance	≥10^{10}Ω
材料	Material	聚碳酸酯 Polycarbonate
工作温度范围	Limiting Temperatures	-40℃...+125℃
依据UL94阻燃等级	Flammability Acc. To UL94	V0
可拔插次数	MecHQnical Working Life-mating Cycles	≥500
插针	Contacts	
材料	Material	铜合金 Copper Alloy
表面处理	Surface	镀银 Hard-Silver Plated 镀金 Hard-Gold Plated
接触电阻	Contact Resistance	≤3mΩ
冷压连接	Crimp Terminal	
-mm²	-mm²	0.14-2.5mm²
-AWG	-AWG	26-14
PE螺钉连接	PE Screw Terminal	
-mm²	-mm²	2.5mm²
-AWG	-AWG	14
外壳	Hoods/housings	
塑料外壳	Plastic Hoods/housings	
-材料	-material	聚碳酸酯 Polycarbonate
-依据UL94的阻燃等级	-flammability Acc. To UL 94	V0
-联锁状态下依据DIN EN60 529的防护等级	-degree Of Protection Acc. To DIN EN60 529 For Coupled Connector	IP67
金属外壳	Hoods/housings, Metal	
-材料	-material	锌合金 Zinc Die-cast
-联锁状态下依据DIN EN60 529的防护等级	-degree Of Protection Acc. To DIN EN60 529 For Coupled Connector	IP44 IP67(实现螺栓密封) is achieved with seal screw

电流负载能力 Current Carrying Capacity

电流负载能力所受的限制主要来自包含接插针的接插体可承受的最大温度
THQ current carrying is limited by maximum temperature of materials for Inserts and contacts including terminals.
测试和控制过程依据 Measuring and testing techniques according to DIN EN 60512-5

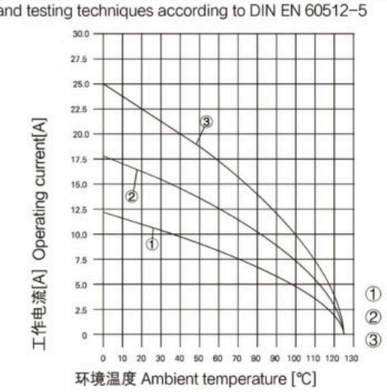

① 导线截面 Wire gauge：0.75mm²
② 导线截面 Wire gauge：1.5mm²
③ 导线截面 Wire gauge：2.5mm²

插芯 Inserts

外壳尺寸：匹配3A外壳,详情请参考11-05~11-12页
Hoods/Housings：size 3A,detail please find the page P11-05~P11-12

冷压连接 Crimp terminal

插芯 Inserts	型号 Type
公 Male	HQ-007/0-MC
母 Female	HQ-007/0-FC

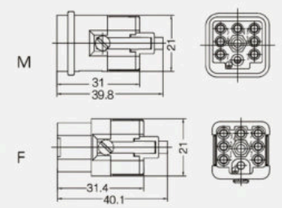

附件 Accessories

10A 冷压针 Crimp contacts

接触电阻Contact resistance ≤3mΩ
镀银 Silver plated

镀金 Gold plated

公 Male	母 Female
CDSM-0.37	CDSF-0.37
CDSM-0.5	CDSF-0.5
CDSM-0.75	CDSF-0.75
CDSM-1.0	CDSF-1.0
CDSM-1.5	CDSF-1.5
CDSM-2.5	CDSF-2.5
CDGM-0.37	CDGF-0.37
CDGM-0.5	CDGF-0.5
CDGM-0.75	CDGF-0.75
CDGM-1.0	CDGF-1.0
CDGM-1.5	CDGF-1.5
CDGM-2.5	CDGF-2.5

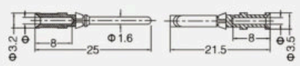

线规 Wire gague		Φ	剥线长度 Stripping length
0.14-0.37 mm²	AWG 26-22	0.9	8 mm
0.5 mm²	AWG 20	1.1	8 mm
0.75 mm²	AWG 18	1.3	8 mm
1 mm²	AWG 18	1.45	8 mm
1.5 mm²	AWG 16	1.75	8 mm
2.5 mm²	AWG 14	2.25	6 mm

编码元件 Coding Element

描述 Description	类别 Category	型号 Type
编码、防呆	公 Male	CODE-Q7M
Coding、Pokayoke	母 Female	CODE-Q7F

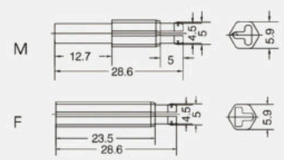

工具 Tools

冷压钳
Crimping tool

压接线经 Wire gauge	型号 Type
0.14-4mm²	TL02G

退针器
Removal tool

适用类型 For	型号 Type
10A 冷压针 Crimp contacts	TL00

技术参数 Technical Characteristics

规范	Specifications	
规范	Specifications	DIN EN 60 664
		DIN EN 61 984
插芯	Inserts	
依据 EN 61 984的额定电压	Electrical Data Acc. To EN 61 984	
接插件针数	Number Of Contacts	12+PE
额定电流	Rated Current	10A
额定电压	Rated Voltage	400V
额定脉冲电压	Rated Impulse Voltage	6kV
污染程度	Pollution Degree	3
当污染等级2时的参数	Pollution Degree 2 Also	10A 400/690V 6kV 2
依据UL/CSA额定电压	Rated Voltage Acc.to Ul CSA	600V
绝缘电阻	Insulation Resistance	≥10^{10}Ω
材料	Material	聚碳酸酯 Polycarbonate
工作温度范围	Limiting Temperatures	-40℃...+125℃
依据UL94阻燃等级	Flammability Acc. To UL94	V0
可拔插次数	MecHQnical Working Life-mating Cycles	≥500
插针	Contacts	
材料	Material	铜合金 Copper Alloy
表面处理	Surface	镀银 Hard-Silver Plated
		镀金 Hard-Gold Plated
接触电阻	Contact Resistance	≤3mΩ
冷压连接	Crimp Terminal	
-mm²	-mm²	0.14-2.5mm²
-AWG	-AWG	26-14
PE螺钉连接	PE Screw Terminal	快速锁定终止 Quick Lock Termination
-mm²	-mm²	0.5-2.5mm²
-AWG	-AWG	20-14
外壳	Hoods/housings	
塑料外壳	Plastic Hoods/housings	
-材料	-material	聚碳酸酯 Polycarbonate
-依据UL94的阻燃等级	-flammability Acc. To UL 94	V0
-联锁状态下依据DIN EN60 529的防护等级	-degree Of Protection Acc. To DIN EN60 529 For Coupled Connector	IP67
金属外壳	Hoods/housings, Metal	
-材料	-material	锌合金 Zinc Die-cast
-联锁状态下依据DIN EN60 529的防护等级	-degree Of Protection Acc. To DIN EN60 529 For Coupled Connector	IP44 IP67(实现螺栓密封) is achieved with seal screw

电流负载能力 Current Carrying Capacity

电流负载能力所受的限制主要来自包含接插针的接插体可承受的最大温度
THQ current carrying is limited by maximum temperature of materials for Inserts and contacts including terminals.
测试和控制过程依据 Measuring and testing techniques according to DIN EN 60512-5

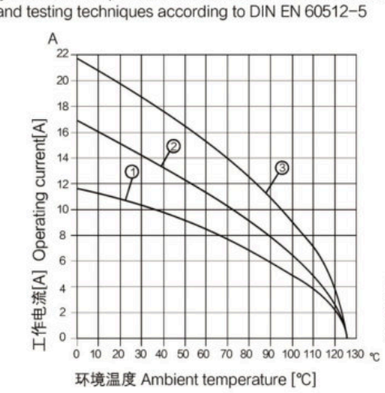

① 导线截面 Wire gauge：0.75mm²
② 导线截面 Wire gauge：1.5mm²
③ 导线截面 Wire gauge：2.5mm²

插芯 Inserts

外壳尺寸：匹配3A外壳,详情请参考11-05~11-12页
Hoods/Housings：size 3A,detail please find the page P11-05~P11-12

冷压连接 Crimp terminal

插芯 Inserts	型号 Type
公 Male	HQ-012/0-MC
母 Female	HQ-012/0-FC

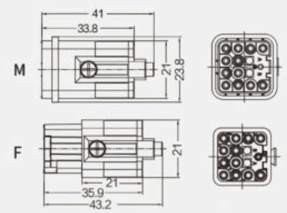

附件 Accessories

10A 冷压针 Crimp contacts

接触电阻Contact resistance ≤3mΩ

镀银 Silver plated

镀金 Gold plated

公 Male	母 Female
CDSM-0.37	CDSF-0.37
CDSM-0.5	CDSF-0.5
CDSM-0.75	CDSF-0.75
CDSM-1.0	CDSF-1.0
CDSM-1.5	CDSF-1.5
CDSM-2.5	CDSF-2.5
CDGM-0.37	CDGF-0.37
CDGM-0.5	CDGF-0.5
CDGM-0.75	CDGF-0.75
CDGM-1.0	CDGF-1.0
CDGM-1.5	CDGF-1.5
CDGM-2.5	CDGF-2.5

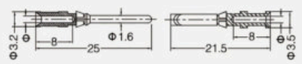

线规 Wire gague		Φ	剥线长度 Stripping length
0.14-0.37 mm²	AWG 26-22	0.9	8 mm
0.5 mm²	AWG 20	1.1	8 mm
0.75 mm²	AWG 18	1.3	8 mm
1 mm²	AWG 18	1.45	8 mm
1.5 mm²	AWG 16	1.75	8 mm
2.5 mm²	AWG 14	2.25	6 mm

编码元件 Coding Element

描述 Description	型号 Type
编码 、防呆 Coding、Pokayoke	CODE-Q12

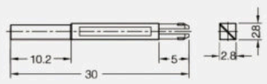

工具 Tools

冷压钳 Crimping tool

压接线经 Wire gauge	型号 Type
0.14-4mm²	TL02G

退针器 Removal tool

适用类型 For	型号 Type
10A 冷压针 Crimp contacts	TL00

技术参数 Technical Characteristics

规范	Specifications	
规范	Specifications	DIN EN 60 664 DIN EN 61 984
插芯	Inserts	
依据 EN 61 984的额定电压	Electrical Data Acc. To EN 61 984	
接插件针数	Number Of Contacts	8+PE
额定电流	Rated Current	16A
额定电压	Rated Voltage	500V
额定脉冲电压	Rated Impulse Voltage	6kV
污染程度	Pollution Degree	3
当污染等级2时的参数	Pollution Degree 2 Also	16A 400/690V 6kV 2
安装金属外壳时	Mounted Metal Hood	16A 230/400V 4kV 3
依据UL/CSA额定电压	Rated Voltage Acc.to Ul CSA	600V
绝缘电阻	Insulation Resistance	≥10^{10}Ω
材料	Material	聚碳酸酯 Polycarbonate
工作温度范围	Limiting Temperatures	-40℃...+125℃
依据UL94阻燃等级	Flammability Acc. To UL94	V0
可拔插次数	MecHQnical Working Life-mating Cycles	≥500
插针	Contacts	
材料	Material	铜合金 Copper Alloy
表面处理	Surface	镀银 Hard-Silver Plated 镀金 Hard-Gold Plated
接触电阻	Contact Resistance	≤1mΩ
冷压连接	Crimp Terminal	
-mm²	-mm²	0.14-2.5mm² (部分装备情况下可达到4mm²)
-AWG	-AWG	26-12
外壳	Hoods/housings	
塑料外壳	Plastic Hoods/housings	
-材料	-material	热塑性塑料 Hermoplastic
-联锁元件	-Locking element	聚酰胺（尼龙）Polyamide
-外壳密封	-Hoods/Housings seal	丁晴橡胶 NBR
-工作温度范围	-Limiting temperatures	-40℃...+125℃
-依据UL94的阻燃等级	-flammability Acc. To UL 94	V0
-联锁状态下依据DIN EN60 529的防护等级	-degree Of Protection Acc. To DIN EN60 529 For Coupled Connector	IP65
金属外壳	Hoods/housings, Metal	
-材料	-material	金属 Metal
-联锁元件	-Locking element	不锈钢 Stainless Steel
-外壳密封	-Hoods/Housings seal	丁晴橡胶 NBR
-工作温度范围	-Limiting temperatures	-40℃...+125℃
-联锁状态下依据DIN EN60 529的防护等级	-degree Of Protection Acc. To DIN EN60 529 For Coupled Connector	IP65

电流负载能力 Current Carrying Capacity

电流负载能力所受的限制主要来自包含接插针的接插体可承受的最大温度
THQ current carrying is limited by maximum temperature of materials for Inserts and contacts including terminals.
测试和控制过程依据 Measuring and testing techniques according to DIN EN 60512-5

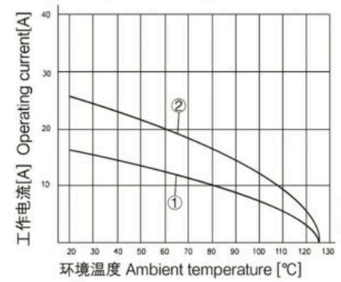

① 导线截面 Wire gauge：1.5mm²
② 导线截面 Wire gauge：2.5mm²

插芯 Inserts

外壳尺寸：匹配HC外壳,详情请参考21-01~21-08页
Hoods/Housings：size HC,detail please find the page P21-01~P21-08

冷压连接 Crimp terminal

插芯 Inserts	型号 Type
公 Male	HQ-008/0-MC
母 Female	HQ-008/0-FC

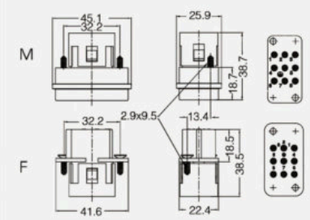

附件 Accessories

16A 冷压针 Crimp contacts

接触电阻Contact resistance ≤1mΩ
镀银 Silver plated

镀金 Gold plated

公 Male	母 Female
CESM-0.37	CESF-0.37
CESM-0.5	CESF-0.5
CESM-0.75	CESF-0.75
CESM-1.0	CESF-1.0
CESM-1.5	CESF-1.5
CESM-2.5	CESF-2.5
CESM-3.0	CESF-3.0
CESM-4.0	CESF-4.0
CEGM-0.37	CEGF-0.37
CEGM-0.5	CEGF-0.5
CEGM-0.75	CEGF-0.75
CEGM-1.0	CEGF-1.0
CEGM-1.5	CEGF-1.5
CEGM-2.5	CEGF-2.5
CEGM-4.0	CEGF-4.0

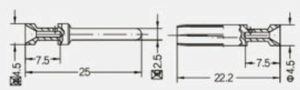

M F

标示 Identification	线规 Wire gague		剥线长度 Stripping length
no groove	014-0.37mm²	AWG 26-22	7.5mm
no groove	0.5mm²	AWG 20	7.5mm
1 gr0ove	0.75mm²	AWG 18	7.5mm
1 groove	1.mm²	AWG 18	7.5mm
2 groove	1.5mm²	AWG 16	7.5mm
3 groove	2.5mm²	AWG 14	7.5mm
wide groove	3mm²	AWG 12	7.5mm
no groove	4mm²	AWG 12	7.5mm

保险延迟针 Relay contact

镀银 Silver plated

线规 Wire gauge(mm²)	型号 Type
1	CESM-1.0R
1.5	CESM-1.5R
2.5	CESM-2.5R

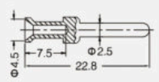

编码元件 Coding Element

描述 Description	型号 Type
编码 、防呆 Coding、Pokayoke	CODE-E



工具 Tools

冷压钳
Crimping tool

压接线经 Wire gauge	型号 Type
0.5-4mm²	TL02G

压接线径: 0.14-0.37mm²请选择TL02冷压钳
Wire gauge: 0.14-0.37mm²please select TL02 Crimping tool

退针器
Removal tool

适用类型 For	型号 Type
16A 冷压针 Crimp contacts	TL01

技术参数 Technical Characteristics

规范	Specifications	
规范	Specifications	DIN EN 60 664 DIN EN 61 984
插芯	Inserts	
依据 EN 61 984的额定电压	Electrical Data Acc. To EN 61 984	
接插件针数	Number Of Contacts	17+PE
额定电流	Rated Current	10A
额定电压	Rated Voltage	250V
额定脉冲电压	Rated Impulse Voltage	4kV
污染程度	Pollution Degree	2
依据UL/CSA额定电压	Rated Voltage Acc.to Ul CSA	250V
绝缘电阻	Insulation Resistance	≥10^{10}Ω
材料	Material	聚碳酸酯 Polycarbonate
工作温度范围	Limiting Temperatures	-40℃...+125℃
依据UL94阻燃等级	Flammability Acc. To UL94	V0
可拔插次数	MecHQnical Working Life-mating Cycles	≥500
插针	Contacts	
材料	Material	铜合金 Copper Alloy
表面处理	Surface	镀银 Hard-Silver Plated 镀金 Hard-Gold Plated
接触电阻	Contact Resistance	≤3mΩ
冷压连接	Crimp Terminal	
-mm²	-mm²	0.14-2.5mm²
-AWG	-AWG	26-14
外壳	Hoods/housings	
塑料外壳	Plastic Hoods/housings	
-材料	-material	热塑性塑料 Hermoplastic
-联锁元件	-Locking element	聚酰胺（尼龙）Polyamide
-外壳密封	-Hoods/Housings seal	丁晴橡胶 NBR
-工作温度范围	-Limiting temperatures	-40℃...+125℃
-依据UL94的阻燃等级	-flammability Acc. To UL 94	V0
-联锁状态下依据DIN EN60 529的防护等级	-degree Of Protection Acc. To DIN EN60 529 For Coupled Connector	IP65
金属外壳	Hoods/housings, Metal	
-材料	-material	金属 Metal
-联锁元件	-Locking element	不锈钢 Stainless Steel
-外壳密封	-Hoods/Housings seal	丁晴橡胶 NBR
-工作温度范围	-Limiting temperatures	-40℃...+125℃
-联锁状态下依据DIN EN60 529的防护等级	-degree Of Protection Acc. To DIN EN60 529 For Coupled Connector	IP65

电流负载能力 Current Carrying Capacity

电流负载能力所受的限制主要来自包含接插针的接插体可承受的最大温度
THQ current carrying is limited by maximum temperature of materials for Inserts and contacts including terminals.
测试和控制过程依据 Measuring and testing techniques according to DIN EN 60512-5

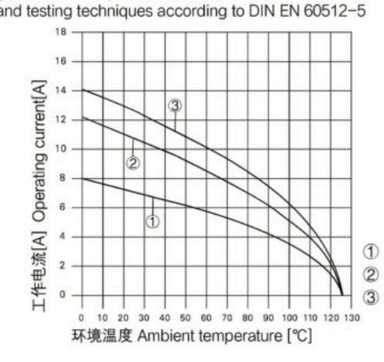

① 导线截面 Wire gauge：0.5mm²
② 导线截面 Wire gauge：1.0mm²
③ 导线截面 Wire gauge：1.5mm²

插芯 Inserts

外壳尺寸：匹配HC外壳,详情请参考21-01~21-08页
Hoods/Housings：size HC,detail please find the page P21-01~P21-08

冷压连接 Crimp terminal

插芯 Inserts	型号 Type
公 Male	HQ-017-MC
母 Female	HQ-017-FC

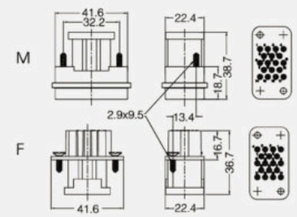

附件 Accessories

10A 冷压针 Crimp contacts

接触电阻Contact resistance ≤3mΩ
镀银 Silver plated

镀金 Gold plated

公 Male	母 Female
CDSM-0.37	CDSF-0.37
CDSM-0.5	CDSF-0.5
CDSM-0.75	CDSF-0.75
CDSM-1.0	CDSF-1.0
CDSM-1.5	CDSF-1.5
CDSM-2.5	CDSF-2.5
CDGM-0.37	CDGF-0.37
CDGM-0.5	CDGF-0.5
CDGM-0.75	CDGF-0.75
CDGM-1.0	CDGF-1.0
CDGM-1.5	CDGF-1.5
CDGM-2.5	CDGF-2.5

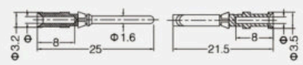

线规 Wire gague		Φ	剥线长度 Stripping length
0.14-0.37 mm²	AWG 26-22	0.9	8 mm
0.5 mm²	AWG 20	1.1	8 mm
0.75 mm²	AWG 18	1.3	8 mm
1 mm²	AWG 18	1.45	8 mm
1.5 mm²	AWG 16	1.75	8 mm
2.5 mm²	AWG 14	2.25	6 mm

工具 Tools

冷压钳
Crimping tool

压接线经 Wire gauge	型号 Type
0.14-4mm²	TL02G

退针器
Removal tool

适用类型 For	型号 Type
10A 冷压针 Crimp contacts	TL00

技术参数 Technical Characteristics

规范	Specifications	
规范	Specifications	DIN EN 60 664 DIN EN 61 984
插芯	Inserts	
依据 EN 61 984的额定电压	Electrical Data Acc. To EN 61 984	
接插件针数	Number Of Contacts	4/2+PE
电力区	Power Side	
额定电流	Rated Current	40A
相对地额定电压	Rated Voltage Conductor-ground	400V
相间额定电压	Rated Voltage Conductor-conductor	690V
额定脉冲电压	Rated Impulse Voltage	6kV
污染程度	Pollution Degree	3
信号区	Signal Side	
额定电流	Rated Current	10A
额定电压	Rated Voltage	250V
额定脉冲电压	Rated Impulse Voltage	4kV
污染程度	Pollution Degree	3
依据UL/CSA额定电压	Rated Voltage Acc.to UI CSA	600/250V
绝缘电阻	Insulation Resistance	≥10^{10}Ω
材料	Material	聚碳酸酯 Polycarbonate
工作温度范围	Limiting Temperatures	-40℃...+125℃
依据UL94阻燃等级	Flammability Acc. To UL94	V0
可拔插次数	MecHQnical Working Life-mating Cycles	≥500
插针	Contacts	
材料	Material	铜合金 Copper Alloy
表面处理	Surface	镀银 Hard-Silver Plated 镀金 Hard-Gold Plated
接触电阻	Contact Resistance	≤0.3mΩ
冷压连接	Crimp Terminal	
-mm²	-mm²	1.5-6mm²/ 0.14-2.5mm²
-AWG	-AWG	16-10/26-14
最大绝缘直径	Max. insulation diameter	
-强电针	- Power contacts	5mm
外壳	Hoods/housings	
塑料外壳	Plastic Hoods/housings	
-材料	-material	热塑性塑料 Hermoplastic
-联锁元件	-Locking element	聚酰胺（尼龙）Polyamide
-外壳密封	-Hoods/Housings seal	丁晴橡胶 NBR
-工作温度范围	-Limiting temperatures	-40℃...+125℃
-依据UL94的阻燃等级	-flammability Acc. To UL 94	V0
-联锁状态下依据DIN EN60 529的防护等级	-degree Of Protection Acc. To DIN EN60 529 For Coupled Connector	IP65

电流负载能力 Current Carrying Capacity

电流负载能力所受的限制主要来自包含接插针的接插体可承受的最大温度
THQ current carrying is limited by maximum temperature of materials for Inserts and contacts including terminals.
测试和控制过程依据 Measuring and testing techniques according to DIN EN 60512-5

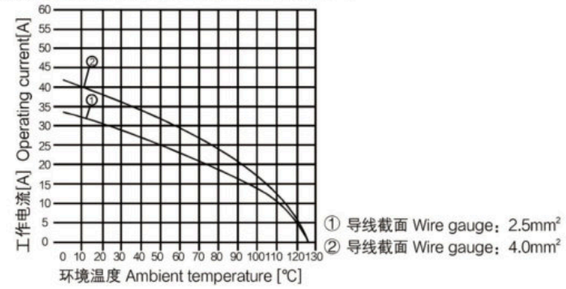

插芯 Inserts

外壳尺寸：匹配HC外壳,详情请参考21-01~21-08页
Hoods/Housings：size HC,detail please find the page P21-01~P21-08

冷压连接 Crimp terminal

插芯 Inserts	型号 Type
公 Male	HQ-004/2-MC
母 Female	HQ-004/2-FC

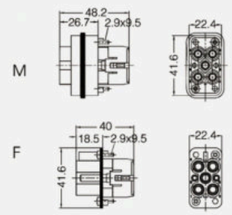

附件 Accessories

10A 冷压针 Crimp contacts

接触电阻Contact resistance ≤3mΩ
镀银 Silver plated

镀金 Gold plated

公 Male	母 Female
CDSM-0.37	CDSF-0.37
CDSM-0.5	CDSF-0.5
CDSM-0.75	CDSF-0.75
CDSM-1.0	CDSF-1.0
CDSM-1.5	CDSF-1.5
CDSM-2.5	CDSF-2.5
CDGM-0.37	CDGF-0.37
CDGM-0.5	CDGF-0.5
CDGM-0.75	CDGF-0.75
CDGM-1.0	CDGF-1.0
CDGM-1.5	CDGF-1.5
CDGM-2.5	CDGF-2.5

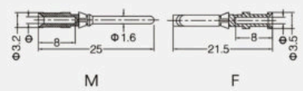

线规 Wire gague		Φ	剥线长度 Stripping length
0.14-0.37 mm²	AWG 26-22	0.9	8 mm
0.5 mm²	AWG 20	1.1	8 mm
0.75 mm²	AWG 18	1.3	8 mm
1 mm²	AWG 18	1.45	8 mm
1.5 mm²	AWG 16	1.75	8 mm
2.5 mm²	AWG 14	2.25	6 mm

40A 冷压针 Crimp contacts

接触电阻≤ 0.3 mΩ
Contact resistance ≤ 0.3 mΩ
镀银 silver plated

公 Male	母 Female
CCSM-1.5	CCSF-1.5
CCSM-2.5	CCSF-2.5
CCSM-4.0	CCSF-4.0
CCSM-6.0	CCSF-6.0

导线截面 Wire gauge		Φ	剥线长度 Stripping length
1.5 mm²	AWG 16	1.75	9 mm
2.5mm²	AWG 14	2.25	9 mm
4 mm²	AWG 12	2.85	9.6 mm

工具 Tools

冷压钳
Crimping tool

压接线经 Wire gauge	型号 Type
0.14-4mm²	TL02G
1.5-6mm²	TL02-0G

退针器
Removal tool

适用类型 For	型号 Type
10A 冷压针 Crimp contacts	TL00
适用类型 For	型号 Type
40A 冷压针 Crimp contacts	TL06

外壳 / Hood & Housing

规格Size	页码Page
3A外壳Hoods/Housings	P11-01~P11-12
10A外壳Hoods/Housings	P12-01~P12-02
16A外壳Hoods/Housings	P13-01~P13-02
32A外壳Hoods/Housings	P14-01~P14-02
6B外壳Hoods/Housings	P15-01~P15-10
10B外壳Hoods/Housings	P16-01~P16-20
16B外壳Hoods/Housings	P17-01~P17-22
24B外壳Hoods/Housings	P18-01~P18-22
32B外壳Hoods/Housings	P19-01~P19-06
48B外壳Hoods/Housings	P20-01~P20-02
HC外壳Hoods/Housings	P21-01~P21-08

可供选择的扣子

	识别identify	主要材质Main material	描述description	举例For example
	L	铁镀锌+金属弹簧	普通锁扣， 适用于一般工业环境	H16B-BK-2L
	L/S	不锈钢材质	高强度锁扣， 适用于恶劣环境	H16B-BK-2L/S
	L/P	塑料+不锈钢挂片	可拆卸锁扣， 适用于一般工业环境	H16B-BK-2L/P
	L/SC	不锈钢+TPR	高强度锁扣，带软胶保护， 适用于恶劣换用环境 （仅限B型外壳双扣）	H16B-BK-2L/SC

外壳部分 / Hoods & Housings Contents

3A 塑料外壳 IP65 / Size 3A Plastic Hoods & Housings IP65

材料	Material	聚碳酸酯 Polycarbonate
颜色	Colour	灰白 Light grey(RAL 7032)
联锁元件	Locking element	
-联锁方式	-Lever type	塑料弹性压合 Lever,plastic
-材料	-Material	聚酰胺 Polyamide
密封元件	Hoods & Housings seal	NBR
适用温度范围	Limiting temperatures	-40...+125℃
阻燃等级	Flammability acc. to UL 94	V0
防护等级(联锁状态,EN60529)	Degree of protection acc.to DIN EN 60 529 for coupled connector	IP65

塑料外壳 IP65 / Plastic Hoods & Housings IP65

材料	Material	PA+20GF
颜色	Colour	黑色 Black
联锁元件	Locking element	
-联锁方式	-Lever type	塑料弹性压合 Lever,plastic
-材料	-Material	PA+20GF
密封元件	Hoods & Housings seal	NBR
适用温度范围	Limiting temperatures	-40...+125℃
阻燃等级	Flammability acc. to UL 94	V0
防护等级(联锁状态,EN60529)	Degree of protection acc.to DIN EN 60 529 for coupled connector	IP65

3A 金属外壳 IP65 / Size 3A Metal Hoods & Housings IP65

材料	Material	铸锌 zinc die-cast
颜色	Colour	灰色 Grey
联锁元件	Locking element	
-联锁方式	-Lever type	金属弹性压合 Lever
-材料	-Material	金属(铁)镀锌 metal galvanized/nickel plating
密封元件	Hoods & Housings seal	NBR
适用温度范围	Limiting temperatures	-40...+125℃
阻燃等级	Flammability acc. to UL 94	V0
防护等级(联锁状态,EN60529)	Degree of protection acc.to DIN EN 60 529 for coupled connector	IP65

金属外壳 IP65 / Metal Hoods & Housings IP65

材料	Material	铸铝合金 Aluminium die-cast,corrosion resistant
颜色	Colour	灰色 Grey
联锁元件	Locking element	
-联锁方式	-Lever type	金属弹性压合 Lever
-材料	-Material	金属(铁)镀锌 metal galvanized/nickel plating
密封元件	Hoods & Housings seal	NBR
适用温度范围	Limiting temperatures	-40...+125℃
阻燃等级	Flammability acc. to UL 94	V0
防护等级(联锁状态,EN60529)	Degree of protection acc.to DIN EN 60 529 for coupled connector	IP65

3A 高防护外壳 IP68 / Size 3A Pressure tight Hoods & Housings IP68

表面处理	Surface	喷涂/镀铬 Epoxy power paint/Chromated
材料	Material	铸锌 zinc die-cast
颜色	Colour	黑色/灰色 Black or grey
联锁元件	Locking element	
-联锁方式	-Lever type	螺栓连接 Screw locking
-材料	-Material	不锈钢 Stainless steel
密封元件	Hoods & Housings seal	NBR
适用温度范围	Limiting temperatures	-40...+125℃
阻燃等级	Flammability acc. to UL 94	V0
防护等级(联锁状态,EN60529)	Degree of protection acc.to DIN EN 60 529 for coupled connector	IP68

耐腐蚀(高环境)外壳 IP65 /		
表面处理	Surface	环氧粉末涂料 Epoxy powder
材料	Material	铸铝合金 Aluminium die-cast,corrosion resistant
颜色	Colour	RAL 9005(黑色Black)
联锁元件	Locking element	
-联锁方式	-Lever type	金属弹性压合 Lever
-材料	-Material	不锈钢 Stainless steel
密封元件	Hoods & Housings seal	NBR
适用温度范围	Limiting temperatures	-40...+125℃
阻燃等级	Flammability acc. to UL 94	V0
防护等级(联锁状态,EN60529)	Degree of protection acc.to DIN EN 60 529 for coupled connector	IP65

EMC电磁兼容外壳 / EMC Electromagnetic Compatibility Hoods & Housings IP65		
材料	Material	铸锌 zinc die-cast
颜色	Colour	
联锁元件	Locking element	
-联锁方式	-Lever type	金属(铁)弹性压合/螺栓连接 Lever/screw locking
-材料	-Material	金属(铁)镀锌 metal galvanized/nickel plating
密封元件	Hoods & Housings seal	NBR
适用温度范围	Limiting temperatures	-40...+125℃
阻燃等级	Flammability acc. to UL 94	V0
防护等级(联锁状态,EN60529)	Degree of protection acc.to DIN EN 60 529 for coupled connector	IP65

高防护外壳 IP68 / Pressure tight Hoods & Housings IP68		
材料	Material	铸铝合金 Aluminium die-cast,corrosion resistant
颜色	Colour	黑色或灰色 Black or grey
联锁元件	Locking element	
-联锁方式	-Lever type	螺栓连接 Screw locking
-材料	-Material	不锈钢 Stainless steel
密封元件	Hoods & Housings seal	NBR
适用温度范围	Limiting temperatures	-40...+125℃
阻燃等级	Flammability acc. to UL 94	V0
防护等级(联锁状态,EN60529)	Degree of protection acc.to DIN EN 60 529 for coupled connector	IP68

HC 金属外壳 IP65 / HC Metal Hoods & Housings IP65		
表面处理	Surface	喷涂/镀铬/镀镍 Epoxy power paint/Chromated/nickeling
材料	Material	铸锌 zinc die-cast
颜色	Colour	黑色/黑色/亚光镍 Black/brushed nickel
联锁元件	Locking element	
-联锁方式	-Lever type	金属弹性压合 Lever
-材料	-Material	不锈钢 Stainless steel
密封元件	Hoods & Housings seal	NBR
适用温度范围	Limiting temperatures	-40...+125℃
阻燃等级	Flammability acc. to UL 94	V0
防护等级(联锁状态,EN60529)	Degree of protection acc.to DIN EN 60 529 for coupled connector	IP65

HC 塑料外壳 IP65 / HCPlastic Hoods & Housings IP65		
材料	Material	聚碳酸酯 Polycarbonate
颜色	Colour	黑色 Black
联锁元件	Locking element	
-联锁方式	-Lever type	塑料弹性压合 Lever,plastic
-材料	-Material	聚酰胺 Polyamide
密封元件	Hoods & Housings seal	NBR
适用温度范围	Limiting temperatures	-40...+125℃
阻燃等级	Flammability acc. to UL 94	V0
防护等级(联锁状态,EN60529)	Degree of protection acc.to DIN EN 60 529 for coupled connector	IP65

防护等级 Degree of protection： IP65

上壳 侧出线 Hoods, side entry

螺纹 Thread	型号 Type
M25	H1M-SE-M25

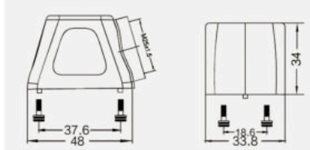

上壳 顶出线 Hoods, top entry

螺纹 Thread	型号 Type
M25	H1M-TE-M25

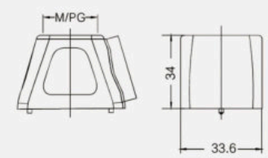

中间壳 Intermediate shell

螺纹 Thread	型号 Type
---	H1M-MBK-2B

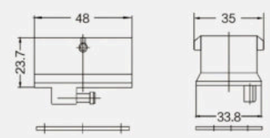

下壳 Housings

螺纹 Thread	型号 Type
---	H1M-BK-1L/S

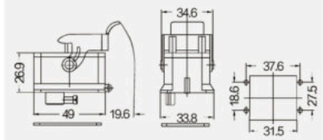

防护盖 Protection covers(Used for the housing)

螺纹 Thread	型号 Type
---	H1M-CV-2B/2

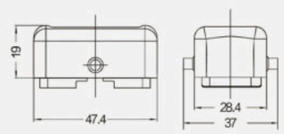

防护等级 Degree of protection： IP65

上壳 侧出线 Hoods, side entry

螺纹 Thread	型号 Type
M20	H3A.P-SE-2B-M20
PG11	H3A.P-SE-2B-PG11

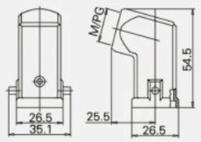

上壳 顶出线 Hoods, top entry

螺纹 Thread	型号 Type
M20	H3A.P-TE-2B-M20
PG11	H3A.P-TE-2B-PG11

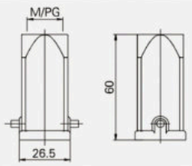

不封底下壳 Housings, bulkhead mounting

螺纹 Thread	型号 Type
---	H3A.P-BK-1L

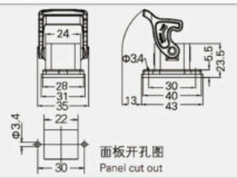

不封底下壳 Housings, bulkhead mounting

螺纹 Thread	型号 Type
---	H3A.P-BK-1L-SE

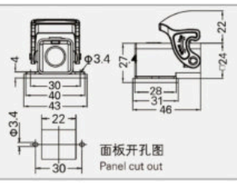

封底下壳 Housings, surface mounting

螺纹 Thread	型号 Type
M20	H3A.P-SF-1L-M20
PG11	H3A.P-SF-1L-PG11

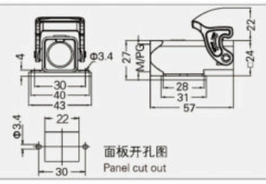

飞线下壳 Housings, cable to cable

螺纹 Thread	型号 Type
M20	H3A.P-CCT-1L-M20
PG11	H3A.P-CCT-1L-PG11

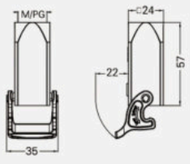

防护等级 Degree of protection： IP65

防护盖 Protection covers

接线方式 Connect way	型号 Type
	H3A-CV-1L/1M (配公芯 for male insert)
	H3A-CV-1L/1F (配母芯 for female insert)

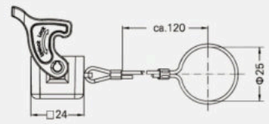

防护盖 Protection covers

接线方式 Connect way	型号 Type
	H3A-CV-2B/1M (配公芯 for male insert)
	H3A-CV-2B/2M (配公芯 for male insert)
	H3A-CV-2B/1F (配母芯 for female insert)
	H3A-CV-2B/2F (配母芯 for female insert)

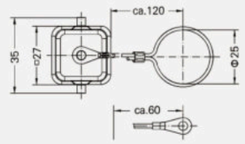

防护等级 Degree of protection： IP65

上壳 侧出线 Hoods, side entry

螺纹 Thread	型号 Type
M20	H3A-SE-2B-M20
PG11	H3A-SE-2B-PG11

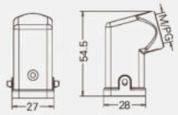

上壳 顶出线 Hoods, top entry

螺纹 Thread	型号 Type
M20	H3A-TE-2B-M20
PG11	H3A-TE-2B-PG11
PG13.5	H3A-TE-2B-PG13.5

新增M25新品，详见P11-09 (New M25 products, see P11-09)

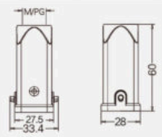

不封底下壳 Housings, bulkhead mounting

螺纹 Thread	型号 Type
---	H3A-BK-1L

不封底下壳 Housings, bulkhead mounting

螺纹 Thread	型号 Type
---	H3A-BK-1L-MCV/M (配公芯for male insert)
---	H3A-BK-1L-MCV/F (配母芯for female insert)

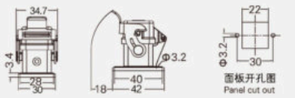

不封底下壳 Housings, bulkhead mounting

螺纹 Thread	型号 Type
---	H3A-BK-1L-SE

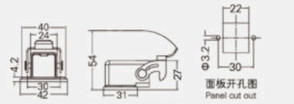

封底下壳 Housings, surface mounting

螺纹 Thread	型号 Type
M20	H3A-SF-1L-M20
PG11	H3A-SF-1L-PG11
PG13.5	H3A-SF-1L-PG13.5
底部封闭 Bottom closed	
M20	H3A.BC-SF-1L-M20
Pg11	H3A.BC-SF-1L-PG11
PG13.5	H3A.BC-SF-1L-PG13.5

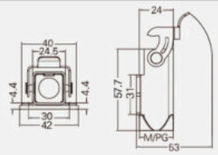

飞线下壳 Housings, cable to cable

螺纹 Thread	型号 Type
M20	H3A-CCT-1L-M20
PG11	H3A-CCT-1L-PG11
PG13.5	H3A-CCT-1L-PG13.5

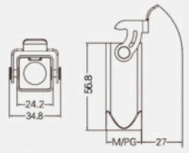

飞线下壳 穿板式安装 Housings, cable to cable Under-shell through-boardinstallation

NEW

螺纹 Thread	型号 Type
M20	H3A-CCT/BK-1L-M20
M25	H3A-CCT/BK-1L-M25

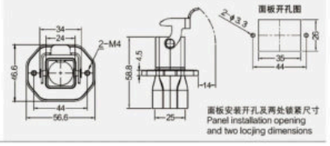

防护等级 Degree of protection： IP65

上壳 侧出线 Hoods, side entry

螺纹 Thread	型号 Type
M20	EMC.H3A-SE-2B-M20
PG11	EMC.H3A-SE-2B-PG11

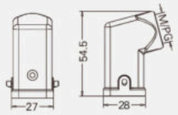

上壳 顶出线 Hoods, top entry

螺纹 Thread	型号 Type
M20	EMC.H3A-TE-2B-M20
PG11	EMC.H3A-TE-2B-PG11

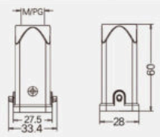

不封底下壳 Housings, bulkhead mounting

螺纹 Thread	型号 Type
---	EMC.H3A-BK-1L

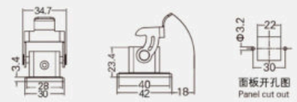

不封底下壳 Housings, bulkhead mounting

螺纹 Thread	型号 Type
---	EMC.H3A-BK-1L-MCV/M (配公芯for male insert)
---	EMC.H3A-BK-1L-MCV/F (配母芯for female insert)

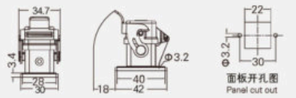

不封底下壳 Housings, bulkhead mounting

螺纹 Thread	型号 Type
---	EMC.H3A-BK-1L-SE

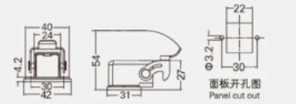

封底下壳 Housings, surface mounting

螺纹 Thread	型号 Type
M20	EMC.H3A-SF-1L-M20
PG11	EMC.H3A-SF-1L-PG11

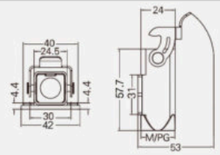

飞线下壳 Housings, cable to cable

螺纹 Thread	型号 Type
M20	EMC.H3A-CCT-1L-M20
PG11	EMC.H3A-CCT-1L-PG11

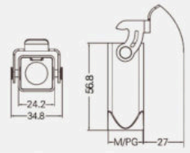

飞线下壳 穿板式安装 Housings, cable to cable Under-shell through-boardinstallation

NEW

螺纹 Thread	型号 Type
M20	EMC.H3A-CCT/BK-1L-M20
M25	EMC.H3A-CCT/BK-1L-M25

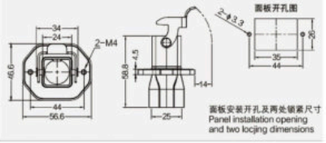

防护等级 Degree of protection： IP65

防护盖 Protection covers

接线方式 Connect way	型号 Type
	H3A-MCV-1L/1M (配公芯 for male insert)
	H3A-MCV-1L/1F (配母芯 for female insert)

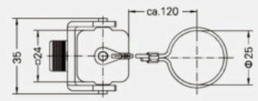

防护盖 Protection covers

接线方式 Connect way	型号 Type
	H3A-MCV-2B/1M (配公芯 for male insert)
	H3A-MCV-2B/2M (配公芯 for male insert)
	H3A-MCV-2B/1F (配母芯 for female insert)
	H3A-MCV-2B/2F (配母芯 for female insert)

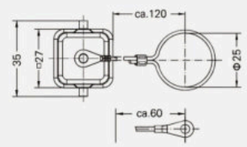

上壳 顶出线 Hoods, top entry

螺纹 Thread	型号 Type
M25	H3A-TE-2B-M25

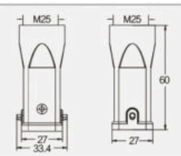

喷涂/镀铬 Epoxy power paint/Chromated 防护等级 Degree of protection: IP68 H version

上壳 顶出线 Hoods, top entry

螺纹 Thread	型号 Type
	喷涂・螺栓联锁 Epoxy power paint・Screw locking
M20	HP3A/H-TE-2S-M20
PG13.5	HP3A/H-TE-2S-PG13.5
	喷涂・轴销联锁 Epoxy power paint・Toggle locking
M20	HP3A/H-TE-2T-M20
PG13.5	HP3A/H-TE-2T-PG13.5
	镀铬・螺栓联锁 Chromated・Screw locking
M20	C.HP3A/H-TE-2S-M20
PG13.5	C.HP3A/H-TE-2S-PG13.5
	镀铬・轴销联锁 Chromated・Toggle locking
M20	C.HP3A/H-TE-2T-M20
PG13.5	C.HP3A/H-TE-2T-PG13.5

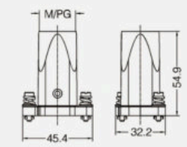

不封底下壳 Housings, bulkhead mounting*

螺纹 Thread	型号 Type
	喷涂・螺栓联锁 Epoxy power paint・Screw locking
---	HP3A/H-BK-2H
	喷涂・轴销联锁 Epoxy power paint・Toggle locking
---	HP3A/H-BK-2T
	镀铬・螺栓联锁 Chromated・Screw locking
---	C.HP3A/H-BK-2H
	镀铬・轴销联锁 Chromated・Toggle locking
---	C.HP3A/H-BK-2T

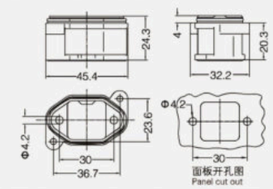

适配器 适用不封底下壳 Adaptor for Housings*

螺纹 Thread	型号 Type
	喷涂 Epoxy power paint
---	HP3A/H-BK-SE
	镀铬 Chromated
---	C.HP3A/H-BK-SE

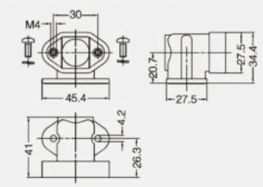

封底下壳 Housings, surface mounting

螺纹 Thread	型号 Type
	喷涂・螺栓联锁 Epoxy power paint・Screw locking
M20	HP3A/H-SF-2H-M20
PG13.5	HP3A/H-SF-2H-PG13.5
	镀铬・螺栓联锁 Chromated・Screw locking
M20	C.HP3A/H-SF-2H-M20
PG13.5	C.HP3A/H-SF-2H-PG13.5

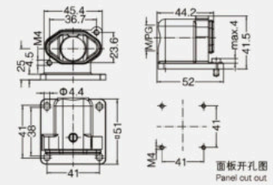

不封底下壳 Housings, bulkhead mounting

螺纹 Thread	型号 Type
	喷涂・螺栓联锁 Epoxy power paint・Screw locking
---	HP3A/H-SF-2H
	镀铬・螺栓联锁 Chromated・Screw locking
---	C.HP3A/H-SF-2H

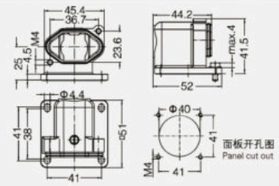

喷涂/镀铬 Epoxy power paint/Chromated　防护等级 Degree of protection: IP68　H version

上壳 顶出线 高结构 Hoods, top entry, high construction

螺纹 Thread	型号 Type
	喷涂・螺栓联锁 Epoxy power paint・Screw locking
M25	HP3A/H-TEH-2S-M25
	喷涂・轴销联锁 Epoxy power paint・Toggle locking
M25	HP3A/H-TEH-2T-M25
	镀铬・螺栓联锁 Chromated・Screw locking
M25	C.HP3A/H-TEH-2S-M25
	镀铬・轴销联锁 Chromated・Toggle locking
M25	C.HP3A/H-TEH-2T-M25

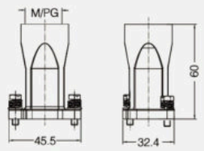

防护盖 Protection covers

接线方式 Connect way	型号 Type
---	喷涂・螺栓联锁 Epoxy power paint・Screw locking
	HP3A/H-MCV-2S
	HP3A/H-MCV-2S/2S
—	喷涂・轴销联锁 Epoxy power paint・Toggle locking
	HP3A/H-MCV-2T
	HP3A/H-MCV-2T/2S
---	镀铬・螺栓联锁 Chromated・Screw locking
	C.HP3A/H-MCV-2S
	C.HP3A/H-MCV-2S/2S
---	镀铬・轴销联锁 Chromated・Toggle locking
	C.HP3A/H-MCV-2T
	C.HP3A/H-MCV-2T/2S

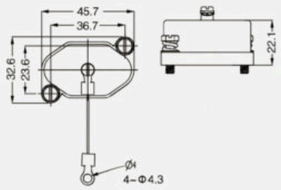

防护等级 Degree of protection: IP68　W version

上壳 顶出线 Hoods, top entry

螺纹 Thread	型号 Type
M20	HP3A-TE-2S-M20
PG11	HP3A-TE-2S-PG11

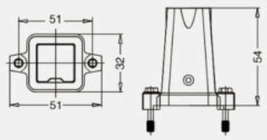

不封底下壳 Housings, bulkhead mounting

螺纹 Thread	型号 Type
---	HP3A-BK-2H

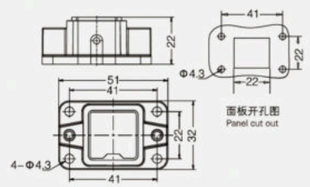

防护等级 Degree of protection: IP65

更多锁扣样式选择：请参考11-02页
More Lock Lever type：Please reference page 11-02 for details

上壳 侧出线 Hoods, side entry

螺纹 Thread	型号 Type
M20	H10A-SE-2B-M20
PG16	H10A-SE-2B-PG16

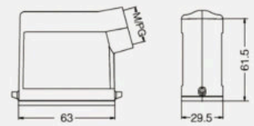

上壳 侧出线 高结构 Hoods, side entry, high construction

螺纹 Thread	型号 Type
M25	H10A-SEH-2B-M25
PG16	H10A-SEH-2B-PG16
PG21	H10A-SEH-2B-PG21

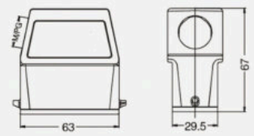

上壳 顶出线 Hoods, top entry

螺纹 Thread	型号 Type
M20	H10A-TE-2B-M20
PG13.5	H10A-TE-2B-PG13.5

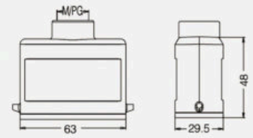

上壳 顶出线 高结构 Hoods, top entry, high construction

螺纹 Thread	型号 Type
M25	H10A-TEH-2B-M25
PG16	H10A-TEH-2B-PG16
PG21	H10A-TEH-2B-PG21

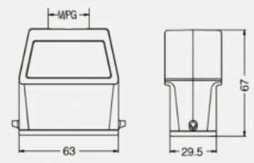

不封底下壳 Housings, bulkhead mounting

螺纹 Thread	型号 Type
---	H10A-BK-1L
	带塑料盖 With plastic cover
---	H10A-BK-1L-CV
	带金属盖 With metal cover
---	H10A-BK-1L-MCV

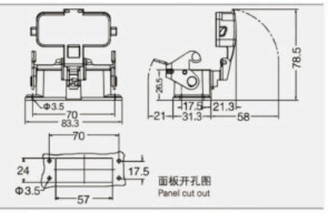

防护等级 Degree of protection: IP65

更多锁扣样式选择：请参考11-02页
More Lock Lever type：Please reference page 11-02 for details

封底下壳 Housings, surface mounting

螺纹 Thread	型号 Type
M20	H10A-SF-1L-M20
2M20	H10A-SF-1L-2M20
M25	H10A-SF-1L-M25
PG16	H10A-SF-1L-PG16
2PG16	H10A-SF-1L-2PG16
PG21	H10A-SF-1L-PG21
	带塑料盖 With plastic cover
M20	H10A-SF-1L-CV-M20
2M20	H10A-SF-1L-CV-2M20
M25	H10A-SF-1L-CV-M25
PG16	H10A-SF-1L-CV-PG16
2PG16	H10A-SF-1L-CV-2PG16
PG21	H10A-SF-1L-CV-PG21
	带金属盖 With metal cover
M20	H10A-SF-1L-MCV-M20
2M20	H10A-SF-1L-MCV-2M20
M25	H10A-SF-1L-MCV-M25
PG16	H10A-SF-1L-MCV-PG16
2PG16	H10A-SF-1L-MCV-2PG16
PG21	H10A-SF-1L-MCV-PG21

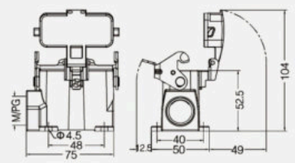

防护盖 Protection covers

接线方式 Connect way	描述 Applications	型号 Type
	金属盖/用于上壳 For hoods	H10A-MCV-1L.1

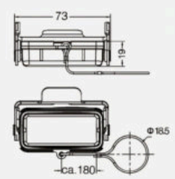

防护盖 Protection covers

接线方式 Connect way	描述 Applications	型号 Type
	金属盖/用于下壳 For housings	H10A-MCV-2B/1S
	金属盖/用于下壳 For housings	H10A-MCV-2B/2S

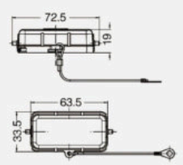

防护等级 Degree of protection: IP65

更多锁扣样式选择：请参考11-02页
More Lock Lever type：Please reference page 11-02 for details

上壳 侧出线 Hoods, side entry

螺纹 Thread	型号 Type
M20	H16A-SE-2B-M20
PG16	H16A-SE-2B-PG16

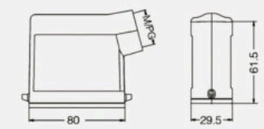

上壳 侧出线 高结构 Hoods, side entry, high construction

螺纹 Thread	型号 Type
M25	H16A-SEH-2B-M25
PG16	H16A-SEH-2B-PG16
PG21	H16A-SEH-2B-PG21

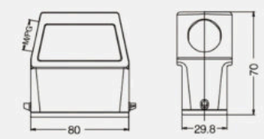

上壳 顶出线 Hoods, top entry

螺纹 Thread	型号 Type
M20	H16A-TE-2B-M20
PG16	H16A-TE-2B-PG16

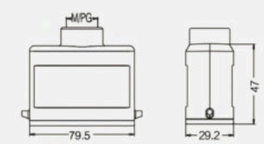

上壳 顶出线 高结构 Hoods, top entry, high construction

螺纹 Thread	型号 Type
M25	H16A-TEH-2B-M25
PG16	H16A-TEH-2B-PG16
PG21	H16A-TEH-2B-PG21

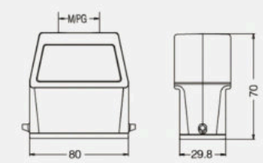

螺纹 Thread	型号 Type
---	H16A-BK-1L
	带塑料盖 With plastic cover
---	H16A-BK-1L-CV
	带金属盖 With metal cover
---	H16A-BK-1L-MCV

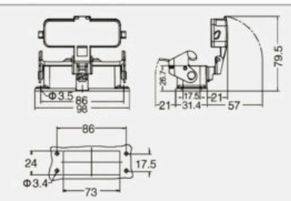

防护等级 Degree of protection: IP65

更多锁扣样式选择：请参考11-02页
More Lock Lever type：Please reference page 11-02 for details

封底下壳 Housings, surface mounting

螺纹 Thread	型号 Type
M20	H16A-SF-1L-M20
2M20	H16A-SF-1L-2M20
M25	H16A-SF-1L-M25
2M25	H16A-SF-1L-2M25
PG16	H16A-SF-1L-PG16
2PG16	H16A-SF-1L-2PG16
PG21	H16A-SF-1L-PG21
	带塑料盖 With plastic cover
M20	H16A-SF-1L-CV-M20
2M20	H16A-SF-1L-CV-2M20
M25	H16A-SF-1L-CV-M25
2M25	H16A-SF-1L-CV-2M25
PG16	H16A-SF-1L-CV-PG16
2PG16	H16A-SF-1L-CV-2PG16
PG21	H16A-SF-1L-CV-PG21
	带金属盖 With metal cover
M20	H16A-SF-1L-MCV-M20
2M20	H16A-SF-1L-MCV-2M20
M25	H16A-SF-1L-MCV-M25
2M25	H16A-SF-1L-MCV-2M25
PG16	H16A-SF-1L-MCV-PG16
2PG16	H16A-SF-1L-MCV-2PG16
PG21	H16A-SF-1L-MCV-PG21

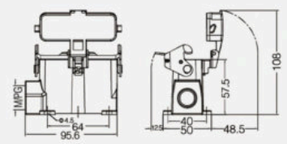

防护盖 Protection covers

接线方式 Connect way	描述 Applications	型号 Type
	金属盖/用于上壳 For hoods	H16A-MCV-1L.1

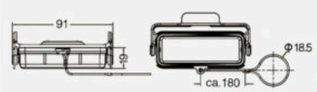

防护盖 Protection covers

接线方式 Connect way	描述 Applications	型号 Type
	金属盖/用于下壳 For housings	H16A-MCV-2B/1S
	金属盖/用于下壳 For housings	H16A-MCV-2B/2S

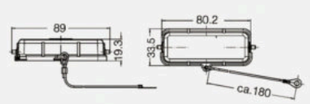

防护等级 Degree of protection: IP65

更多锁扣样式选择：请参考11-02页
More Lock Lever type：Please reference page 11-02 for details

上壳 侧出线 Hoods, side entry

螺纹 Thread	型号 Type
M25	H32A-SE-4B-M25
PG21	H32A-SE-4B-PG21

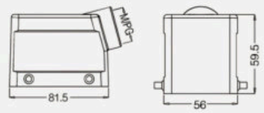

上壳 侧出线 高结构 Hoods, side entry, high construction

螺纹 Thread	型号 Type
M32	H32A-SEH-4B-M32
PG21	H32A-SEH-4B-PG21
PG29	H32A-SEH-4B-PG29

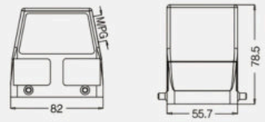

上壳 顶出线 高结构 Hoods, top entry, high construction

螺纹 Thread	型号 Type
M25	H32A-TEH-4B-M25
M32	H32A-TEH-4B-M32
PG21	H32A-TEH-4B-PG21
PG29	H32A-TEH-4B-PG29

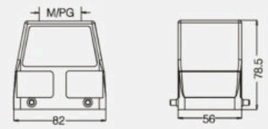

不封底下壳 Housings, bulkhead mounting

螺纹 Thread	型号 Type
---	H32A-BK-2L

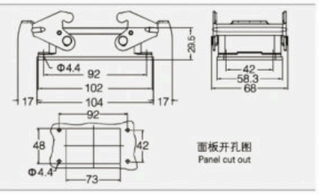

封底下壳 Housings, surface mounting

螺纹 Thread	型号 Type
M25	H32A-SF-2L-M25
M32	H32A-SF-2L-M32
2M32	H32A-SF-2L-2M32
PG21	H32A-SF-2L-PG21
2PG21	H32A-SF-2L-2PG21
PG29	H32A-SF-2L-PG29
2PG29	H32A-SF-2L-2PG29

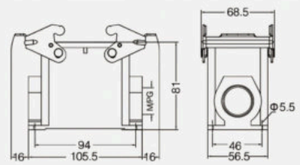

塑料防护盖 4卡扣 Protection covers, plastic cover 4 clamps

接线方式 Connect way	描述 Applications	型号 Type
	用于上壳 for hoods	H32A-CV-4C

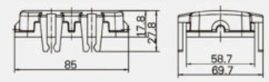

塑料防护盖 Protection covers, plastic cover

接线方式 Connect way	描述 Applications	型号 Type
	用于电缆对接 For housings	H32A-CV-4B/1
	用于下壳 For housings	H32A-CV-4B/2

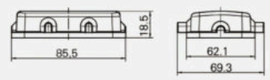

防护等级 Degree of protection: IP65

更多锁扣样式选择：请参考11-02页
More Lock Lever type：Please reference page 11-02 for details

上壳 侧出线 Hoods, side entry

螺纹 Thread	型号 Type
M25	H32A-SE-2L-M25
PG21	H32A-SE-2L-PG21

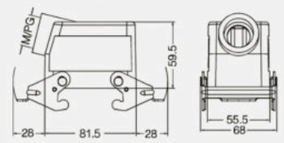

上壳 侧出线 高结构 Hoods, side entry, high construction

螺纹 Thread	型号 Type
M32	H32A-SEH-2L-M32
PG21	H32A-SEH-2L-PG21
PG29	H32A-SEH-2L-PG29

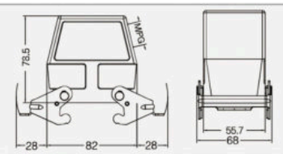

上壳 顶出线 高结构 Hoods, top entry, high construction

螺纹 Thread	型号 Type
M25	H32A-TEH-2L-M25
M32	H32A-TEH-2L-M32
PG21	H32A-TEH-2L-PG21
PG29	H32A-TEH-2L-PG29

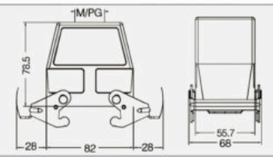

不封底下壳 Housings, bulkhead mounting

螺纹 Thread	型号 Type
---	H32A-BK-4B
	带塑料盖 With plastic cover
---	H32A-BK-4B-CV
	带金属盖 With metal cover
---	H32A-BK-4B-MCV

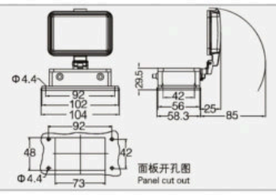

封底下壳 Housings, surface mounting

螺纹 Thread	型号 Type
M25	H32A-SF-4B-M25
M32	H32A-SF-4B-M32
2M32	H32A-SF-4B-2M32
PG21	H32A-SF-4B-PG21
2PG21	H32A-SF-4B-2PG21
PG29	H32A-SF-4B-PG29
2PG29	H32A-SF-4B-2PG29
	带塑料盖 With plastic cover
M25	H32A-SF-4B-CV-M25
M32	H32A-SF-4B-CV-M32
2M32	H32A-SF-4B-CV-2M32
PG21	H32A-SF-4B-CV-PG21
2PG21	H32A-SF-4B-CV-2PG21
PG29	H32A-SF-4B-CV-PG29
2PG29	H32A-SF-4B-CV-2PG29
	带金属盖 With metal cover
M25	H32A-SF-4B-MCV-M25
M32	H32A-SF-4B-MCV-M32
2M32	H32A-SF-4B-MCV-2M32
PG21	H32A-SF-4B-MCV-PG21
2PG21	H32A-SF-4B-MCV-2PG21
PG29	H32A-SF-4B-MCV-PG29
2PG29	H32A-SF-4B-MCV-2PG29

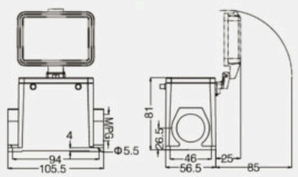

防护等级 Degree of protection： IP65

上壳 侧出线 高结构 Hoods, side entry, high construction

螺纹 Thread	型号 Type
M25	H6B.P-SEH-4B-M25
M32	H6B.P-SEH-4B-M32

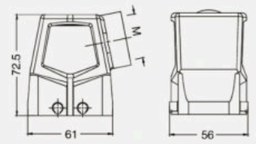

上壳 顶出线 高结构 Hoods, top entry, high construction

螺纹 Thread	型号 Type
M25	H6B.P-TEH-4B-M25
M32	H6B.P-TEH-4B-M32

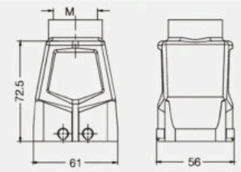

不封底下壳 Housings, bulkhead mounting

螺纹 Thread	型号 Type
---	H6B.P-BK-2L

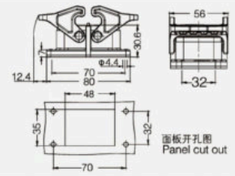

封底下壳 高结构 Housings, surface mounting, high construction

螺纹 Thread	型号 Type
M25	H6B.P-SFH-2L-M25
2M25	H6B.P-SFH-2L-2M25
M32	H6B.P-SFH-2L-M32
2M32	H6B.P-SFH-2L-2M32

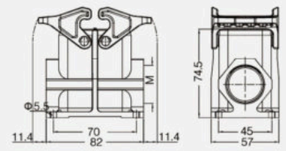

防护盖 Protection covers

螺纹 Thread	型号 Type
---	H6B.P-CV-4B/2

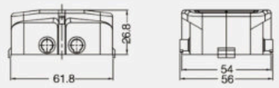

防护盖 Protection covers

螺纹 Thread	型号 Type
---	H6B.P-CV-2L/1

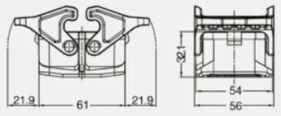

防护等级 Degree of protection： IP65

更多锁扣样式选择：请参考11-02页
More Lock Lever type：Please reference page 11-02 for details

上壳 侧出线 Hoods, side entry

螺纹 Thread	型号 Type
M20	H6B-SE-2B-M20
M25	H6B-SE-2B-M25
PG13.5	H6B-SE-2B-PG13.5
PG16	H6B-SE-2B-PG16

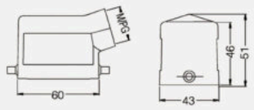

上壳 侧出线 高结构 Hoods, side entry, high construction

螺纹 Thread	型号 Type
M25	H6B-SEH-2B-M25
M32	H6B-SEH-2B-M32
PG21	H6B-SEH-2B-PG21
PG29	H6B-SEH-2B-PG29

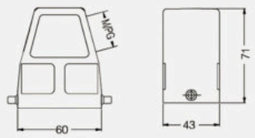

上壳 顶出线 Hoods, top entry

螺纹 Thread	型号 Type
M20	H6B-TE-2B-M20
M25	H6B-TE-2B-M25
PG13.5	H6B-TE-2B-PG13.5
PG16	H6B-TE-2B-PG16

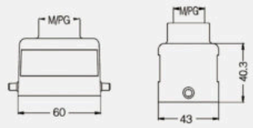

上壳 顶出线 高结构 Hoods, top entry, high construction

螺纹 Thread	型号 Type
M20	H6B-TEH-2B-M20
M25	H6B-TEH-2B-M25
M32	H6B-TEH-2B-M32
PG16	H6B-TEH-2B-PG16
PG21	H6B-TEH-2B-PG21
PG29	H6B-TEH-2B-PG29

我可可提供顶部、侧面同时出线的非标品，详见P15-04
We can provide non-standard products with both top&side entry,see P15-04

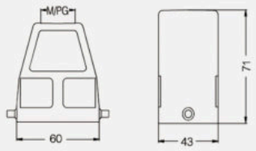

飞线下壳 Housings, cable to cable

螺纹 Thread	型号 Type
M20	H6B-CCT-1L-M20
PG13.5	H6B-CCT-1L-PG13.5
PG16	H6B-CCT-1L-PG16

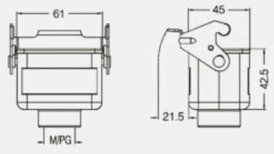

飞线下壳 高结构 Housings, cable to cable, high construction

螺纹 Thread	型号 Type
M25	H6B-CCTH-1L-M25
PG21	H6B-CCTH-1L-PG21
PG29	H6B-CCTH-1L-PG29

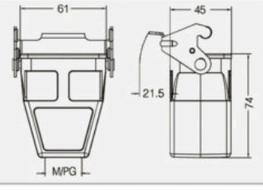

防护等级 Degree of protection： IP65

更多锁扣样式选择：请参考11-02页
More Lock Lever type：Please reference page 11-02 for details

不封底下壳 Housings, bulkhead mounting

螺纹 Thread	型号 Type
---	H6B-BK-1L
	带塑料盖 With plastic cover
---	H6B-BK-1L-CV
	带金属料盖 With metal cover
---	H6B-BK-1L-MCV

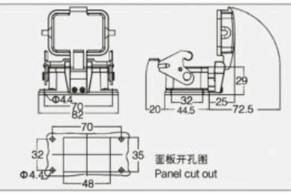

封底下壳 Housings, surface mounting

螺纹 Thread	型号 Type
M20	6B-SF-1L-M20
2M20	H6B-SF-1L-2M20
M25	H6B-SF-1L-M25
2M25	H6B-SF-1L-2M25
PG16	H6B-SF-1L-PG16
2PG16	H6B-SF-1L-2PG16
	带塑料盖 With plastic cover
M20	H6B-SF-1L-CV-M20
2M20	H6B-SF-1L-CV-2M20
M25	H6B-SF-1L-CV-M25
2M25	H6B-SF-1L-CV-2M25
PG16	H6B-SF-1L-CV-PG16
2PG16	H6B-SF-1L-CV-2PG16
	带金属盖 With metal cover
M20	H6B-SF-1L-MCV-M20
2M20	H6B-SF-1L-MCV-2M20
M25	H6B-SF-1L-MCV-M25
2M25	H6B-SF-1L-MCV-2M25
PG16	H6B-SF-1L-MCV-PG16
2PG16	H6B-SF-1L-MCV-2PG16

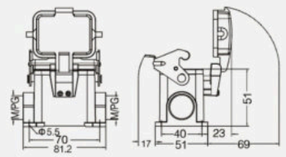

封底下壳 高结构 Housings, surface mounting, high construction

螺纹 Thread	型号 Type
M25	H6B-SFH-1L-M25
2M25	H6B-SFH-1L-2M25
M32	H6B-SFH-1L-M32
2M32	H6B-SFH-1L-2M32
PG21	H6B-SFH-1L-PG21
2PG21	H6B-SFH-1L-2PG21
PG29	H6B-SFH-1L-PG29
2PG29	H6B-SFH-1L-2PG29
	带塑料盖 With plastic cover
M25	H6B-SFH-1L-CV-M25
2M25	H6B-SFH-1L-CV-2M25
M32	H6B-SFH-1L-CV-M32
2M32	H6B-SFH-1L-CV-2M32
PG21	H6B-SFH-1L-CV-PG21
2PG21	H6B-SFH-1L-CV-2PG21
PG29	H6B-SFH-1L-CV-PG29
2PG29	H6B-SFH-1L-CV-2PG29
	带金属盖 With metal cover
M25	H6B-SFH-1L-MCV-M25
2M25	H6B-SFH-1L-MCV-2M25
M32	H6B-SFH-1L-MCV-M32
2M32	H6B-SFH-1L-MCV-2M32
PG21	H6B-SFH-1L-MCV-PG21
2PG21	H6B-SFH-1L-MCV-2PG21
PG29	H6B-SFH-1L-MCV-PG29
2PG29	H6B-SFH-1L-MCV-2PG29

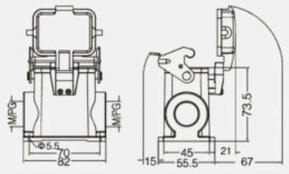

防护等级 Degree of protection： IP65

防护盖 Protection covers, plastic

接线方式 Connect way	描述 Applications	型号 Type
---	塑料盖 For hoods	H6B-CV-2C

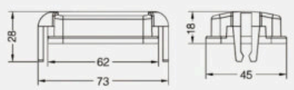

防护盖 Protection covers, metal

接线方式 Connect way	描述 Applications	型号 Type
	金属盖/用于上壳 For hoods	H6B-MCV-2B/1
	金属盖/用于下壳 For housings	H6B-MCV-2B/2

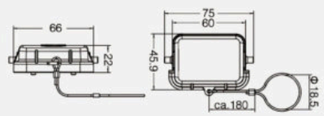

防护盖 Protection covers, metal

接线方式 Connect way	描述 Applications	型号 Type
	金属盖/用于上壳 For hoods	H6B-MCV-1L.1S

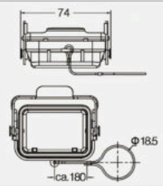

上壳侧出线/顶出线 高结构 Hoods,side&top entry,high construction

型号为:H6B-SEH/TEH-2B-XX/XX
如有需要请与我司联系

防护等级 Degree of protection： IP65

上壳 侧出线 Hoods, side entry

螺纹 Thread	型号 Type
M20	H6B-MSE-2B-M20
PG13.5	H6B-MSE-2B-PG13.5

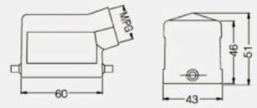

上壳 侧出线 高结构 Hoods, side entry, high construction

螺纹 Thread	型号 Type
M25	H6B-MSEH-2B-M25
PG21	H6B-MSEH-2B-PG21

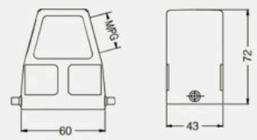

上壳 顶出线 Hoods, top entry

螺纹 Thread	型号 Type
M20	H6B-MTE-2B-M20
PG13.5	H6B-MTE-2B-PG13.5
PG16	H6B-MTE-2B-PG16

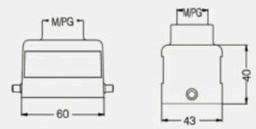

上壳 顶出线 高结构 Hoods, top entry, high construction

螺纹 Thread	型号 Type
M25	H6B-MTEH-2B-M25

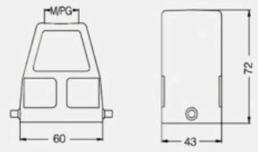

飞线下壳 Housings, cable to cable

螺纹 Thread	型号 Type
PG13.5	H6B-MCCT-1L-PG13.5

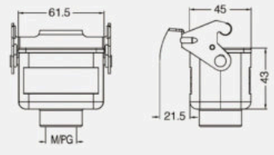

6B 金属外壳 适用于苛刻环境(耐腐蚀) Metal Hoods & Housings For higher environmental requirements

防护等级 Degree of protection： IP65

上壳 侧出线 Hoods, side entry

螺纹 Thread	型号 Type
---	H6B-MBK-1L
	带金属盖With metal cover
---	H6B-MBK-1L-MMCV

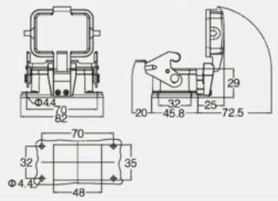

封底下壳 Housings, surface mounting

螺纹 Thread	型号 Type
2PG16	H6B-MSF-1L-2PG16
2M20	H6B-MSF-1L-2M20

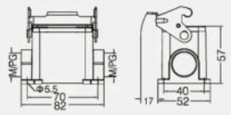

防护盖 Protection covers, metal

接线方式 Connect way	描述 Applications	型号 Type
	金属盖/用于上壳 For hoods	H6B-MMCV-2B/1
	金属盖/用于下壳 For housings	H6B-MMCV-2B/2

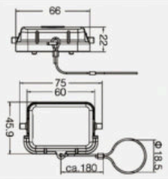

6B 高防护外壳 Hoods & Housings for harsh environmental requirements

防护等级 Degree of protection： IP68 W version

上壳 侧出线 高结构 Hoods, side entry, high construction

螺纹 Thread	型号 Type
M20	HP6B-SEH-2S-M20
M25	HP6B-SEH-2S-M25
M32	HP6B-SEH-2S-M32
PG16	HP6B-SEH-2S-PG16
PG21	HP6B-SEH-2S-PG21

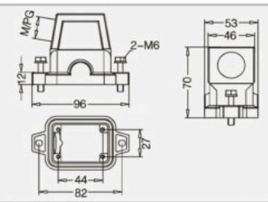

上壳 顶出线 高结构 Hoods, top entry, high construction

螺纹 Thread	型号 Type
M20	HP6B-TEH-2S-M20
M25	HP6B-TEH-2S-M25
M32	HP6B-TEH-2S-M32
PG16	HP6B-TEH-2S-PG16
PG21	HP6B-TEH-2S-PG21
PG29	HP6B-TEH-2S-PG29

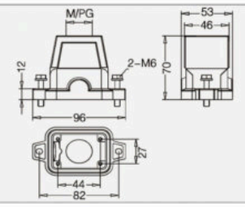

封底下壳 高结构 Housings, surface mounting, high construction

螺纹 Thread	型号 Type
M20	HP6B-SFH-2H-M20
M25	HP6B-SFH-2H-M25
M32	HP6B-SFH-2H-M32
PG16	HP6B-SFH-2H-PG16
PG21	HP6B-SFH-2H-PG21

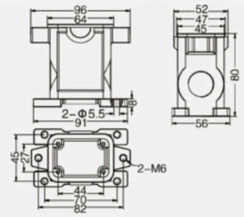

不封底下壳 Housings, bulkhead mounting

螺纹 Thread	型号 Type
---	HP6B-BK-2H

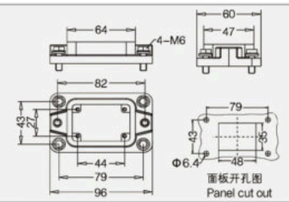

防护等级 Degree of protection： IP68

H version

上壳 侧出线 高结构 Hoods, side entry, high construction

螺纹 Thread	型号 Type
	螺栓联锁 Screw locking
M20	HP6B/H-SEH-2S-M20
M25	HP6B/H-SEH-2S-M25
M32	HP6B/H-SEH-2S-M32
PG16	HP6B/H-SEH-2S-PG16
PG21	HP6B/H-SEH-2S-PG21
PG29	HP6B/H-SEH-2S-PG29
	轴销联锁 Toggle locking
M20	HP6B/H-SEH-2T-M20
M25	HP6B/H-SEH-2T-M25
M32	HP6B/H-SEH-2T-M32
PG16	HP6B/H-SEH-2T-PG16
PG21	HP6B/H-SEH-2T-PG21

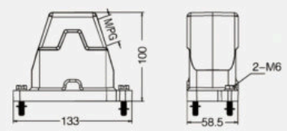

上壳 顶出线 高结构 Hoods, top entry, high construction

螺纹 Thread	型号 Type
	螺栓联锁 Screw locking
M20	HP6B/H-TEH-2S-M20
M25	HP6B/H-TEH-2S-M25
M32	HP6B/H-TEH-2S-M32
PG16	HP6B/H-TEH-2S-PG16
PG21	HP6B/H-TEH-2S-PG21
PG29	HP6B/H-TEH-2S-PG29
	轴销联锁 Toggle locking
M20	HP6B/H-TEH-2T-M20
M25	HP6B/H-TEH-2T-M25
M32	HP6B/H-TEH-2T-M32
PG16	HP6B/H-TEH-2T-PG16
PG21	HP6B/H-TEH-2T-PG21
PG29	HP6B/H-TEH-2T-PG29

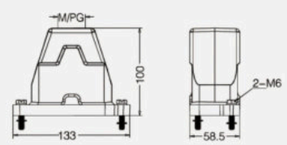

封底下壳 高结构 Housings, surface mounting, high construction

螺纹 Thread	型号 Type
	螺栓联锁 Screw locking
M20	HP6B/H-SFH-2H-M20
M25	HP6B/H-SFH-2H-M25
M32	HP6B/H-SFH-2H-M32
PG16	HP6B/H-SFH-2H-PG16
PG21	HP6B/H-SFH-2H-PG21
PG29	HP6B/H-SFH-2H-PG29
	轴销联锁 Toggle locking
M20	HP6B/H-SFH-2T-M20
M25	HP6B/H-SFH-2T-M25
M32	HP6B/H-SFH-2T-M32
PG16	HP6B/H-SFH-2T-PG16
PG21	HP6B/H-SFH-2T-PG21
PG29	HP6B/H-SFH-2T-PG29

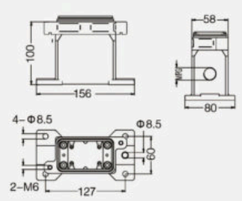

6B 高防护外壳 Hoods & Housings for harsh environmental requirements

防护等级 Degree of protection： IP68

H version

不封底下壳 Housings, bulkhead mounting

螺纹 Thread	型号 Type
	螺栓联锁 Screw locking
---	HP6B/H-BK-2H
	轴销联锁 Toggle locking
---	HP6B/H-BK-2T
	带金属盖With metal cover
	螺栓联锁 Screw locking
---	HP6B/H-BK-2H-MCV
	轴销联锁 Toggle locking
---	HP6B/H-BK-2T-MCV

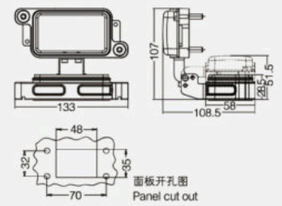

防护盖 Protection covers

螺纹 Thread	型号 Type
	螺栓联锁 Screw locking
---	HP6B/H-MCV-2S
	轴销联锁 Toggle locking
---	HP6B/H-MCV-2T

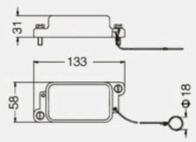

上壳 侧出线 高结构 Hoods, side entry, high construction



螺纹 Thread	型号 Type
M20	HP6B/H-SEH-4S-M20
M25	HP6B/H-SEH-4S-M25
M32	HP6B/H-SEH-4S-M32
M40	HP6B/H-SEH-4S-M40
PG16	HP6B/H-SEH-4S-PG16
PG21	HP6B/H-SEH-4S-PG21

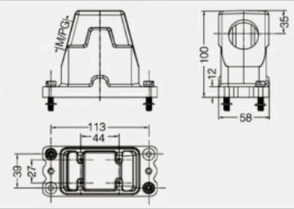

上壳 顶出线 高结构 Hoods, top entry, high construction

螺纹 Thread	型号 Type
M20	HP6B/H-TEH-4S-M20
M25	HP6B/H-TEH-4S-M25
M32	HP6B/H-TEH-4S-M32
M40	HP6B/H-TEH-4S-M40
PG16	HP6B/H-TEH-4S-PG16
PG21	HP6B/H-TEH-4S-PG21
PG29	HP6B/H-TEH-4S-PG29

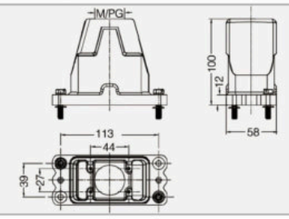

不封底下壳 Housings, bulkhead mounting

螺纹 Thread	型号 Type
---	HP6B/H-BK-4H

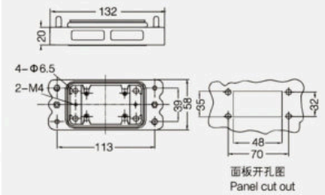

防护等级 Degree of protection： IP68

上壳 侧出线 高结构 Hoods, side entry, high construction

螺纹 Thread	型号 Type
M20	HC6B-SEH-2S-M20
M25	HC6B-SEH-2S-M25
PG16	HC6B-SEH-2S-PG16
PG21	HC6B-SEH-2S-PG21

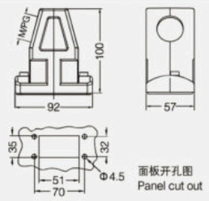

上壳 顶出线 高结构 Hoods, top entry, high construction

螺纹 Thread	型号 Type
M20	HC6B-TEH-2S-M20
M25	HC6B-TEH-2S-M25
PG16	HC6B-TEH-2S-PG16
PG21	HC6B-TEH-2S-PG21

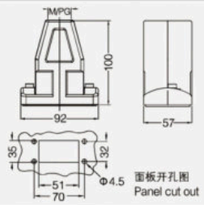

芯体安装支块 Protection covers

描述 Application	型号 Type
整体型外壳适配 For integral type hoods	APT-C

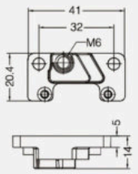

防护等级 Degree of protection： IP65

上壳 侧出线 高结构 Hoods, side entry, high construction

螺纹 Thread	型号 Type
M25	H10B.P-SEH-4B-M25
M32	H10B.P-SEH-4B-M32

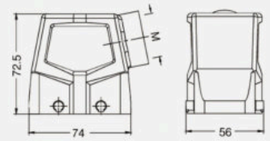

上壳 顶出线 高结构 Hoods, top entry, high construction

螺纹 Thread	型号 Type
M25	H10B.P-TEH-4B-M25
M32	H10B.P-TEH-4B-M32

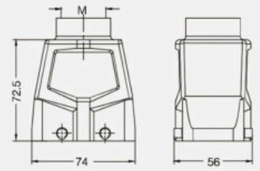

不封底下壳 Housings, bulkhead mounting

螺纹 Thread	型号 Type
---	H10B.P-BK-2L

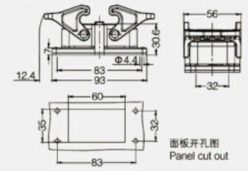

封底下壳 高结构 Housings, surface mounting, high construction

螺纹 Thread	型号 Type
M25	H10B.P-SFH-2L-M25
2M25	H10B.P-SFH-2L-2M25
M32	H10B.P-SFH-2L-M32
2M32	H10B.P-SFH-2L-2M32

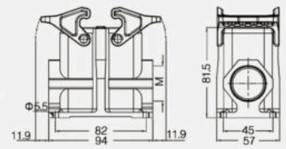

防护盖 Protection covers

螺纹 Thread	型号 Type
---	H10B.P-CV-4B/2

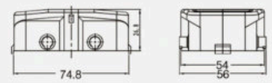

防护盖 Protection covers

螺纹 Thread	型号 Type
---	H10B.P-CV-2L/1

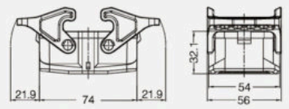

防护等级 Degree of protection： IP65

更多锁扣样式选择：请参考11-02页
More Lock Lever type：Please reference page 11-02 for details

上壳 侧出线 Hoods, side entry

螺纹 Thread	型号 Type
M20	H10B-SE-2B-M20
M25	H10B-SE-2B-M25
PG16	H10B-SE-2B-PG16

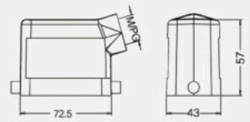

上壳 侧出线 高结构 Hoods, side entry, high construction

螺纹 Thread	型号 Type
M25	H10B-SEH-2B-M25
M32	H10B-SEH-2B-M32
PG21	H10B-SEH-2B-PG21
PG29	H10B-SEH-2B-PG29

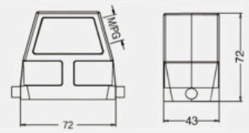

上壳 顶出线 Hoods, top entry

螺纹 Thread	型号 Type
M20	H10B-TE-2B-M20
M25	H10B-TE-2B-M25
PG16	H10B-TE-2B-PG16

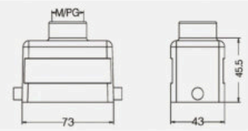

上壳 顶出线 高结构 Hoods, top entry, high construction

螺纹 Thread	型号 Type
M25	H10B-TEH-2B-M25
M32	H10B-TEH-2B-M32
PG21	H10B-TEH-2B-PG21
PG29	H10B-TEH-2B-PG29

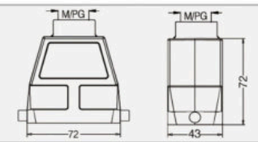

飞线下壳 Housings, cable to cable

螺纹 Thread	型号 Type
M20	H10B-CCT-1L-M20
PG16	H10B-CCT-1L-PG16

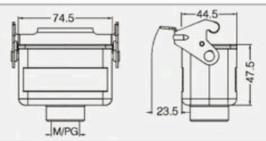

飞线下壳 高结构 Housings, cable to cable, high construction

螺纹 Thread	型号 Type
M25	H10B-CCTH-1L-M25
M32	H10B-CCTH-1L-M32
PG21	H10B-CCTH-1L-PG21
PG29	H10B-CCTH-1L-PG29

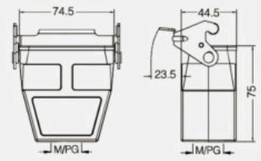

不封底下壳 Housings, bulkhead mounting

螺纹 Thread	型号 Type
---	H10B-BK-SE-1L(82-68-4.5)
---	H10B-BK-SE-1L(82-70-4.5)
---	H10B-BK-SE-1L(85-73-4.5)
---	H10B-BK-SE-1L(85-73-5.5)
---	H10B-BK-SE-1L(92-70-4.1)
---	H10B-BK-SE-1L(92-70-4.3)
---	H10B-BK-SE-1L(92-77-4.3)
---	H10B-BK-SE-1L(92-80-5.1)
---	H10B-BK-SE-1L(98-70-4.3)
---	H10B-BK-SE-1L(98-68-4.5)

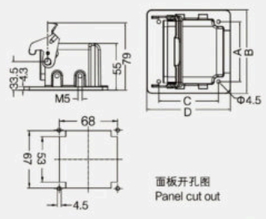

10B 金属外壳 Metal Hoods & Housings

防护等级 Degree of protection： IP65

更多锁扣样式选择：请参考11-02页
More Lock Lever type：Please reference page 11-02 for details

不封底下壳 Housings, bulkhead mounting

螺纹 Thread	型号 Type
---	H10B-BK-1L
	带塑料盖 With plastic cover
---	H10B-BK-1L-CV
	带金属料盖 With metal cover
---	H10B-BK-1L-MCV

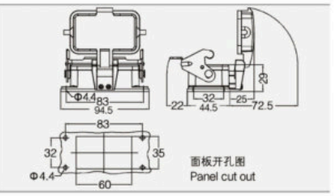

封底下壳 Housings, surface mounting

螺纹 Thread	型号 Type
M20	H10B-SF-1L-M20
2M20	H10B-SF-1L-2M20
M25	H10B-SF-1L-M25
2M25	H10B-SF-1L-2M25
PG16	H10B-SF-1L-PG16
2PG16	H10B-SF-1L-2PG16
	带塑料盖 With plastic cover
M20	H10B-SF-1L-CV-M20
2M20	H10B-SF-1L-CV-2M20
M25	H10B-SF-1L-CV-M25
2M25	H10B-SF-1L-CV-2M25
PG16	H10B-SF-1L-CV-PG16
2PG16	H10B-SF-1L-CV-2PG16
	带金属盖 With metal cover
M20	H10B-SF-1L-MCV-M20
2M20	H10B-SF-1L-MCV-2M20
M25	H10B-SF-1L-MCV-M25
2M25	H10B-SF-1L-MCV-2M25
PG16	H10B-SF-1L-MCV-PG16
2PG16	H10B-SF-1L-MCV-2PG16

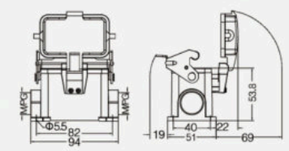

封底下壳 高结构 Housings, surface mounting, high construction

螺纹 Thread	型号 Type
M25	H10B-SFH-1L-M25
2M25	H10B-SFH-1L-2M25
M32	H10B-SFH-1L-M32
2M32	H10B-SFH-1L-2M32
PG21	H10B-SFH-1L-PG21
2PG21	H10B-SFH-1L-2PG21
PG29	H10B-SFH-1L-PG29
2PG29	H10B-SFH-1L-2PG29
	带塑料盖 With plastic cover
M25	H10B-SFH-1L-CV-M25
2M25	H10B-SFH-1L-CV-2M25
M32	H10B-SFH-1L-CV-M32
2M32	H10B-SFH-1L-CV-2M32
PG21	H10B-SFH-1L-CV-PG21
2PG21	H10B-SFH-1L-CV-2PG21
PG29	H10B-SFH-1L-CV-PG29
2PG29	H10B-SFH-1L-CV-2PG29
	带金属盖 With metal cover
M25	H10B-SFH-1L-MCV-M25
2M25	H10B-SFH-1L-MCV-2M25
M32	H10B-SFH-1L-MCV-M32
2M32	H10B-SFH-1L-MCV-2M32
PG21	H10B-SFH-1L-MCV-PG21
2PG21	H10B-SFH-1L-MCV-2PG21
PG29	H10B-SFH-1L-MCV-PG29
2PG29	H10B-SFH-1L-MCV-2PG29

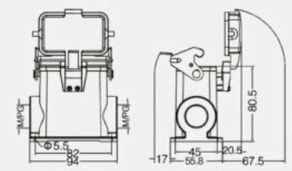

防护等级 Degree of protection： IP65

更多锁扣样式选择：请参考11-02页
More Lock Lever type：Please reference page 11-02 for details

上壳 侧出线 Hoods, side entry

螺纹 Thread	型号 Type
M20	H10B-SE-4B-M20
M25	H10B-SE-4B-M25
PG16	H10B-SE-4B-PG16

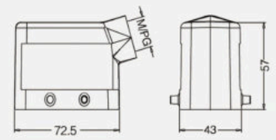

上壳 侧出线 高结构 Hoods, side entry, high construction

螺纹 Thread	型号 Type
M25	H10B-SEH-4B-M25
M32	H10B-SEH-4B-M32
PG21	H10B-SEH-4B-PG21
PG29	H10B-SEH-4B-PG29

我司可提供顶部、侧面同时出线的非标品，详见P16-06
We can provide non-standard products with both top&side entry,see P16-06

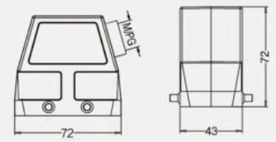

上壳 顶出线 Hoods, top entry

螺纹 Thread	型号 Type
M20	H10B-TE-4B-M20
M25	H10B-TE-4B-M25
PG16	H10B-TE-4B-PG16

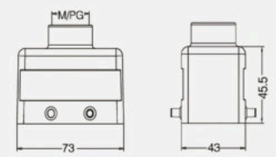

上壳 顶出线 高结构 Hoods, top entry, high construction

螺纹 Thread	型号 Type
M25	H10B-TEH-4B-M25
M32	H10B-TEH-4B-M32
2M20	H10B-TEH-4B-2M20
PG16	H10B-TEH-4B-PG16
PG21	H10B-TEH-4B-PG21
Pg29	H10B-TEH-4B-PG29

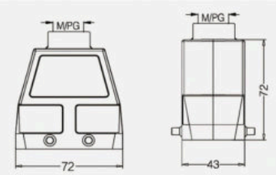

不封底下壳 Housings, bulkhead mounting

螺纹 Thread	型号 Type
---	H10B-BK-2L

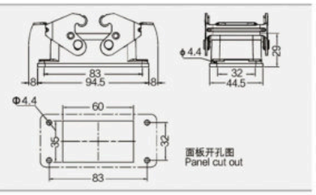

封底下壳 Housings, surface mounting

螺纹 Thread	型号 Type
M20	H10B-SF-2L-M20
2M20	H10B-SF-2L-2M20
M25	H10B-SF-2L-M25
2M25	H10B-SF-2L-2M25
PG16	H10B-SF-2L-PG16
2PG16	H10B-SF-2L-2PG16

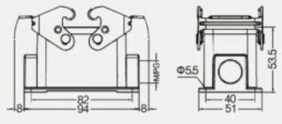

防护等级 Degree of protection： IP65

更多锁扣样式选择：请参考11-02页
More Lock Lever type：Please reference page 11-02 for details

封底下壳 高结构 Housings, surface mounting, high construction

螺纹 Thread	型号 Type
M25	H10B-SFH-2L-M25
2M25	H10B-SFH-2L-2M25
M32	H10B-SFH-2L-M32
2M32	H10B-SFH-2L-2M32
PG21	H10B-SFH-2L-PG21
2PG21	H10B-SFH-2L-2PG21
PG29	H10B-SFH-2L-PG29
2PG29	H10B-SFH-2L-2PG29

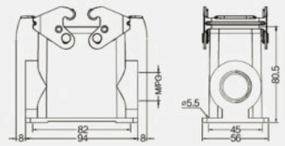

飞线下壳 Housings, cable to cable

螺纹 Thread	型号 Type
M20	H10B-CCT-2L-M20
PG16	H10B-CCT-2L-PG16

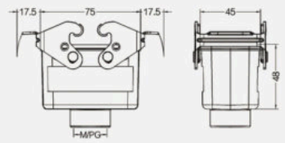

飞线下壳 高结构 Housings, cable to cable, high construction

螺纹 Thread	型号 Type
M25	H10B-CCTH-2L-M25
M32	H10B-CCTH-2L-M32
PG21	H10B-CCTH-2L-PG21
PG29	H10B-CCTH-2L-PG29

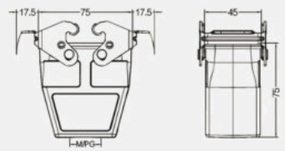

塑料防护盖 Protection covers, plastic

接线方式 Connect way	描述 Applications	型号 Type
---	用于上壳 For hoods	H10B-CV-4C

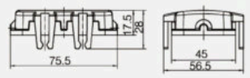

塑料防护盖 Protection covers,Plastic

接线方式 Connect way	描述 Applications	型号 Type
	塑料盖/用于飞线下壳 For Housings,cable to cable	H10B-CV-4B/1
	塑料盖/用于不封底,封底下壳 For housing,bulkhead/ surface mounting	H10B-CV-4B/2

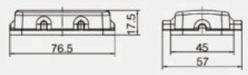

防护等级 Degree of protection： IP65

更多锁扣样式选择：请参考11-02页
More Lock Lever type：Please reference page 11-02 for details

上壳 侧出线 Hoods, side entry

螺纹 Thread	型号 Type
M20	H10B-SE-2L-M20
PG16	H10B-SE-2L-PG16

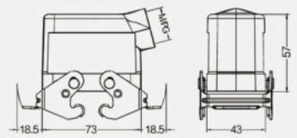

上壳 侧出线 高结构 Hoods, side entry, high construction

螺纹 Thread	型号 Type
M25	H10B-SEH-2L-M25
M32	H10B-SEH-2L-M32
PG21	H10B-SEH-2L-PG21
PG29	H10B-SEH-2L-PG29

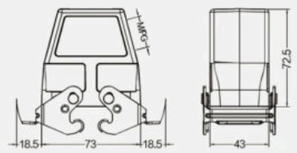

上壳 顶出线 Hoods, top entry

螺纹 Thread	型号 Type
M20	H10B-TE-2L-M20
PG16	H10B-TE-2L-PG16

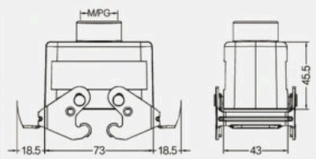

上壳 顶出线 高结构 Hoods, top entry, high construction

螺纹 Thread	型号 Type
M25	H10B-TEH-2L-M25
M32	H10B-TEH-2L-M32
PG21	H10B-TEH-2L-PG21
PG29	H10B-TEH-2L-PG29

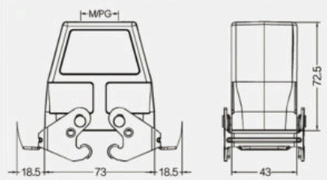

不封底下壳 Housings, bulkhead mounting

螺纹 Thread	型号 Type
---	H10B-BK-4B
	带塑料盖 With plastic cover
---	H10B-BK-4B-CV
	带金属盖 With metal cover
---	H10B-BK-4B-MCV

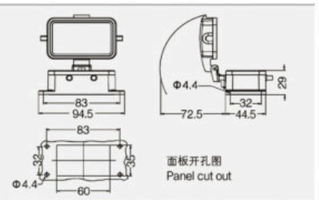

上壳侧出线/顶出线 高结构 Hoods,side&top entry,high construction

型号为:H10B-SEH/TEH-4B-XX/XX
如有需要请与我司联系

防护等级 Degree of protection： IP65

封底下壳 Housings, surface mounting

螺纹 Thread	型号 Type
M20	H10B-SF-4B-M20
2M20	H10B-SF-4B-2M20
M25	H10B-SF-4B-M25
2M25	H10B-SF-4B-2M25
PG16	H10B-SF-4B-PG16
2PG16	H10B-SF-4B-2PG16
	带塑料盖 With plastic cover
M20	H10B-SF-4B-CV-M20
2M20	H10B-SF-4B-CV-2M20
M25	H10B-SF-4B-CV-M25
2M25	H10B-SF-4B-CV-2M25
PG16	H10B-SF-4B-CV-PG16
2PG16	H10B-SF-4B-CV-2PG16
	带金属盖 With metal cover
M20	H10B-SF-4B-MCV-M20
2M20	H10B-SF-4B-MCV-2M20
M25	H10B-SF-4B-MCV-M25
2M25	H10B-SF-4B-MCV-2M25
PG16	H10B-SF-4B-MCV-PG16
2PG16	H10B-SF-4B-MCV-2PG16

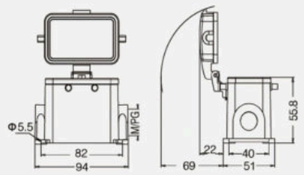

封底下壳 高结构 Housings, surface mounting, high construction

螺纹 Thread	型号 Type
M25	H10B-SFH-4B-M25
2M25	H10B-SFH-4B-2M25
M32	H10B-SFH-4B-M32
2M32	H10B-SFH-4B-2M32
PG21	H10B-SFH-4B-PG21
2PG21	H10B-SFH-4B-2PG21
PG29	H10B-SFH-4B-PG29
2PG29	H10B-SFH-4B-2PG29
	带塑料盖 With plastic cover
M25	H10B-SFH-4B-CV-M25
2M25	H10B-SFH-4B-CV-2M25
M32	H10B-SFH-4B-CV-M32
2M32	H10B-SFH-4B-CV-2M32
PG21	H10B-SFH-4B-CV-PG21
2PG21	H10B-SFH-4B-CV-2PG21
PG29	H10B-SFH-4B-CV-PG29
2PG29	H10B-SFH-4B-CV-2PG29
	带金属盖 With metal cover
M25	H10B-SFH-4B-MCV-M25
2M25	H10B-SFH-4B-MCV-2M25
M32	H10B-SFH-4B-MCV-M32
2M32	H10B-SFH-4B-MCV-2M32
PG21	H10B-SFH-4B-MCV-PG21
2PG21	H10B-SFH-4B-MCV-2PG21
PG29	H10B-SFH-4B-MCV-PG29
2PG29	H10B-SFH-4B-MCV-2PG29

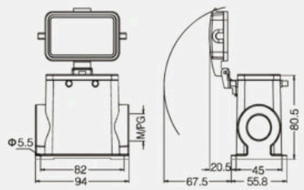

防护盖 Protection covers, metal

接线方式 Connect way	描述 Applications	型号 Type
	金属盖/用于上壳 For hoods	H10B-MCV-4B/1
	金属盖/用于下壳 For housings	H10B-MCV-4B/2

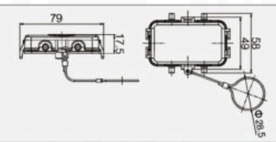

防护盖 Protection covers, metal

接线方式 Connect way	描述 Applications	型号 Type
	金属盖/用于上壳 For hoods	H10B-MCV-2L.1S
	金属盖/用于下壳 For housings	H10B-MCV-2L.2S

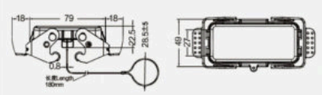

防护等级 Degree of protection： IP65 W version

上壳 侧出线 Hoods, side entry

螺纹 Thread	型号 Type
M20	H10B-MSE-4B-M20
PG16	H10B-MSE-4B-PG16

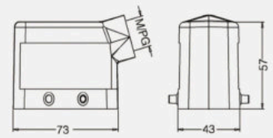

上壳 侧出线 高结构 Hoods, side entry, high construction



螺纹 Thread	型号 Type
M25	H10B-MSEH-4B-M25

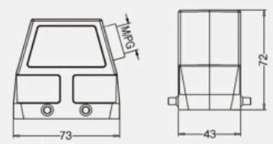

上壳 顶出线 Hoods, top entry

螺纹 Thread	型号 Type
M20	H10B-MTE-4B-M20
PG16	H10B-MTE-4B-PG16

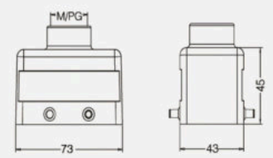

上壳 顶出线 高结构 Hoods, top entry, high construction

螺纹 Thread	型号 Type
M32	H10B-MTEH-4B-M32

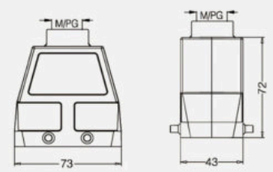

飞线下壳 Housings, cable to cable

螺纹 Thread	型号 Type
PG16	H10B-MCCT-2L-PG16

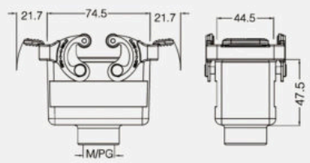

不封底下壳 Housings, bulkhead mounting

螺纹 Thread	型号 Type
---	H10B-MBK-2L

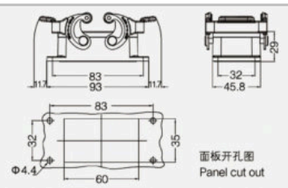

防护等级 Degree of protection： IP65

上壳 侧出线 Hoods, side entry

螺纹 Thread	型号 Type
M20	H10B-MSF-2L-2M20
PG16	H10B-MSF-2L-2PG16

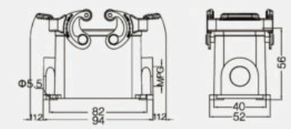

上壳 侧出线 高结构 Hoods, side entry, high construction

螺纹 Thread	型号 Type
M32	H10B-MSFH-2L-2M32

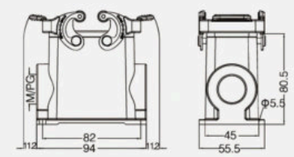

防护盖 Protection covers, metal

螺纹 Thread	型号 Type
---	H10B-MMCV-2L.1S

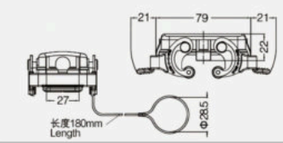

防护盖 Protection covers, metal

螺纹 Thread	型号 Type
---	H10B-MMCV-4B/2

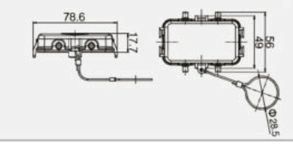

防护等级 Degree of protection： IP65 2耳

上壳 顶出线 高结构 Hoods, top entry, high construction

螺纹 Thread	型号 Type
M32	H10B-MTEH-2B-M32

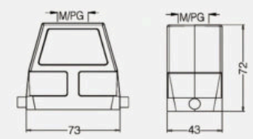

封底下壳 高结构 Housings, surface mounting, high construction

螺纹 Thread	型号 Type
M25	H10B-MSFH-1L-M25

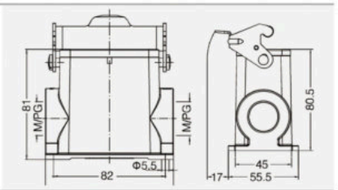

防护等级 Degree of protection： IP68 — W version

上壳 侧出线 高结构 Hoods, side entry, high construction

螺纹 Thread	型号 Type
M20	HP10B-SEH-2S-M20
M25	HP10B-SEH-2S-M25
M32	HP10B-SEH-2S-M32
PG16	HP10B-SEH-2S-PG16
PG21	HP10B-SEH-2S-PG21

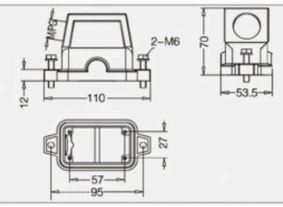

上壳 顶出线 高结构 Hoods, top entry, high construction

螺纹 Thread	型号 Type
M20	HP10B-TEH-2S-M20
M25	HP10B-TEH-2S-M25
M32	HP10B-TEH-2S-M32
PG16	HP10B-TEH-2S-PG16
PG21	HP10B-TEH-2S-PG21
PG29	HP10B-TEH-2S-PG29

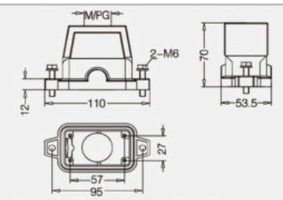

封底下壳 高结构 Housings, surface mounting, high construction

螺纹 Thread	型号 Type
M20	HP10B-SFH-2H-M20
M25	HP10B-SFH-2H-M25
M32	HP10B-SFH-2H-M32
PG16	HP10B-SFH-2H-PG16
PG21	HP10B-SFH-2H-PG21

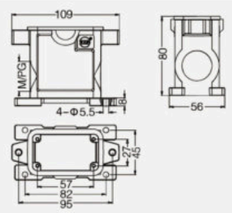

不封底下壳 Housings, bulkhead mounting

螺纹 Thread	型号 Type
---	HP10B-BK-2H

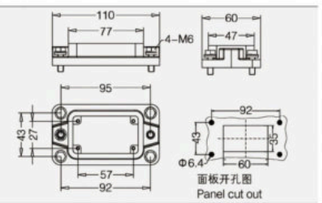

防护等级 Degree of protection： IP68 — H version

上壳 侧出线 高结构 Hoods, side entry, high construction

螺纹 Thread	型号 Type
	螺栓联锁 Screw locking
M20	HP10B/H-SEH-2S-M20
M25	HP10B/H-SEH-2S-M25
M32	HP10B/H-SEH-2S-M32
M40	HP10B/H-SEH-2S-M40
PG16	HP10B/H-SEH-2S-PG16
PG21	HP10B/H-SEH-2S-PG21
PG29	HP10B/H-SEH-2S-PG29
	轴销联锁 Toggle locking
M20	HP10B/H-SEH-2T-M20
M25	HP10B/H-SEH-2T-M25
M32	HP10B/H-SEH-2T-M32
PG16	HP10B/H-SEH-2T-PG16
PG21	HP10B/H-SEH-2T-PG21
PG29	HP10B/H-SEH-2T-PG29

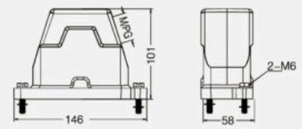

上壳 顶出线 高结构 Hoods, top entry, high construction

螺纹 Thread	型号 Type
	螺栓联锁 Screw locking
M20	HP10B/H-TEH-2S-M20
M25	HP10B/H-TEH-2S-M25
M32	HP10B/H-TEH-2S-M32
M40	HP10B/H-TEH-2S-M40
2M20	HP10B/H-TEH-2S-2M20
PG16	HP10B/H-TEH-2S-PG16
PG21	HP10B/H-TEH-2S-PG21
PG29	HP10B/H-TEH-2S-PG29
	轴销联锁 Toggle locking
M20	HP10B/H-TEH-2T-M20
M25	HP10B/H-TEH-2T-M25
M32	HP10B/H-TEH-2T-M32
PG16	HP10B/H-TEH-2T-PG16
PG21	HP10B/H-TEH-2T-PG21
PG29	HP10B/H-TEH-2T-PG29

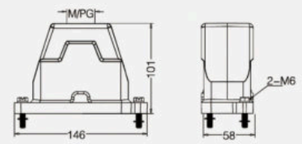

封底下壳 高结构 Housings, surface mounting, high construction

螺纹 Thread	型号 Type
	螺栓联锁 Screw locking
M20	HP10B/H-SFH-2H-M20
M25	HP10B/H-SFH-2H-M25
M32	HP10B/H-SFH-2H-M32
M40	HP10B/H-SFH-2H-M40
2M25	HP10B/H-SFH-2H-2M25
2M32	HP10B/H-SFH-2H-2M32
PG16	HP10B/H-SFH-2H-PG16
PG21	HP10B/H-SFH-2H-PG21
PG29	HP10B/H-SFH-2H-PG29
	轴销联锁 Toggle locking
M20	HP10B/H-SFH-2T-M20
M25	HP10B/H-SFH-2T-M25
M32	HP10B/H-SFH-2T-M32
PG16	HP10B/H-SFH-2T-PG16
PG21	HP10B/H-SFH-2T-PG21
PG29	HP10B/H-SFH-2T-PG29

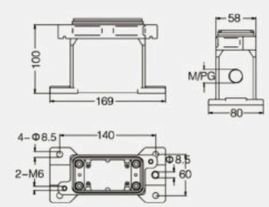

防护等级 Degree of protection： IP68

H version

不封底下壳 Housings, bulkhead mounting

螺纹 Thread	型号 Type
	螺栓联锁 Screw locking
---	HP10B/H-BK-2H
	轴销联锁 Toggle locking
---	HP10B/H-BK-2T
	带金属盖
	螺栓联锁 Screw locking
---	HP10B/H-BK-2H-MCV
	轴销联锁 Toggle locking
---	HP10B/H-BK-2T-MCV

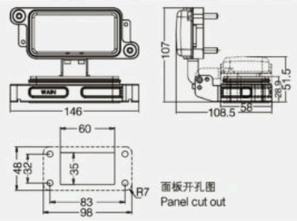

防护盖 Protection covers

螺纹 Thread	型号 Type
	螺栓联锁 Screw locking
---	HP10B/H-MCV-2S
	轴销联锁 Toggle locking
---	HP10B/H-MCV-2T

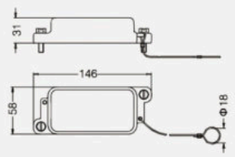

上壳 侧出线 高结构 Hoods, side entry, high construction

螺纹 Thread	型号 Type
M20	HP10B/H-SEH-4S-M20
M25	HP10B/H-SEH-4S-M25
M32	HP10B/H-SEH-4S-M32
M40	HP10B/H-SEH-4S-M40
PG16	HP10B/H-SEH-4S-PG16
PG21	HP10B/H-SEH-4S-PG21

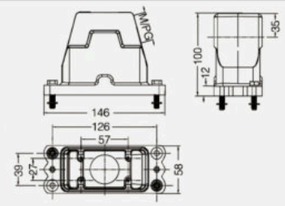

上壳 顶出线 高结构 Hoods, top entry, high construction

螺纹 Thread	型号 Type
M20	HP10B/H-TEH-4S-M20
M25	HP10B/H-TEH-4S-M25
M32	HP10B/H-TEH-4S-M32
M40	HP10B/H-TEH-4S-M40
PG16	HP10B/H-TEH-4S-PG16
PG21	HP10B/H-TEH-4S-PG21
PG29	HP10B/H-TEH-4S-PG29

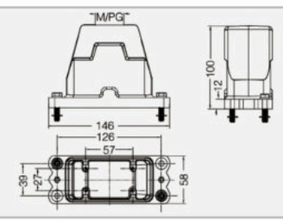

不封底下壳 Housings, bulkhead mounting

螺纹 Thread	型号 Type
---	HP10B/H-BK-4H

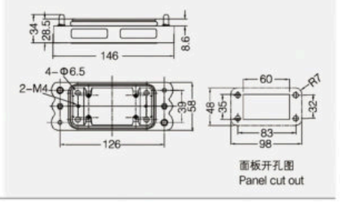

防护等级 Degree of protection： IP68

上壳 侧出线 高结构 Hoods, side entry, high construction

螺纹 Thread	型号 Type
M25	HC10B-SEH-2S-M25
M32	HC10B-SEH-2S-M32
PG16	HC10B-SEH-2S-PG16
PG21	HC10B-SEH-2S-PG21

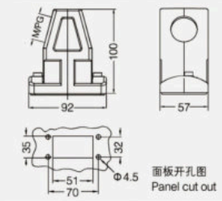

上壳 顶出线 高结构 Hoods, top entry, high construction

螺纹 Thread	型号 Type
M25	HC10B-TEH-2S-M25
M32	HC10B-TEH-2S-M32
PG16	HC10B-TEH-2S-PG16
PG21	HC10B-TEH-2S-PG21

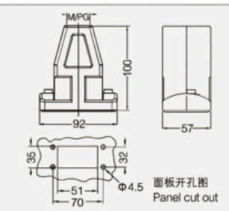

芯体安装支块 Protection covers

描述 Application	型号 Type
整体型外壳适配 For integral type hoods	APT-C

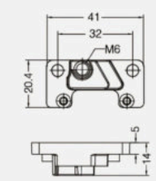

防护等级 Degree of protection： IP68/IP69K

上壳 顶出线 高结构 Hoods, top entry, high construction

螺纹 Thread	型号 Type
M20	EMC.H10B-TEH-4S-M20
M25	EMC.H10B-TEH-4S-M25
M32	EMC.H10B-TEH-4S-M32
PG21	EMC.H10B-TEH-4S-PG21
PG29	EMC.H10B-TEH-4S-PG29

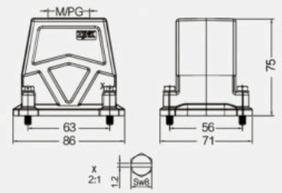

上壳 侧出线 高结构 Hoods, side entry, high construction

螺纹 Thread	型号 Type
M20	EMC10B-SEH-4S-M20
M25	EMC10B-SEH-4S-M25
M32	EMC10B-SEH-4S-M32
PG21	EMC10B-SEH-4S-PG21
PG29	EMC10B-SEH-4S-PG29

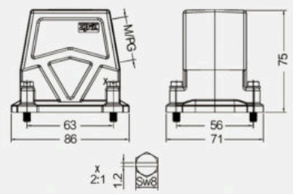

不封底下壳 Housings, bulkhead mounting

螺纹 Thread	型号 Type
---	EMC.H10B-BK-4H

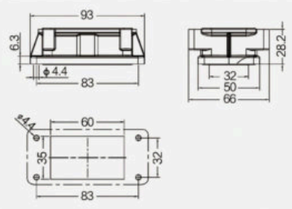

防护等级 Degree of protection： IP65

更多锁扣样式选择：请参考11-02页
More Lock Lever type：Please reference page 11-02 for details

上壳 侧出线 Hoods, side entry

螺纹 Thread	型号 Type
M20	HV10B-SE-2B-M20
PG16	HV10B-SE-2B-PG16

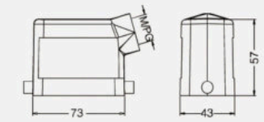

上壳 侧出线 高结构 Hoods, side entry, high construction

螺纹 Thread	型号 Type
M25	HV10B-SEH-2B-M25
M32	HV10B-SEH-2B-M32
PG21	HV10B-SEH-2B-PG21
PG29	HV10B-SEH-2B-PG29

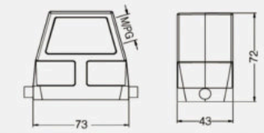

上壳 顶出线 Hoods, top entry

螺纹 Thread	型号 Type
M20	HV10B-TE-2B-M20
PG16	HV10B-TE-2B-PG16

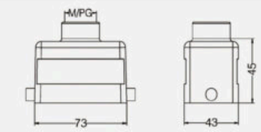

上壳 顶出线 高结构 Hoods, top entry, high construction

螺纹 Thread	型号 Type
M25	HV10B-TEH-2B-M25
M32	HV10B-TEH-2B-M32
PG21	HV10B-TEH-2B-PG21
PG29	HV10B-TEH-2B-PG29

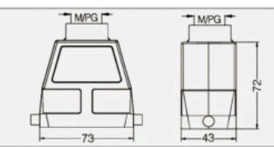

飞线下壳 Housings, cable to cable

螺纹 Thread	型号 Type
M20	HV10B-CCT-1L-M20
PG16	HV10B-CCT-1L-PG16

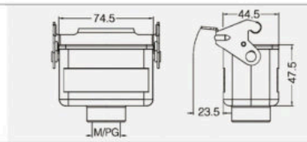

飞线下壳 高结构 Housings, cable to cable, high construction

螺纹 Thread	型号 Type
M25	HV10B-CCTH-1L-M25
M32	HV10B-CCTH-1L-M32
PG21	HV10B-CCTH-1L-PG21
PG29	HV10B-CCTH-1L-PG29

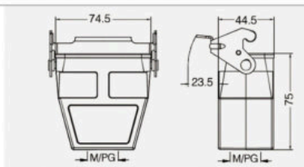

防护等级 Degree of protection： IP65

更多锁扣样式选择：请参考11-02页
More Lock Lever type：Please reference page 11-02 for details

不封底下壳 Housings, bulkhead mounting

螺纹 Thread	型号 Type
---	HV10B-BK-1L
	带塑料盖 With plastic cover
---	HV10B-BK-1L-CV
	带金属盖 With metal cover
---	HV10B-BK-1L-MCV

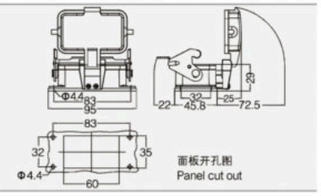

封底下壳 Housings, surface mounting

螺纹 Thread	型号 Type
M20	HV10B-SF-1L-M20
2M20	HV10B-SF-1L-2M20
M25	HV10B-SF-1L-M25
2M25	HV10B-SF-1L-2M25
PG16	HV10B-SF-1L-PG16
2PG16	HV10B-SF-1L-2PG16
	带塑料盖 With plastic cover
M20	HV10B-SF-1L-CV-M20
2M20	HV10B-SF-1L-CV-2M20
M25	HV10B-SF-1L-CV-M25
2M25	HV10B-SF-1L-CV-2M25
PG16	HV10B-SF-1L-CV-PG16
2PG16	HV10B-SF-1L-CV-2PG16
	带金属盖 With metal cover
M20	HV10B-SF-1L-MCV-M20
2M20	HV10B-SF-1L-MCV-2M20
M25	HV10B-SF-1L-MCV-M25
2M25	HV10B-SF-1L-MCV-2M25
PG16	HV10B-SF-1L-MCV-PG16
2PG16	HV10B-SF-1L-MCV-2PG16

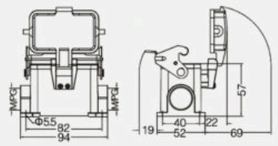

封底下壳 高结构 Housings, surface mounting, high construction

螺纹 Thread	型号 Type
M25	HV10B-SFH-1L-M25
2M25	HV10B-SFH-1L-2M25
M32	HV10B-SFH-1L-M32
2M32	HV10B-SFH-1L-2M32
PG21	HV10B-SFH-1L-PG21
2PG21	HV10B-SFH-1L-2PG21
PG29	HV10B-SFH-1L-PG29
2PG29	HV10B-SFH-1L-2PG29
	带塑料盖 With plastic cover
M25	HV10B-SFH-1L-CV-M25
2M25	HV10B-SFH-1L-CV-2M25
M32	HV10B-SFH-1L-CV-M32
2M32	HV10B-SFH-1L-CV-2M32
PG21	HV10B-SFH-1L-CV-PG21
2PG21	HV10B-SFH-1L-CV-2PG21
PG29	HV10B-SFH-1L-CV-PG29
2PG29	HV10B-SFH-1L-CV-2PG29
	带金属盖 With metal cover
M25	HV10B-SFH-1L-MCV-M25
2M25	HV10B-SFH-1L-MCV-2M25
M32	HV10B-SFH-1L-MCV-M32
2M32	HV10B-SFH-1L-MCV-2M32
PG21	HV10B-SFH-1L-MCV-PG21
2PG21	HV10B-SFH-1L-MCV-2PG21
PG29	HV10B-SFH-1L-MCV-PG29
2PG29	HV10B-SFH-1L-MCV-2PG29

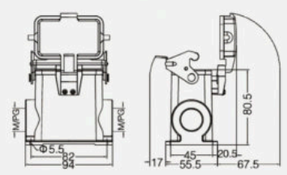

防护等级 Degree of protection： IP65

更多锁扣样式选择：请参考11-02页
More Lock Lever type：Please reference page 11-02 for details

上壳 侧出线 Hoods, side entry

螺纹 Thread	型号 Type
M20	HV10B-SE-4B-M20
PG16	HV10B-SE-4B-PG16

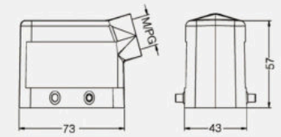

上壳 侧出线 高结构 Hoods, side entry, high construction

螺纹 Thread	型号 Type
M25	HV10B-SEH-4B-M25
M32	HV10B-SEH-4B-M32
PG21	HV10B-SEH-4B-PG21
PG29	HV10B-SEH-4B-PG29

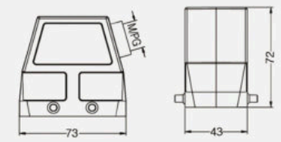

上壳 顶出线 Hoods, top entry

螺纹 Thread	型号 Type
M20	HV10B-TE-4B-M20
M25	HV10B-TE-4B-M25
PG16	HV10B-TE-4B-PG16

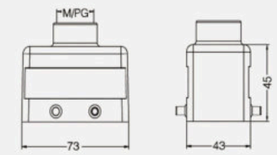

上壳 顶出线 高结构 Hoods, top entry, high construction

螺纹 Thread	型号 Type
M25	HV10B-TEH-4B-M25
M32	HV10B-TEH-4B-M32
PG21	HV10B-TEH-4B-PG21
PG29	HV10B-TEH-4B-PG29

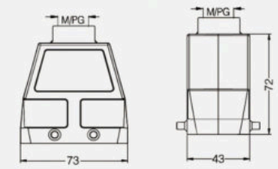

不封底下壳 Housings, bulkhead mounting

螺纹 Thread	型号 Type
---	HV10B-BK-2L

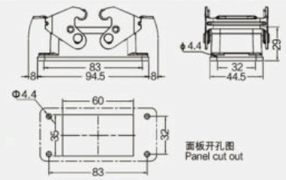

封底下壳 Housings, surface mounting

螺纹 Thread	型号 Type
M20	HV10B-SF-2L-M20
2M20	HV10B-SF-2L-2M20
M25	HV10B-SF-2L-M25
2M25	HV10B-SF-2L-2M25
PG16	HV10B-SF-2L-PG16
2PG16	HV10B-SF-2L-2PG16

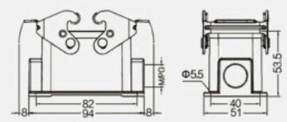

防护等级 Degree of protection： IP65

更多锁扣样式选择：请参考11-02页
More Lock Lever type：Please reference page 11-02 for details

封底下壳 高结构 Housings, surface mounting, high construction

螺纹 Thread	型号 Type
M25	HV10B-SFH-2L-M25
2M25	HV10B-SFH-2L-2M25
M32	HV10B-SFH-2L-M32
2M32	HV10B-SFH-2L-2M32
PG21	HV10B-SFH-2L-PG21
2PG21	HV10B-SFH-2L-2PG21
PG29	HV10B-SFH-2L-PG29
2PG29	HV10B-SFH-2L-2PG29

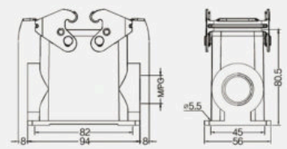

飞线下壳 Housings, cable to cable

螺纹 Thread	型号 Type
M20	HV10B-CCT-2L-M20
M25	HV10B-CCT-2L-M25
PG16	HV10B-CCT-2L-PG16

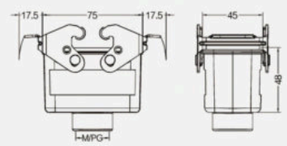

飞线下壳 高结构 Housings, cable to cable, high construction

螺纹 Thread	型号 Type
M25	HV10B-CCTH-2L-M25
M32	HV10B-CCTH-2L-M32
PG21	HV10B-CCTH-2L-PG21
PG29	HV10B-CCTH-2L-PG29

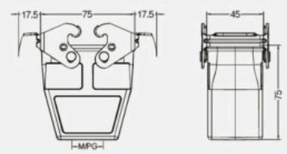

塑料防护盖 4卡扣 Protection covers, plastic

接线方式 Connect way	描述 Applications	型号 Type
---	用于上壳 For hoods	H10B-CV-4C

塑料防护盖 Protection covers, plastic

接线方式 Connect way	描述 Applications	型号 Type
	塑料盖/用于飞线下壳 For Housings,cable to cable	H10B-CV-4B/1
	塑料盖/用于不封底,封底下壳 For housing,bulkhead/ surface mounting	H10B-CV-4B/2

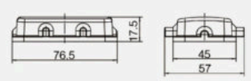

防护等级 Degree of protection： IP65

更多锁扣样式选择：请参考11-02页
More Lock Lever type：Please reference page 11-02 for details

上壳 侧出线 Hoods, side entry

螺纹 Thread	型号 Type
M20	HV10B-SE-2L-M20
PG16	HV10B-SE-2L-PG16

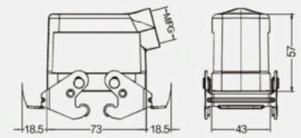

上壳 侧出线 高结构 Hoods, side entry, high construction

螺纹 Thread	型号 Type
M25	HV10B-SEH-2L-M25
M32	HV10B-SEH-2L-M32
PG21	HV10B-SEH-2L-PG21
PG29	HV10B-SEH-2L-PG29

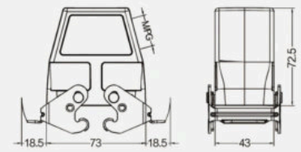

上壳 顶出线 Hoods, top entry

螺纹 Thread	型号 Type
M20	HV10B-TE-2L-M20
PG16	HV10B-TE-2L-PG16

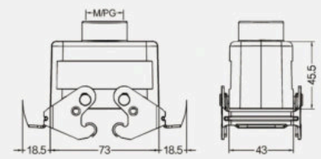

上壳 顶出线 高结构 Hoods, top entry, high construction

螺纹 Thread	型号 Type
M25	HV10B-TEH-2L-M25
M32	HV10B-TEH-2L-M32
PG21	HV10B-TEH-2L-PG21
PG29	HV10B-TEH-2L-PG29

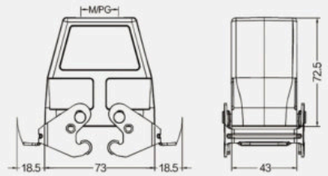

不封底下壳 Housings, bulkhead mounting

螺纹 Thread	型号 Type
---	HV10B-BK-4B
	带塑料盖 With plastic cover
---	HV10B-BK-4B-CV
	带金属盖 With metal cover
---	HV10B-BK-4B-MCV

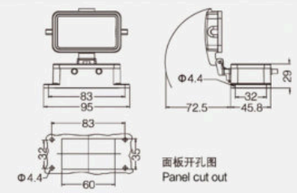

防护等级 Degree of protection： IP65

封底下壳 Housings, surface mounting

螺纹 Thread	型号 Type
M20	HV10B-SF-4B-M20
2M20	HV10B-SF-4B-2M20
M25	HV10B-SF-4B-M25
2M25	HV10B-SF-4B-2M25
PG16	HV10B-SF-4B-PG16
2PG16	HV10B-SF-4B-2PG16
	带塑料盖 With plastic cover
M20	HV10B-SF-4B-CV-M20
2M20	HV10B-SF-4B-CV-2M20
M25	HV10B-SF-4B-CV-M25
2M25	HV10B-SF-4B-CV-2M25
PG16	HV10B-SF-4B-CV-PG16
2PG16	HV10B-SF-4B-CV-2PG16
	带金属盖 With metal cover
M20	HV10B-SF-4B-MCV-M20
2M20	HV10B-SF-4B-MCV-2M20
M25	HV10B-SF-4B-MCV-M25
2M25	HV10B-SF-4B-MCV-2M25
PG16	HV10B-SF-4B-MCV-PG16
2PG16	HV10B-SF-4B-MCV-2PG16

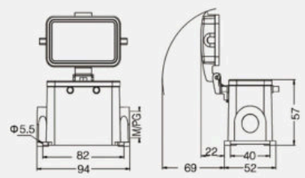

封底下壳 高结构 Housings, surface mounting, high construction

螺纹 Thread	型号 Type
M25	HV10B-SFH-4B-M25
2M25	HV10B-SFH-4B-2M25
M32	HV10B-SFH-4B-M32
2M32	HV10B-SFH-4B-2M32
PG21	HV10B-SFH-4B-PG21
2PG21	HV10B-SFH-4B-2PG21
PG29	HV10B-SFH-4B-PG29
2PG29	HV10B-SFH-4B-2PG29
	带塑料盖 With plastic cover
M25	HV10B-SFH-4B-CV-M25
2M25	HV10B-SFH-4B-CV-2M25
M32	HV10B-SFH-4B-CV-M32
2M32	HV10B-SFH-4B-CV-2M32
PG21	HV10B-SFH-4B-CV-PG21
2PG21	HV10B-SFH-4B-CV-2PG21
PG29	HV10B-SFH-4B-CV-PG29
2PG29	HV10B-SFH-4B-CV-2PG29
	带金属盖 With metal cover
M25	HV10B-SFH-4B-MCV-M25
2M25	HV10B-SFH-4B-MCV-2M25
M32	HV10B-SFH-4B-MCV-M32
2M32	HV10B-SFH-4B-MCV-2M32
PG21	HV10B-SFH-4B-MCV-PG21
2PG21	HV10B-SFH-4B-MCV-2PG21
PG29	HV10B-SFH-4B-MCV-PG29
2PG29	HV10B-SFH-4B-MCV-2PG29

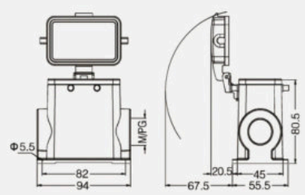

防护盖 Protection covers, metal

接线方式 Connect way	描述 Applications	型号 Type
	金属盖/用于上壳 For hoods	H10B-MCV-4B/1
	金属盖/用于下壳 For housings	H10B-MCV-4B/2

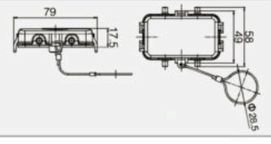

防护盖 Protection covers, metal

接线方式 Connect way	描述 Applications	型号 Type
	金属盖/用于上壳 For hoods	H10B-MCV-2L.1S
	金属盖/用于下壳 For housings	H10B-MCV-2L.2S

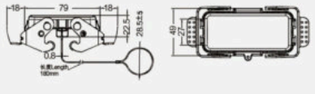

防护等级 Degree of protection： IP65

上壳 侧出线 高结构 Hoods, side entry,high construction

螺纹 Thread	型号 Type
M32	H16B.P-SEH-4B-M32
M40	H16B.P-SEH-4B-M40

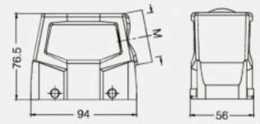

上壳 顶出线 高结构 Hoods, top entry, high construction

螺纹 Thread	型号 Type
M32	H16B.P-TEH-4B-M32
M40	H16B.P-TEH-4B-M40

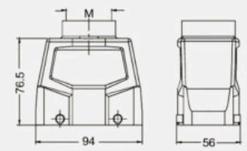

不封底下壳 Housings, bulkhead mounting

螺纹 Thread	型号 Type
---	H16B.P-BK-2L

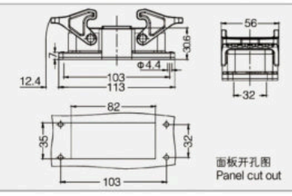

封底下壳 高结构 Housings, surface mounting, high construction

螺纹 Thread	型号 Type
M32	H16B.P-SFH-2L-M32
2M32	H16B.P-SFH-2L-2M32
M40	H16B.P-SFH-2L-M40
2M40	H16B.P-SFH-2L-2M40

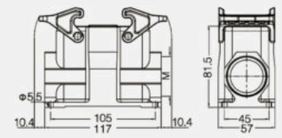

防护盖 Protection covers, metal

螺纹 Thread	型号 Type
---	H16B.P-CV-4B/2

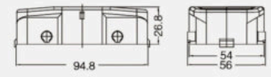

防护盖 Protection covers, metal

螺纹 Thread	型号 Type
---	H16B.P-CV-2L/1

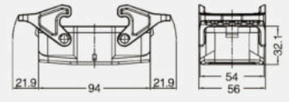

防护等级 Degree of protection： IP65

更多锁扣样式选择：请参考11-02页
More Lock Lever type：Please reference page 11-02 for details

上壳 侧出线 Hoods, side entry

螺纹 Thread	型号 Type
M25	H16B-SE-2B-M25
M32	H16B-SE-2B-M32
PG21	H16B-SE-2B-PG21

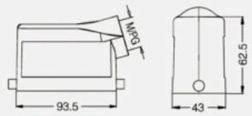

上壳 侧出线 高结构 Hoods, side entry, high construction

螺纹 Thread	型号 Type
M32	H16B-SEH-2B-M32
M40	H16B-SEH-2B-M40
PG21	H16B-SEH-2B-PG21
PG29	H16B-SEH-2B-PG29

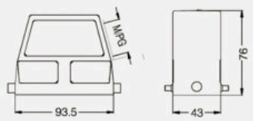

上壳 顶出线 Hoods, top entry

螺纹 Thread	型号 Type
M25	H16B-TE-2B-M25
M32	H16B-TE-2B-M32
PG21	H16B-TE-2B-PG21

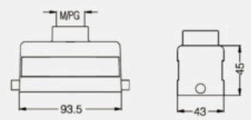

上壳 顶出线 高结构 Hoods, top entry, high construction

螺纹 Thread	型号 Type
M32	H16B-TEH-2B-M32
M40	H16B-TEH-2B-M40
PG21	H16B-TEH-2B-PG21
PG29	H16B-TEH-2B-PG29

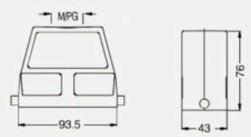

飞线下壳 Housings, cable to cable

螺纹 Thread	型号 Type
M25	H16B-CCT-1L-M25
M32	H16B-CCT-1L-M32
PG21	H16B-CCT-1L-PG21

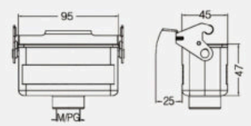

飞线下壳 高结构 Housings, cable to cable, high construction

螺纹 Thread	型号 Type
M32	H16B-CCTH-1L-M32
M40	H16B-CCTH-1L-M40
PG21	H16B-CCTH-1L-PG21
PG29	H16B-CCTH-1L-PG29

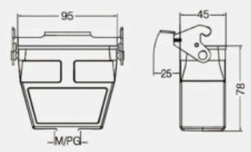

防护等级 Degree of protection： IP65

更多锁扣样式选择：请参考11-02页
More Lock Lever type：Please reference page 11-02 for details

不封底下壳 Housings, bulkhead mounting

螺纹 Thread	型号 Type	订货号 Part Number
---	H16B-BK-1L	09300160307
	带塑料盖 With plastic cover	
---	H16B-BK-1L-CV	09300160306
	带金属盖 With metal cover	
---	H16B-BK-1L-MCV	09300160318

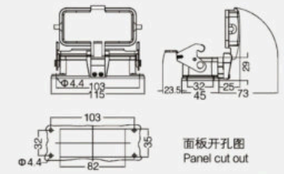

封底下壳 Housings, surface mounting

螺纹 Thread	型号 Type	订货号 Part Number
M25	H16B-SF-1L-M25	19300161251
2M25	H16B-SF-1L-2M25	19300161291
PG21	H16B-SF-1L-PG21	09300161250
2PG21	H16B-SF-1L-2PG21	09300161290
	带塑料盖 With plastic cover	
M25	H16B-SF-1L-CV-M25	19300161256
2M25	H16B-SF-1L-CV-2M25	19300161296
PG21	H16B-SF-1L-CV-PG21	09300161255
2PG21	H16B-SF-1L-CV-2PG21	09300161295
	带金属盖 With metal cover	
M25	H16B-SF-1L-MCV-M25	19300162256
2M25	H16B-SF-1L-MCV-2M25	19300162296
PG21	H16B-SF-1L-MCV-PG21	09300162255
2PG21	H16B-SF-1L-MCV-2PG21	09300162295

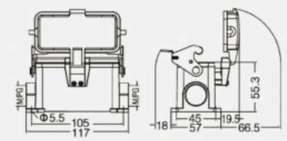

封底下壳 高结构 Housings, surface mounting, high construction

螺纹 Thread	型号 Type	订货号 Part Number
M32	H16B-SFH-1L-M32	19300160252
2M25	H16B-SFH-1L-2M25	19300160291
2M32	H16B-SFH-1L-2M32	19300160292
PG21	H16B-SFH-1L-PG21	09300160250
2PG21	H16B-SFH-1L-2PG21	09300160290
PG29	H16B-SFH-1L-PG29	09300160251
2PG29	H16B-SFH-1L-2PG29	09300160291
	带塑料盖 With plastic cover	
M32	H16B-SFH-1L-CV-M32	19300160257
2M32	H16B-SFH-1L-CV-2M32	19300160297
PG21	H16B-SFH-1L-CV-PG21	09300160255
2PG21	H16B-SFH-1L-CV-2PG21	09300160295
PG29	H16B-SFH-1L-CV-PG29	09300160256
2PG29	H16B-SFH-1L-CV-2PG29	09300160296
	带金属盖 With metal cover	
M32	H16B-SFH-1L-MCV-M32	19300167257
2M32	H16B-SFH-1L-MCV-2M32	19300167297
PG21	H16B-SFH-1L-MCV-PG21	09300162257
2PG21	H16B-SFH-1L-MCV-2PG21	09300162297
PG29	H16B-SFH-1L-MCV-PG29	09300162258
2PG29	H16B-SFH-1L-MCV-2PG29	09300162298

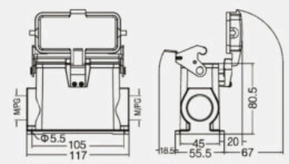

防护等级 Degree of protection： IP65

更多锁扣样式选择：请参考11-02页
More Lock Lever type：Please reference page 11-02 for details

上壳 侧出线 Hoods, side entry

螺纹 Thread	型号 Type
M25	H16B-SE-4B-M25
M32	H16B-SE-4B-M32
PG21	H16B-SE-4B-PG21

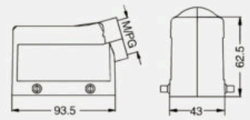

上壳 侧出线 高结构 Hoods, side entry, high construction

螺纹 Thread	型号 Type
M25	H16B-SEH-4B-M25
M32	H16B-SEH-4B-M32
M40	H16B-SEH-4B-M40
PG21	H16B-SEH-4B-PG21
PG29	H16B-SEH-4B-PG29

我司可提供顶部、侧面同时出线的非标品，详见P17-08
We can provide non-standard products with both top&side entry,see P17-08

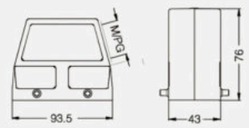

上壳 顶出线 Hoods, top entry

螺纹 Thread	型号 Type
M25	H16B-TE-4B-M25
M32	H16B-TE-4B-M32
PG21	H16B-TE-4B-PG21

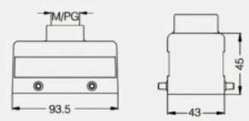

上壳 顶出线 高结构 Hoods, top entry, high construction

螺纹 Thread	型号 Type
M32	H16B-TEH-4B-M32
M40	H16B-TEH-4B-M40
PG21	H16B-TEH-4B-PG21
PG29	H16B-TEH-4B-PG29
2M25	H16B-TEH-4B-2M25
2PG16	H16B-TEH-4B-2PG16
2PG21	H16B-TEH-4B-2PG21

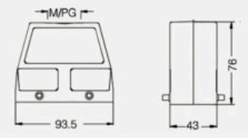

不封底下壳 Housings, bulkhead mounting

螺纹 Thread	型号 Type
---	H16B-BK-2L

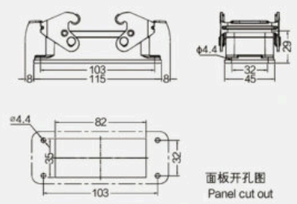

封底下壳 Housings, surface mounting

螺纹 Thread	型号 Type
M25	H16B-SF-2L-M25
2M25	H16B-SF-2L-2M25
PG21	H16B-SF-2L-PG21
2PG21	H16B-SF-2L-2PG21

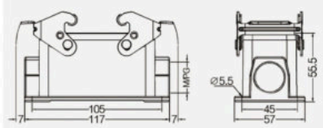

防护等级 Degree of protection： IP65

更多锁扣样式选择：请参考11-02页
More Lock Lever type：Please reference page 11-02 for details

封底下壳 高结构 Housings, surface mounting, high construction

螺纹 Thread	型号 Type
M25	H16B-SFH-2L-M25
2M25	H16B-SFH-2L-2M25
M32	H16B-SFH-2L-M32
2M32	H16B-SFH-2L-2M32
2M40	H16B-SFH-2L-2M40
PG21	H16B-SFH-2L-PG21
2PG21	H16B-SFH-2L-2PG21
PG29	H16B-SFH-2L-PG29
2PG29	H16B-SFH-2L-2PG29

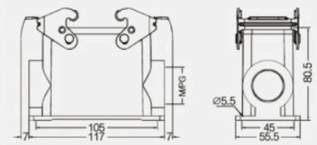

飞线下壳 Housings, cable to cable

螺纹 Thread	型号 Type
M25	H16B-CCT-2L-M25
M32	H16B-CCT-2L-M32
PG21	H16B-CCT-2L-PG21

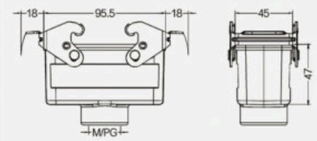

飞线下壳 高结构 Housings, cable to cable, high construction

螺纹 Thread	型号 Type
M25	H16B-CCTH-2L-M25
M32	H16B-CCTH-2L-M32
M40	H16B-CCTH-2L-M40
PG21	H16B-CCTH-2L-PG21
PG29	H16B-CCTH-2L-PG29

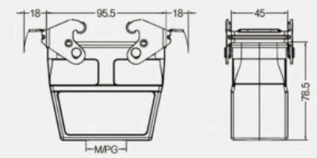

塑料防护盖 4卡扣 Protection covers, plastic

接线方式 Connect way	描述 Applications	型号 Type
---	用于上壳	H16B-CV-4C

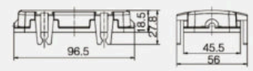

塑料防护盖 Protection covers, plastic

接线方式 Connect way	描述 Applications	型号 Type
	塑料盖/用于飞线下壳 For Housings,cable to cable	H16B-CV-4B/1
	塑料盖/用于不封底,封底下壳 For housing,bulkhead/ surface mounting	H16B-CV-4B/2

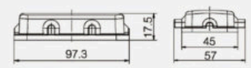

防护等级 Degree of protection： IP65

更多锁扣样式选择：请参考11-02页
More Lock Lever type：Please reference page 11-02 for details

上壳 侧出线 Hoods, side entry

螺纹 Thread	型号 Type
M25	H16B-SE-2L-M25
M32	H16B-SE-2L-M32
PG21	H16B-SE-2L-PG21

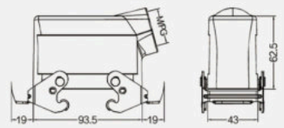

上壳 侧出线 高结构 Hoods, side entry, high construction

螺纹 Thread	型号 Type
M25	H16B-SEH-2L-M25
M32	H16B-SEH-2L-M32
M40	H16B-SEH-2L-M40
PG21	H16B-SEH-2L-PG21
PG29	H16B-SEH-2L-PG29

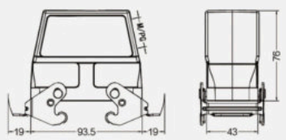

上壳 顶出线 Hoods, top entry

螺纹 Thread	型号 Type
M25	H16B-TE-2L-M25
M32	H16B-TE-2L-M32
PG21	H16B-TE-2L-PG21

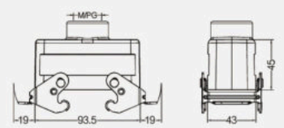

上壳 顶出线 高结构 Hoods, top entry, high construction

螺纹 Thread	型号 Type
M32	H16B-TEH-2L-M32
M40	H16B-TEH-2L-M40
PG21	H16B-TEH-2L-PG21
PG29	H16B-TEH-2L-PG29

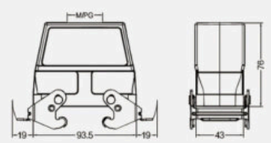

不封底下壳 Housings, bulkhead mounting

螺纹 Thread	型号 Type
---	H16B-BK-4B
	带塑料盖 With plastic cove
---	H16B-BK-4B-CV
	带金属盖 With metal cover
---	H16B-BK-4B-MCV

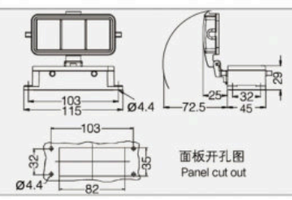

防护等级 Degree of protection： IP65

封底下壳 Housings, surface mounting

螺纹 Thread	型号 Type
M25	H16B-SF-4B-M25
2M25	H16B-SF-4B-2M25
PG21	H16B-SF-4B-PG21
2PG21	H16B-SF-4B-2PG21
	带塑料盖 With plastic cover
M25	H16B-SF-4B-CV-M25
2M25	H16B-SF-4B-CV-2M25
PG21	H16B-SF-4B-CV-PG21
2PG21	H16B-SF-4B-CV-2PG21
	带金属盖 With metal cover
M25	H16B-SF-4B-MCV-M25
2M25	H16B-SF-4B-MCV-2M25
PG21	H16B-SF-4B-MCV-PG21
2PG21	H16B-SF-4B-MCV-2PG21

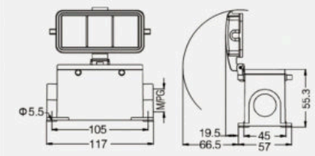

封底下壳 高结构 Housings, surface mounting, high construction

螺纹 Thread	型号 Type
M25	H16B-SFH-4B-M32
M32	H16B-SFH-4B-2M32
M40	H16B-SFH-4B-PG21
PG21	H16B-SFH-4B-2PG21
PG29	H16B-SFH-4B-PG29
2PG29	H16B-SFH-4B-2PG29
	带塑料盖 With plastic cover
M32	H16B-SFH-4B-CV-M32
2M32	H16B-SFH-4B-CV-2M32
PG21	H16B-SFH-4B-CV-PG21
2PG21	H16B-SFH-4B-CV-2PG21
PG29	H16B-SFH-4B-CV-PG29
2PG29	H16B-SFH-4B-CV-2PG29
	带金属盖 With metal cover
M32	H16B-SFH-4B-MCV-M32
2M32	H16B-SFH-4B-MCV-2M32
PG21	H16B-SFH-4B-MCV-PG21
2PG21	H16B-SFH-4B-MCV-2PG21
PG29	H16B-SFH-4B-MCV-PG29
2PG29	H16B-SFH-4B-MCV-2PG29

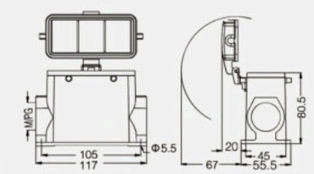

防护盖 Protection covers, metal

接线方式 Connect way	描述 Applications	型号 Type
	金属盖/用于上壳 For hoods	H16B-MCV-4B/1
	金属盖/用于下壳 For housings	H16B-MCV-4B/2

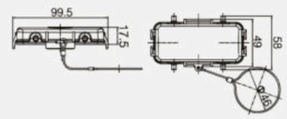

防护盖 Protection covers, metal

接线方式 Connect way	描述 Applications	型号 Type
	金属盖/用于上壳 For hoods	H16B-MCV-2L.1S
	金属盖/用于下壳 For housings	H16B-MCV-2L.2S

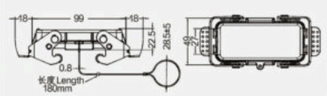

防护等级 Degree of protection： IP65

上壳 侧出线 高结构 Hoods, side entry, high construction

螺纹 Thread	型号 Type
M25	H16B-SEH-1L/C-M25
M32	H16B-SEH-1L/C-M32
PG21	H16B-SEH-1L/C-PG21
PG29	H16B-SEH-1L/C-PG29

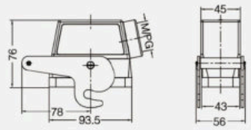

不封底下壳 Housings, bulkhead mounting

螺纹 Thread	型号 Type
---	H16B-BK-2B/C

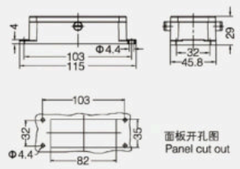

上壳侧出线/顶出线 高结构 Hoods,side&top entry,high construction

型号为:H16B-SEH/TEH-4B-XX/XX
如有需要请与我司联系

防护等级 Degree of protection： IP65

上壳 侧出线 Hoods, side entry

螺纹 Thread	型号 Type
M25	H16B-MSE-4B-M25
PG21	H16B-MSE-4B-PG21

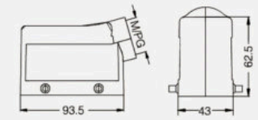

上壳 侧出线 高结构 Hoods, side entry,high construction

螺纹 Thread	型号 Type
M32	H16B-MSEH-4B-M32
M40	H16B-MSEH-4B-M40
PG29	H16B-MSEH-4B-PG29

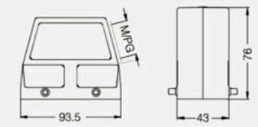

上壳 顶出线 Hoods, top entry

螺纹 Thread	型号 Type
M25	H16B-MTE-4B-M25
PG21	H16B-MTE-4B-PG21

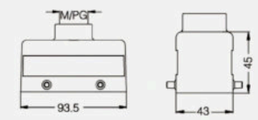

上壳 顶出线 高结构 Hoods, top entry, high construction

螺纹 Thread	型号 Type
M32	H16B-MTEH-4B-M32
PG29	H16B-MTEH-4B-PG29

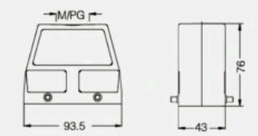

不封底下壳 Housings, bulkhead mounting

螺纹 Thread	型号 Type
---	H16B-MBK-2L

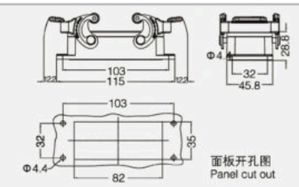

封底下壳 Housings, surface mounting

螺纹 Thread	型号 Type
M25	H16B-MSF-2L-M25
PG21	H16B-MSF-2L-PG21

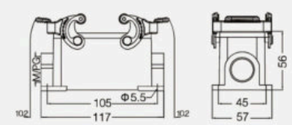

16B 金属外壳 适用于苛刻环境(耐腐蚀) Metal Hoods & Housings For higher environmental requirements

防护等级 Degree of protection： IP65

封底下壳 高结构 Housings, surface mounting, high construction

螺纹 Thread	型号 Type
2M32	H16B-MSFH-2L-2M32
2M40	H16B-MSFH-2L-2M40
2PG29	H16B-MSFH-2L-2PG29

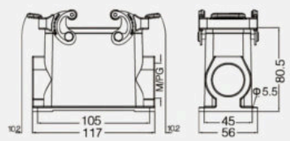

飞线下壳 Housings, cable to cable

螺纹 Thread	型号 Type
PG21	H16B-MCCT-2L-PG21

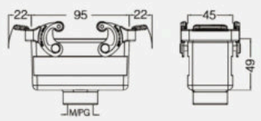

防护盖 Protection covers, metal

接线方式 Connect way	描述 Applications	型号 Type
	金属盖/用于上壳 For hoods	H16B-MMCV-4B/1
	金属盖/用于下壳 For housings	H16B-MMCV-4B/2

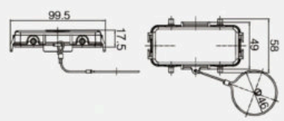

防护盖 Protection covers, metal

接线方式 Connect way	描述 Applications	型号 Type
	金属盖/用于上壳 For hoods	H16B-MMCV-2L.1S
	金属盖/用于下壳 For housings	H16B-MMCV-2L.2S

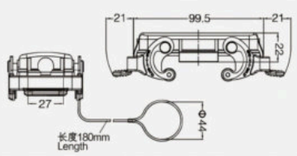

防护等级 Degree of protection： IP65

上壳 侧出线 高结构 Hoods, side entry, high construction

螺纹 Thread	型号 Type
M32	H16B-MSEH-1L-M32
PG21	H16B-MSEH-1L-PG21
PG29	H16B-MSEH-1L-PG29

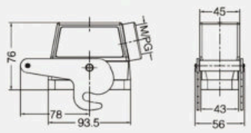

不封底下壳 Housings, bulkhead mounting

螺纹 Thread	型号 Type
---	H16B-MBK-2B/C

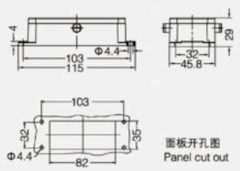

16B 高防护外壳 Hoods & Housings For Harsh Environmental Requirements

防护等级 Degree of protection： IP68

上壳 侧出线 高结构 Hoods, side entry,high construction

螺纹 Thread	型号 Type
M25	HP16B-SEH-2S-M25
M32	HP16B-SEH-2S-M32
M40	HP16B-SEH-2S-M40
PG21	HP16B-SEH-2S-PG21
PG29	HP16B-SEH-2S-PG29

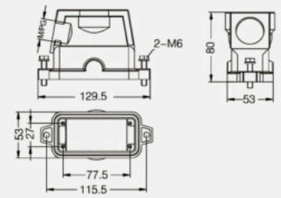

上壳 顶出线 高结构 Hoods, top entry, high construction

螺纹 Thread	型号 Type
M25	HP16B-TEH-2S-M25
M32	HP16B-TEH-2S-M32
M40	HP16B-TEH-2S-M40
M50	HP16B-TEH-2S-M50
PG21	HP16B-TEH-2S-PG21
PG29	HP16B-TEH-2S-PG29

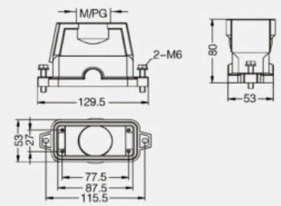

封底下壳 Housings, surface mounting

螺纹 Thread	型号 Type
M25	HP16B-SFH-2H-M25
M32	HP16B-SFH-2H-M32
M40	HP16B-SFH-2H-M40
PG21	HP16B-SFH-2H-PG21
PG29	HP16B-SFH-2H-PG29

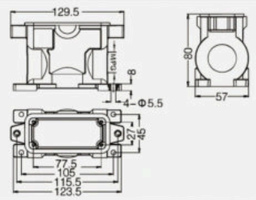

不封底下壳 Housings, bulkhead mounting

螺纹 Thread	型号 Type
---	HP16B-BK-2H

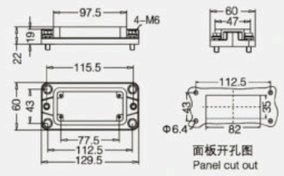

防护等级 Degree of protection： IP68

上壳 侧出线 高结构 Hoods, side entry, high construction

螺纹 Thread	型号 Type
	螺栓联锁Screw locking
M25	HP16B/H-SEH-2S-M25
M32	HP16B/H-SEH-2S-M32
M40	HP16B/H-SEH-2S-M40
M50	HP16B/H-SEH-2S-M50
PG21	HP16B/H-SEH-2S-PG21
PG29	HP16B/H-SEH-2S-PG29
PG36	HP16B/H-SEH-2S-PG36
	轴销联锁Toggle locking
M25	HP16B/H-SEH-2T-M25
M32	HP16B/H-SEH-2T-M32
M40	HP16B/H-SEH-2T-M40
PG21	HP16B/H-SEH-2T-PG21
PG29	HP16B/H-SEH-2T-PG29
PG36	HP16B/H-SEH-2T-PG36

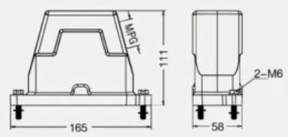

上壳 顶出线 高结构 Hoods, top entry, high construction



螺纹 Thread	型号 Type
	螺栓联锁Screw locking
M25	HP16B/H-TEH-2S-M25
M32	HP16B/H-TEH-2S-M32
M40	HP16B/H-TEH-2S-M40
M50	HP16B/H-TEH-2S-M50
PG21	HP16B/H-TEH-2S-PG21
PG29	HP16B/H-TEH-2S-PG29
PG36	HP16B/H-TEH-2S-PG36
	轴销联锁Toggle locking
M25	HP16B/H-TEH-2T-M25
M32	HP16B/H-TEH-2T-M32
M40	HP16B/H-TEH-2T-M40
M50	HP16B/H-TEH-2T-M50
PG21	HP16B/H-TEH-2T-PG21
PG29	HP16B/H-TEH-2T-PG29
PG36	HP16B/H-TEH-2T-PG36

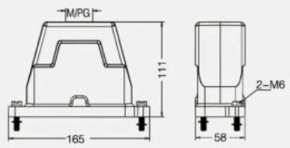

封底下壳 高结构 Housings, surface mounting, high construction

螺纹 Thread	型号 Type
	螺栓联锁Screw locking
M25	HP16B/H-SFH-2H-M25
M32	HP16B/H-SFH-2H-M32
M40	HP16B/H-SFH-2H-M40
PG21	HP16B/H-SFH-2H-PG21
PG29	HP16B/H-SFH-2H-PG29
PG36	HP16B/H-SFH-2H-PG36
	轴销联锁Toggle locking
M25	HP16B/H-SFH-2T-M25
M32	HP16B/H-SFH-2T-M32
M40	HP16B/H-SFH-2T-M40
PG21	HP16B/H-SFH-2T-PG21
PG29	HP16B/H-SFH-2T-PG29

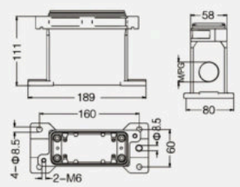

防护等级 Degree of protection： IP68

不封底下壳 Housings, bulkhead mounting

螺纹 Thread	型号 Type
	螺栓联锁Screw locking
---	HP16B/H-BK-2H
	轴销联锁Toggle locking
---	HP16B/H-BK-2T
	带金属盖 With metal cover
	螺栓联锁Screw locking
---	HP16B/H-BK-2H-MCV
	轴销联锁Toggle locking
---	HP16B/H-BK-2T-MCV

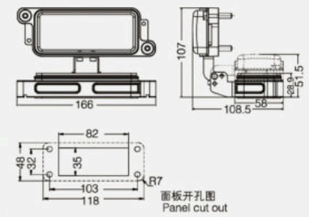

防护盖 Protection covers, metal

螺纹 Thread	型号 Type
	螺栓联锁Screw locking
---	HP16B/H-MCV-2S
	轴销联锁Toggle locking
---	HP16B/H-MCV-2T

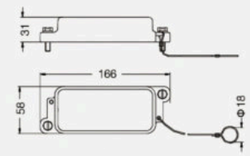

上壳 侧出线 高结构 Hoods, side entry,high construction



螺纹 Thread	型号 Type
M25	HP16B/H-SEH-4S-M25
M32	HP16B/H-SEH-4S-M32
M40	HP16B/H-SEH-4S-M40
PG21	HP16B/H-SEH-4S-PG21
PG29	HP16B/H-SEH-4S-PG29

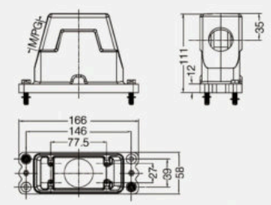

上壳 顶出线 高结构 Hoods, top entry, high construction

螺纹 Thread	型号 Type
M25	HP16B/H-TEH-4S-M25
M32	HP16B/H-TEH-4S-M32
M40	HP16B/H-TEH-4S-M40
M50	HP16B/H-TEH-4S-M50
PG21	HP16B/H-TEH-4S-PG21
PG29	HP16B/H-TEH-4S-PG29
PG36	HP16B/H-TEH-4S-PG36

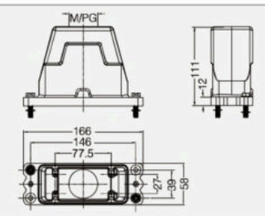

不封底下壳 Housings, bulkhead mounting

螺纹 Thread	型号 Type
---	HP16B/H-BK-4H

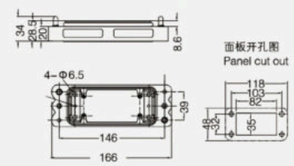

防护等级 Degree of protection： IP68

整体型外壳 侧出线 高结构 Hoods, side entry, high construction

螺纹 Thread	型号 Type
M25	HC16B-SEH-2S-M32
M32	HC16B-SEH-2S-M40
PG21	HC16B-SEH-2S-PG21
PG29	HC16B-SEH-2S-PG29

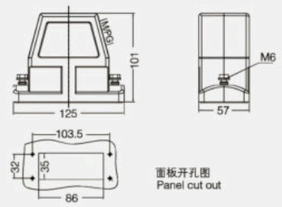

整体型外壳 顶出线 高结构 Hoods, top entry, high construction

螺纹 Thread	型号 Type
M32	HC16B-TEH-2S-M32
M40	HC16B-TEH-2S-M40
PG21	HC16B-TEH-2S-PG21
PG29	HC16B-TEH-2S-PG29

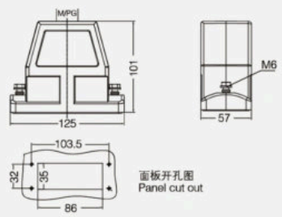

芯体安装支块 Mounting frames

螺纹 Thread	型号 Type	订货号 Part Number
---	APT-C	09400161600

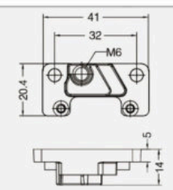

防护等级 Degree of protection： IP68/IP69K

上壳 顶出线 高结构 Hoods, top entry, high construction EMC version

螺纹 Thread	型号 Type
M25	EMC・H16B-THE-4S-M25
M32	EMC・H16B-TEH-4S-M32
M40	EMC・H16B-TEH-4S-M40
PG21	EMC・H16B-TEH-4S-PG21
PG29	EMC・H16B-THE-4S-PG29

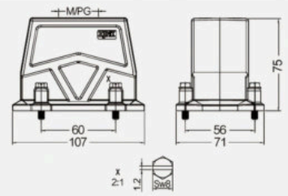

上壳 顶出线 高结构 Hoods, side entry, high construction EMC version

螺纹 Thread	型号 Type
M32	EMC・H16B-TEH-4S-M32
M40	EMC・H16B-TEH-4S-M40
PG21	EMC・H16B-TEH-4S-PG21
PG29	EMC・H16B-TEH-4S-PG29

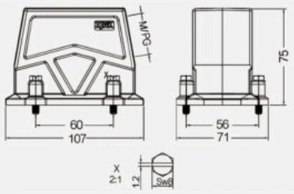

不封底下壳 Housings, bulkhead mounting EMC version

螺纹 Thread	型号 Type
---	EMC・H16B-BK-4H

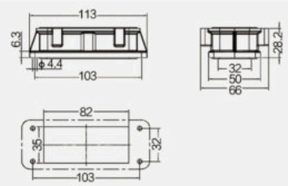

防护等级 Degree of protection： IP65

更多锁扣样式选择：请参考11-02页
More Lock Lever type：Please reference page 11-02 for details

上壳 侧出线 Hoods, side entry

螺纹 Thread	型号 Type
M25	HV16B-SE-2B-M25
M32	HV16B-SE-2B-M32
PG21	HV16B-SE-2B-PG21

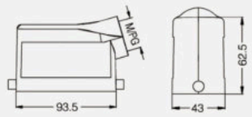

上壳 侧出线 高结构 Hoods, side entry,high construction

螺纹 Thread	型号 Type
M32	HV16B-SEH-2B-M32
M40	HV16B-SEH-2B-M40
PG21	HV16B-SEH-2B-PG21
PG29	HV16B-SEH-2B-PG29

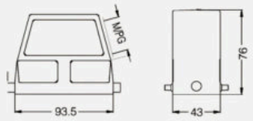

上壳 顶出线 Hoods, top entry

螺纹 Thread	型号 Type
M25	HV16B-TE-2B-M25
M32	HV16B-TE-2B-M32
PG21	HV16B-TE-2B-PG21

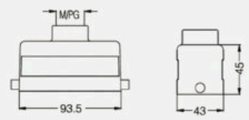

上壳 顶出线 高结构 Hoods, top entry, high construction

螺纹 Thread	型号 Type
M32	HV16B-TEH-2B-M32
M40	HV16B-TEH-2B-M40
PG21	HV16B-TEH-2B-PG21
PG29	HV16B-TEH-2B-PG29

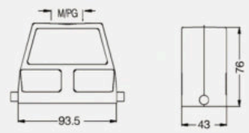

飞线下壳 Housings, cable to cable

螺纹 Thread	型号 Type
M25	HV16B-CCT-1-M25
M32	HV16B-CCT-1-M32
PG21	HV16B-CCT-1L-PG21

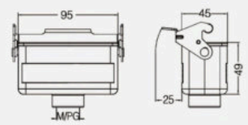

飞线下壳 高结构 Housings, cable to cable, high construction

螺纹 Thread	型号 Type
M25	HV16B-CCTH-1L-M32
M40	HV16B-CCTH-1L-M40
PG21	HV16B-CCTH-1L-PG21
PG29	HV16B-CCTH-1L-PG29

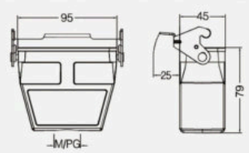

HV16B 金属外壳 适用高压插芯(HVE系列) Metal Hoods & Housings For HighVoltage Inserts(HVE Series)

防护等级 Degree of protection： IP65

更多锁扣样式选择：请参考11-02页
More Lock Lever type：Please reference page 11-02 for details

不封底下壳 Housings, bulkhead mounting

螺纹 Thread	型号 Type
---	HV16B-BK-1L
	带塑料盖With Plastic Cover
---	HV16B-BK-1L-CV
	带金属盖With Metal Cover
---	HV16B-BK-1L-MCV

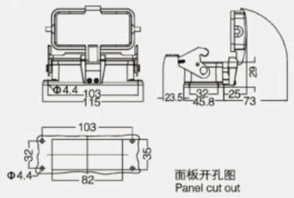

封底下壳 Housings, surface mounting

螺纹 Thread	型号 Type
M25	HV16B-SF-1L-M25
2M25	HV16B-SF-1L-2M25
PG21	HV16B-SF-1L-PG21
2PG21	HV16B-SF-1L-2PG21
	带塑料盖With Plastic Cover
M25	HV16B-SF-1L-CV-M25
2M25	HV16B-SF-1L-CV-2M25
PG21	HV16B-SF-1L-CV-PG21
2PG21	HV16B-SF-1L-CV-2PG21
	带金属盖With Metal Cover
M25	HV16B-SF-1L-MCV-M25
2M25	HV16B-SF-1L-MCV-2M25
PG21	HV16B-SF-1L-MCV-PG21
2PG21	HV16B-SF-1L-MCV-2PG21

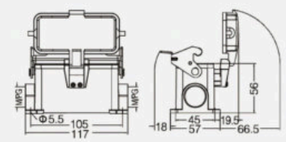

封底下壳 高结构 Housings, surface mounting, high construction

螺纹 Thread	型号 Type
M32	HV16B-SFH-1L-M32
2M25	HV16B-SFH-1L-2M25
2M32	HV16B-SFH-1L-2M32
PG21	HV16B-SFH-1L-PG21
2PG21	HV16B-SFH-1L-2PG21
PG29	HV16B-SFH-1L-PG29
2PG29	HV16B-SFH-1L-2PG29
	带塑料盖With Plastic Cover
M32	HV16B-SFH-1L-CV-M32
2M32	HV16B-SFH-1L-CV-2M32
PG21	HV16B-SFH-1L-CV-PG21
2PG21	HV16B-SFH-1L-CV-2PG21
PG29	HV16B-SFH-1L-CV-PG29
2PG29	HV16B-SFH-1L-CV-2PG29
	带金属盖With Metal Cover
M32	HV16B-SFH-1L-MCV-M32
2M32	HV16B-SFH-1L-MCV-2M32
PG21	HV16B-SFH-1L-MCV-PG21
2PG21	HV16B-SFH-1L-MCV-2PG21
PG29	HV16B-SFH-1L-MCV-PG29
2PG29	HV16B-SFH-1L-MCV-2PG29

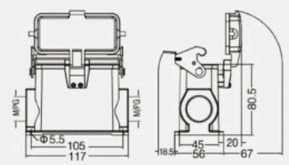

防护等级 Degree of protection： IP65

更多锁扣样式选择：请参考11-02页
More Lock Lever type：Please reference page 11-02 for details

上壳 侧出线 Hoods, side entry

螺纹 Thread	型号 Type
M25	HV16B-SE-4B-M25
M32	HV16B-SE-4B-M32
PG21	HV16B-SE-4B-PG21

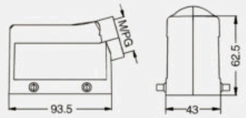

上壳 侧出线 高结构 Hoods, side entry,high construction

螺纹 Thread	型号 Type
M32	HV16B-SEH-4B-M32
M40	HV16B-SEH-4B-M40
PG21	HV16B-SEH-4B-PG21
PG29	HV16B-SEH-4B-PG29

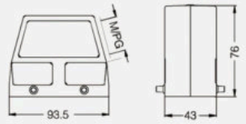

上壳 顶出线 Hoods, top entry

螺纹 Thread	型号 Type
M25	HV16B-TE-4B-M25
PG21	HV16B-TE-4B-PG21

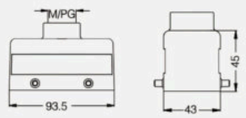

上壳 顶出线 高结构 Hoods, top entry, high construction

螺纹 Thread	型号 Type
M32	HV16B-TEH-4B-M32
M40	HV16B-TEH-4B-M40
PG21	HV16B-TEH-4B-PG21
PG29	HV16B-TEH-4B-PG29

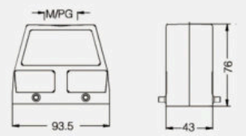

不封底下壳 Housings, bulkhead mounting

螺纹 Thread	型号 Type
---	HV16B-BK-2L

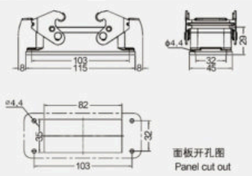

封底下壳 Housings, surface mounting

螺纹 Thread	型号 Type
M25	HV16B-SF-2L-M25
2M25	HV16B-SF-2L-2M25
PG21	HV16B-SF-2L-PG21
2PG21	HV16B-SF-2L-2PG21

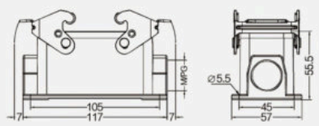

防护等级 Degree of protection： IP65

更多锁扣样式选择：请参考11-02页
More Lock Lever type：Please reference page 11-02 for details

封底下壳 高结构 Housings, surface mounting, high construction

螺纹 Thread	型号 Type
M32	HV16B-SFH-2L-M32
2M32	HV16B-SFH-2L-2M32
PG21	HV16B-SFH-2L-PG21
2PG21	HV16B-SFH-2L-2PG21
PG29	HV16B-SFH-2L-PG29
2PG29	HV16B-SFH-2L-2PG29

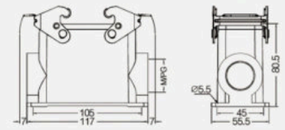

飞线下壳 Housings, cable to cable

螺纹 Thread	型号 Type
M25	HV16B-CCT-2L-M25
M32	HV16B-CCT-2L-M32
PG21	HV16B-CCT-2L-PG21

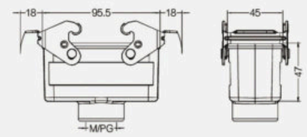

飞线下壳 高结构 Housings, cable to cable, high construction

螺纹 Thread	型号 Type
M32	HV16B-CCTH-2L-M32
M40	HV16B-CCTH-2L-M40
PG21	HV16B-CCTH-2L-PG21
PG29	HV16B-CCTH-2L-PG29

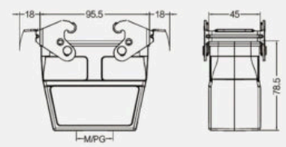

塑料防护盖 4卡扣 Protection covers, plastic

接线方式 Connect way	描述 Applications	型号 Type
---	用于上壳 For hoods	H16B-CV-4C

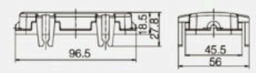

塑料防护盖 Protection covers, plastic

接线方式 Connect way	描述 Applications	型号 Type
	塑料盖/用于飞线下壳 For Housings,cable to cable	H16B-CV-4B/1
	塑料盖/用于不封底,封底下壳 For housing,bulkhead/ surface mounting	H16B-CV-4B/2

防护等级 Degree of protection： IP65

更多锁扣样式选择：请参考11-02页
More Lock Lever type：Please reference page 11-02 for details

上壳 侧出线 Hoods, side entry

螺纹 Thread	型号 Type
M25	HV16B-SE-2L-M25
M32	HV16B-SE-2L-M32
PG21	HV16B-SE-2L-PG21

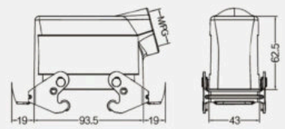

上壳 侧出线 高结构 Hoods, side entry,high construction

螺纹 Thread	型号 Type
M32	HV16B-SEH-2L-M32
M40	HV16B-SEH-2L-M40
PG21	HV16B-SEH-2L-PG21
PG29	HV16B-SEH-2L-PG29

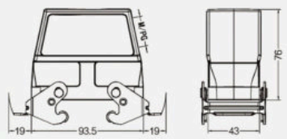

上壳 顶出线 Hoods, top entry

螺纹 Thread	型号 Type
M25	HV16B-TE-2L-M25
M32	HV16B-TE-2L-M32
PG21	HV16B-TE-2L-PG21

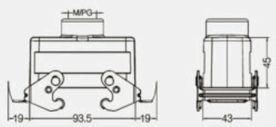

上壳 顶出线 高结构 Hoods, top entry, high construction

螺纹 Thread	型号 Type
M32	HV16B-TEH-2L-M32
M40	HV16B-TEH-2L-M40
PG21	HV16B-TEH-2L-PG21
PG29	HV16B-TEH-2L-PG29

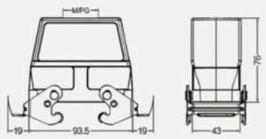

不封底下壳 Housings, bulkhead mounting

螺纹 Thread	型号 Type
---	HV16B-BK-4B
	带塑料盖with plastic cover
---	HV16B-BK-4B-CV
	带金属盖with metal cover
---	HV16B-BK-4B-MCV

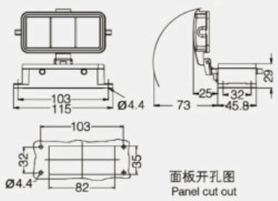

防护等级 Degree of protection： IP65

封底下壳 Housings, surface mounting

螺纹 Thread	型号 Type
M25	HV16B-SF-4B-M25
2M25	HV16B-SF-4B-2M25
PG21	HV16B-SF-4B-PG21
2PG21	HV16B-SF-4B-2PG21
	带塑料盖 With Plastic Cover
M25	HV16B-SF-4B-CV-M25
2M25	HV16B-SF-4B-CV-2M25
PG21	HV16B-SF-4B-CV-PG21
2PG21	HV16B-SF-4B-CV-2PG21
	带金属盖 With Metal Cover
M25	HV16B-SF-4B-MCV-M25
2M25	HV16B-SF-4B-MCV-2M25
PG21	HV16B-SF-4B-MCV-PG21
2PG21	HV16B-SF-4B-MCV-2PG21

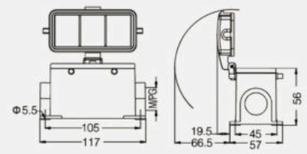

封底下壳 高结构 Housings, surface mounting, high construction

螺纹 Thread	型号 Type
M32	HV16B-SFH-4B-M32
2M32	HV16B-SFH-4B-2M32
PG21	HV16B-SFH-4B-PG21
2PG21	HV16B-SFH-4B-2PG21
PG29	HV16B-SFH-4B-PG29
2PG29	HV16B-SFH-4B-2PG29
	带塑料盖 With Plastic Cover
M32	HV16B-SFH-4B-CV-M32
2M32	HV16B-SFH-4B-CV-2M32
PG21	HV16B-SFH-4B-CV-PG21
2PG21	HV16B-SFH-4B-CV-2PG21
PG29	HV16B-SFH-4B-CV-PG29
2PG29	HV16B-SFH-4B-CV-2PG29
	带金属盖 With Metal Cover
M32	HV16B-SFH-4B-MCV-M32
2M32	HV16B-SFH-4B-MCV-2M32
PG21	HV16B-SFH-4B-MCV-PG21
2PG21	HV16B-SFH-4B-MCV-2PG21
PG29	HV16B-SFH-4B-MCV-PG29
2PG29	HV16B-SFH-4B-MCV-2PG29

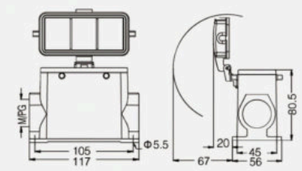

防护盖 Protection covers, metal

接线方式 Connect way	描述 Applications	型号 Type
	金属保护盖/用于上壳 For hoods	H16B-MCV-4B/1
	金属保护盖/用于下壳 For housings	H16B-MCV-4B/2

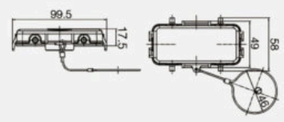

防护盖 Protection covers, metal

接线方式 Connect way	描述 Applications	型号 Type
	金属保护盖/用于上壳 For hoods	H16B-MCV-2L.1S
	金属保护盖/用于下壳 For housings	H16B-MCV-2L.2S

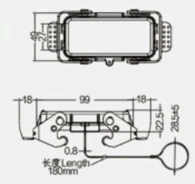

HV16B 金属外壳 适用高压插芯(HVE系列) Metal Hoods & Housings For High Voltage Inserts(HVE Series)

防护等级 Degree of protection： IP65

上壳 侧出线 高结构 Hoods, side entry, high construction

螺纹 Thread	型号 Type
M32	HV16B-SEH-1L/C-M32
PG21	HV16B-SEH-1L/C-PG21
PG29	HV16B-SEH-1L/C-PG29

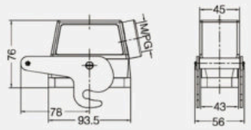

不封底下壳 Housings, bulkhead mounting

螺纹 Thread	型号 Type
---	HV16B-BK-2B/C

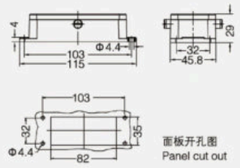

24B塑料外壳 Plastic Hoods & Housings

防护等级 Degree of protection： IP65

上壳 侧出线 高结构 Hoods, side entry, high construction

螺纹 Thread	型号 Type
M32	H24B.P-SEH-4B-M32
M40	H24B.P-SEH-4B-M40

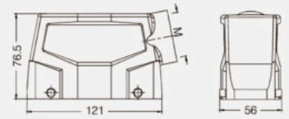

上壳 顶出线 高结构 Hoods, top entry, high construction

螺纹 Thread	型号 Type
M32	H24B.P-TEH-4B-M32
M40	H24B.P-TEH-4B-M40

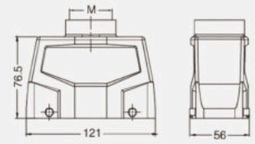

不封底下壳 Housings, bulkhead mounting

螺纹 Thread	型号 Type
---	H24B.P-BK-2L

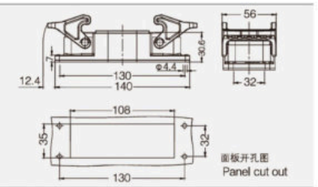

封底下壳 高结构 Housings, surface mounting, high construction

螺纹 Thread	型号 Type
M32	H24B.P-SFH-2L-M32
2M32	H24B.P-SFH-2L-2M32
M40	H24B.P-SFH-2L-M40
2M40	H24B.P-SFH-2L-2M40

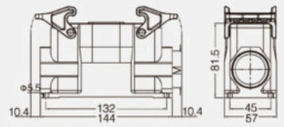

防护盖 Protection covers, metal

螺纹 Thread	型号 Type
---	H24B.P-CV-4B/2

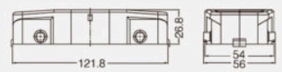

防护盖 Protection covers, metal

螺纹 Thread	型号 Type
---	H24B.P-CV-2L/1

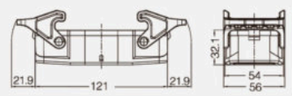

防护等级 Degree of protection： IP65

更多锁扣样式选择：请参考11-02页
More Lock Lever type：Please reference page 11-02 for details

上壳 侧出线 Hoods, side entry

螺纹 Thread	型号 Type
M25	H24B-SE-2B-M25
M32	H24B-SE-2B-M32
PG21	H24B-SE-2B-PG21

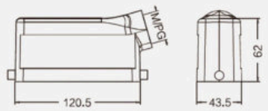

上壳 侧出线 高结构 Hoods, side entry,high construction

螺纹 Thread	型号 Type
M25	H24B-SEH-2B-M25
M32	H24B-SEH-2B-M32
M40	H24B-SEH-2B-M40
PG21	H24B-SEH-2B-PG21
PG29	H24B-SEH-2B-PG29

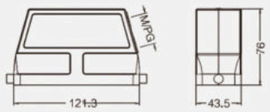

上壳 顶出线 Hoods, top entry

螺纹 Thread	型号 Type
M25	H24B-TE-2B-M25
M32	H24B-TE-2B-M32
PG21	H24B-TE-2B-PG21
PG29	H24B-TE-2B-PG29

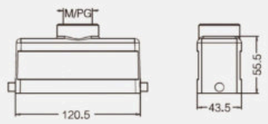

上壳 顶出线 高结构 Hoods, top entry, high construction

螺纹 Thread	型号 Type
M32	H24B-TEH-2B-M32
M40	H24B-TEH-2B-M40
PG21	H24B-TEH-2B-PG21
PG29	H24B-TEH-2B-PG29

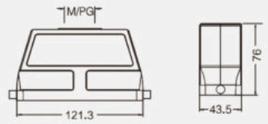

飞线下壳 Housings, cable to cable

螺纹 Thread	型号 Type
M25	H24B-CCT-1L-M25
M32	H24B-CCT-1L-M32
PG21	H24B-CCT-1L-PG21
PG29	H24B-CCT-1L-PG29

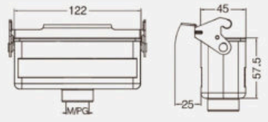

飞线下壳 高结构 Housings, cable to cable, high construction

螺纹 Thread	型号 Type
M32	H24B-CCTH-1L-M32
M40	H24B-CCTH-1L-M40
PG21	H24B-CCTH-1L-PG21
PG29	H24B-CCTH-1L-PG29

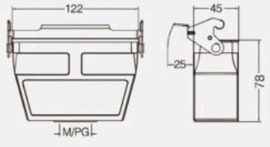

防护等级 Degree of protection： IP65

更多锁扣样式选择：请参考11-02页
More Lock Lever type：Please reference page 11-02 for details

不封底下壳 Housings, bulkhead mounting

螺纹 Thread	型号 Type
---	H24B-BK-1L
	带塑料盖With Plastic Cove
---	H24B-BK-1L-CV
	带金属盖With Metal Cover
---	H24B-BK-1L-MCV

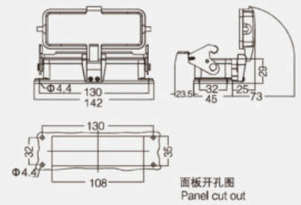

封底下壳 Housings, surface mounting

螺纹 Thread	型号 Type
M25	H24B-SF-1L-M25
2M25	H24B-SF-1L-2M25
PG21	H24B-SF-1L-PG21
2PG21	H24B-SF-1L-2PG21
	带塑料盖With Plastic Cover
M25	H24B-SF-1L-CV-M25
2M25	H24B-SF-1L-CV-2M25
PG21	H24B-SF-1L-CV-PG21
2PG21	H24B-SF-1L-CV-2PG21
	带金属盖With Metal Cover
M25	H24B-SF-1L-MCV-M25
2M25	H24B-SF-1L-MCV-2M25
PG21	H24B-SF-1L-MCV-PG21
2PG21	H24B-SF-1L-MCV-2PG21

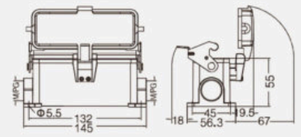

封底下壳 高结构 Housings, surface mounting, high construction

螺纹 Thread	型号 Type
M32	H24B-SFH-1L-M32
2M32	H24B-SFH-1L-2M32
M40	H24B-SFH-1L-M40
2M40	H24B-SFH-1L-2M40
PG21	H24B-SFH-1L-PG21
2PG21	H24B-SFH-1L-2PG21
PG29	H24B-SFH-1L-PG29
2PG29	H24B-SFH-1L-2PG29
	带塑料盖With Plastic Cover
M32	H24B-SFH-1L-CV-M32
2M32	H24B-SFH-1L-CV-2M32
PG21	H24B-SFH-1L-CV-PG21
2PG21	H24B-SFH-1L-CV-2PG21
PG29	H24B-SFH-1L-CV-PG29
2PG29	H24B-SFH-1L-CV-2PG29
	带金属盖With Metal Cover
M32	H24B-SFH-1L-MCV-M32
2M32	H24B-SFH-1L-MCV-2M32
PG21	H24B-SFH-1L-MCV-PG21
2PG21	H24B-SFH-1L-MCV-2PG21
PG29	H24B-SFH-1L-MCV-PG29
2PG29	H24B-SFH-1L-MCV-2PG29

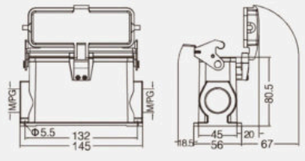

防护等级 Degree of protection： IP65

更多锁扣样式选择：请参考11-02页
More Lock Lever type：Please reference page 11-02 for details

上壳 侧出线 Hoods, side entry

螺纹 Thread	型号 Type
M25	H24B-SE-4B-M25
M32	H24B-SE-4B-M32
PG21	H24B-SE-4B-PG21

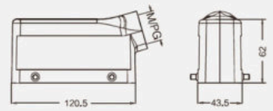

上壳 侧出线 高结构 Hoods, side entry,high construction

螺纹 Thread	型号 Type
M25	H24B-SEH-4B-M25
M32	H24B-SEH-4B-M32
M40	H24B-SEH-4B-M40
PG21	H24B-SEH-4B-PG21
PG29	H24B-SEH-4B-PG29

我司可提供顶部、侧面同时出线的非标品，详见P18-08
We can provide non-standard products with both top&side entry,see P18-08

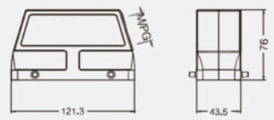

上壳 顶出线 Hoods, top entry

螺纹 Thread	型号 Type
M25	H24B-TE-4B-M25
M32	H24B-TE-4B-M32
PG21	H24B-TE-4B-PG21
PG29	H24B-TE-4B-PG29

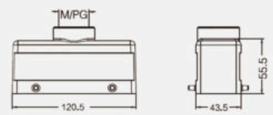

上壳 顶出线 高结构 Hoods, top entry, high construction

螺纹 Thread	型号 Type
M32	H24B-TEH-4B-M32
M40	H24B-TEH-4B-M40
PG21	H24B-TEH-4B-PG21
PG29	H24B-TEH-4B-PG29
2M25	H24B-TEH-4B-2M25
2M32	H24B-TEH-4B-2M32
2PG16	H24B-TEH-4B-2PG16
2PG21	H24B-TEH-4B-2PG21
2PG29	H24B-TEH-4B-2PG29

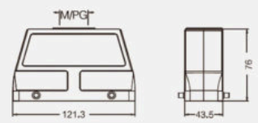

不封底下壳 Housings, bulkhead mounting

螺纹 Thread	型号 Type
---	H24B-BK-2L

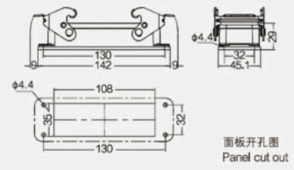

封底下壳 Housings, surface mounting

螺纹 Thread	型号 Type
M25	H24B-SF-2L-M25
2M25	H24B-SF-2L-2M25
PG21	H24B-SF-2L-PG21
2PG21	H24B-SF-2L-2PG21

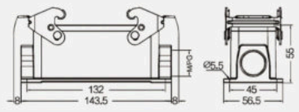

防护等级 Degree of protection： IP65

更多锁扣样式选择：请参考11-02页
More Lock Lever type：Please reference page 11-02 for details

封底下壳 高结构 Housings, surface mounting, high construction

螺纹 Thread	型号 Type
M32	H24B-SFH-2L-M32
2M32	H24B-SFH-2L-2M32
M40	H24B-SFH-2L-M40
2M40	H24B-SFH-2L-2M40
PG21	H24B-SFH-2L-PG21
2PG21	H24B-SFH-2L-2PG21
PG29	H24B-SFH-2L-PG29
2PG29	H24B-SFH-2L-2PG29

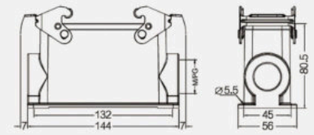

飞线下壳 Housings, cable to cable

螺纹 Thread	型号 Type
M25	H24B-CCT-2L-M25
M32	H24B-CCT-2L-M32
PG21	H24B-CCT-2L-PG21
PG29	H24B-CCT-2L-PG29

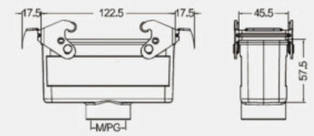

飞线下壳 高结构 Housings, cable to cable, high construction

螺纹 Thread	型号 Type
M32	H24B-CCTH-2L-M32
M40	H24B-CCTH-2L-M40
PG21	H24B-CCTH-2L-PG21
PG29	H24B-CCTH-2L-PG29

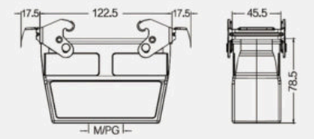

塑料防护盖 4卡扣 Protection covers, plastic

接线方式 Connect way	描述 Applications	型号 Type
---	用于上壳 For hoods	H24B-CV-4C

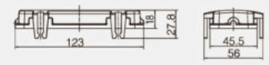

塑料防护盖 Protection covers, plastic

接线方式 Connect way	描述 Applications	型号 Type
	塑料盖/用于飞线下壳 For Housings,cable to cable	H24B-CV-4B/1
	塑料盖/用于不封底,封底下壳 For housing,bulkhead/ surface mounting	H24B-CV-4B/2

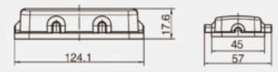

防护等级 Degree of protection： IP65

更多锁扣样式选择：请参考11-02页
More Lock Lever type：Please reference page 11-02 for details

上壳 侧出线 Hoods, side entry

螺纹 Thread	型号 Type
M25	H24B-SE-2L-M25
M32	H24B-SE-2L-M32
PG21	H24B-SE-2L-PG21

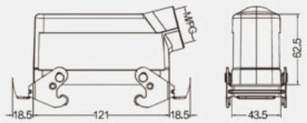

上壳 侧出线 高结构 Hoods, side entry,high construction

螺纹 Thread	型号 Type
M32	H24B-SEH-2L-M32
M40	H24B-SEH-2L-M40
PG21	H24B-SEH-2L-PG21
PG29	H24B-SEH-2L-PG29

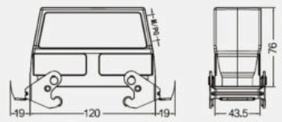

上壳 顶出线 Hoods, top entry

螺纹 Thread	型号 Type
M25	H24B-TE-2L-M25
M32	H24B-TE-2L-M32
PG21	H24B-TE-2L-PG21
PG29	H24B-TE-2L-PG29

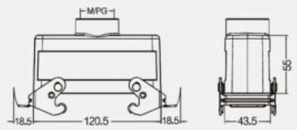

上壳 顶出线 高结构 Hoods, top entry, high construction

螺纹 Thread	型号 Type
M32	H24B-TEH-2L-M32
M40	H24B-TEH-2L-M40
PG21	H24B-TEH-2L-PG21
PG29	H24B-TEH-2L-PG29

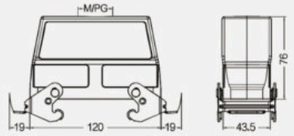

不封底下壳 Housings, bulkhead mounting

螺纹 Thread	型号 Type
---	H24B-BK-4B
	带塑料盖With Plastic Cover
---	H24B-BK-4B-CV
	带金属盖With Metal Cover
---	H24B-BK-4B-MCV

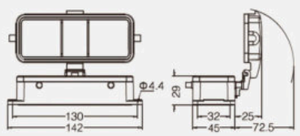

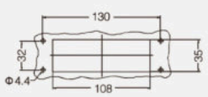

面板开孔图
Panel cut out

防护等级 Degree of protection： IP65

封底下壳 Housings, surface mounting

螺纹 Thread	型号 Type
M25	H24B-SF-4B-M25
2M25	H24B-SF-4B-2M25
PG21	H24B-SF-4B-PG21
2PG21	H24B-SF-4B-2PG21
	带塑料盖With Plastic Cover
M25	H24B-SF-4B-CV-M25
2M25	H24B-SF-4B-CV-2M25
PG21	H24B-SF-4B-CV-PG21
2PG21	H24B-SF-4B-CV-2PG21
	带金属盖With Metal Cover
M25	H24B-SF-4B-MCV-M25
2M25	H24B-SF-4B-MCV-2M25
PG21	H24B-SF-4B-MCV-PG21
2PG21	H24B-SF-4B-MCV-2PG21

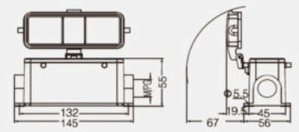

封底下壳 高结构 Housings, surface mounting, high construction

螺纹 Thread	型号 Type
M32	H24B-SFH-4B-M32
2M32	H24B-SFH-4B-2M32
2M40	H24B-SFH-4B-2M40
PG21	H24B-SFH-4B-PG21
2PG21	H24B-SFH-4B-2PG21
PG29	H24B-SFH-4B-PG29
2PG29	H24B-SFH-4B-2PG29
	带塑料盖With Plastic Cover
M32	H24B-SFH-4B-CV-M32
2M32	H24B-SFH-4B-CV-2M32
2M40	H24B-SFH-4B-CV-2M40
PG21	H24B-SFH-4B-CV-PG21
2PG21	H24B-SFH-4B-CV-2PG21
PG29	H24B-SFH-4B-CV-PG29
2PG29	H24B-SFH-4B-CV-2PG29
	带金属盖With Metal Cover
M32	H24B-SFH-4B-MCV-M32
2M32	H24B-SFH-4B-MCV-2M32
2M40	H24B-SFH-4B-MCV-2M40
PG21	H24B-SFH-4B-MCV-PG21
2PG21	H24B-SFH-4B-MCV-2PG21
PG29	H24B-SFH-4B-MCV-PG29
2PG29	H24B-SFH-4B-MCV-2PG29

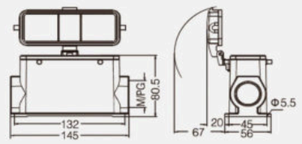

防护盖 Protection covers, metal

接线方式 Connect way	描述 Applications	型号 Type
	防护金属盖/用于上壳 For hoods	H24B-MCV-4B/1
	金属防护该/用于下壳 For housings	H24B-MCV-4B/2

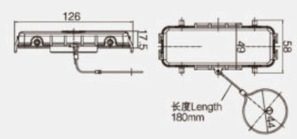

防护盖 Protection covers, metal

接线方式 Connect way	描述 Applications	型号 Type
	防护金属盖/用于上壳 For hoods	H24B-MCV-2L.1S
	金属防护该/用于下壳 For housings	H24B-MCV-2L.2S

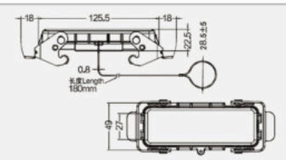

防护等级 Degree of protection： IP65

上壳 侧出线 高结构 Hoods, side entry,high construction

螺纹 Thread	型号 Type
M25	H24B-SEH-1L/C-M25
M32	H24B-SEH-1L/C-M32
M40	H24B-SEH-1L/C-M40
PG21	H24B-SEH-1L/C-PG21
PG29	H24B-SEH-1L/C-PG29

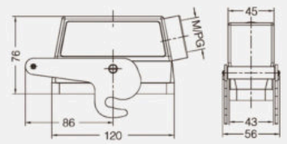

不封底下壳 Housings, bulkhead mounting

螺纹 Thread	型号 Type
---	H24B-BK-2B/C

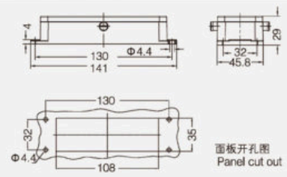

不封底下壳 Housings, bulkhead mounting

螺纹 Thread	型号 Type
---	H24B-BK-2B/B

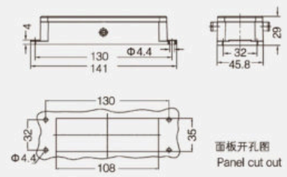

上壳侧出线/顶出线 高结构 Hoods,side&top entry,high construction

型号为:H24B-SEH/TEH-4B-XX/XX
如有需要请与我司联系

防护等级 Degree of protection： IP65

上壳 侧出线 Hoods, side entry

螺纹 Thread	型号 Type
M25	H24B-MSE-4B-M25
PG21	H24B-MSE-4B-PG21

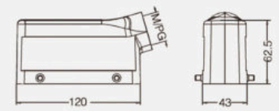

上壳 侧出线 高结构 Hoods, side entry, high construction

螺纹 Thread	型号 Type
M32	H24B-MSEH-4B-M32
M40	H24B-MSEH-4B-M40
PG29	H24B-MSEH-4B-PG29

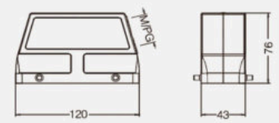

上壳 顶出线 Hoods, top entry

螺纹 Thread	型号 Type
M25	H24B-MTE-4B-M25
PG29	H24B-MTE-4B-PG29

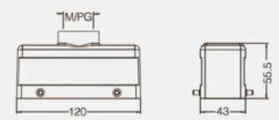

上壳 顶出线 高结构 Hoods, top entry, high construction

螺纹 Thread	型号 Type
M32	H24B-MTEH-4B-M32
M40	H24B-MTEH-4B-M40
PG29	H24B-MTEH-4B-PG29

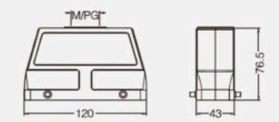

不封底下壳 Housings, bulkhead mounting

螺纹 Thread	型号 Type
---	H24B-MBK-2L

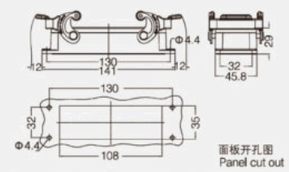

封底下壳 Housings, surface mounting

螺纹 Thread	型号 Type
M25	H24B-MSF-2L-M25
2M25	H24B-MSF-2L-2M25
2M32	H24B-MSF-2L-2M32
PG21	H24B-MSF-2L-PG21
2PG21	H24B-MSF-2L-2PG21
2PG29	H24B-MSF-2L-2PG29

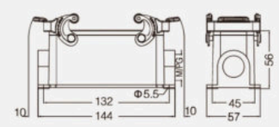

防护等级 Degree of protection： IP65

封底下壳 高结构 Housings, surface mounting, high construction

螺纹 Thread	型号 Type
2M32	H24B-MSFH-2L-2M32
2PG29	H24B-MSFH-2L-2PG29

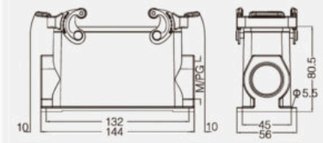

防护盖 Protection covers, metal

接线方式 Connect way	描述 Applications	型号 Type
	防护金属盖/用于上壳 For hoods	H24B-MMCV-4B/1
	防护金属盖/用于下壳 For housings	H24B-MMCV-4B/2

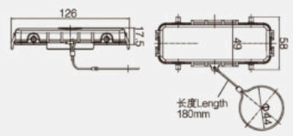

防护盖 Protection covers, metal

接线方式 Connect way	描述 Applications	型号 Type
	防护金属盖/用于上壳 For hoods	H24B-MMCV-2L.1S
	防护金属盖/用于下壳 For housings	H24B-MMCV-2L.2S

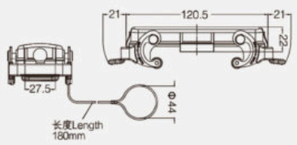

上壳 侧出线 高结构 Hoods, side entry, high construction

螺纹 Thread	型号 Type
M32	H24B-MSEH-1L/C-M32
PG29	H24B-MSEH-1L/C-PG29

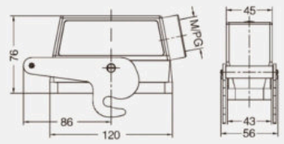

不封底下壳 Housings, bulkhead mounting

螺纹 Thread	型号 Type
---	H24B-MBK-2B/C

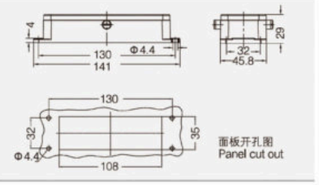

防护等级 Degree of protection： IP68

上壳 侧出线 高结构 Hoods, side entry, high construction

螺纹 Thread	型号 Type
M25	HP24B-SEH-2S-M25
M32	HP24B-SEH-2S-M32
M40	HP24B-SEH-2S-M40
PG21	HP24B-SEH-2S-PG21
PG29	HP24B-SEH-2S-PG29

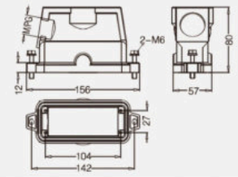

上壳 顶出线 高结构 Hoods, top entry, high construction

螺纹 Thread	型号 Type
M25	HP24B-TEH-2S-M25
M32	HP24B-TEH-2S-M32
M40	HP24B-TEH-2S-M40
M50	HP24B-TEH-2S-M50
PG21	HP24B-TEH-2S-PG21
PG29	HP24B-TEH-2S-PG29
PG36	HP24B-TEH-2S-PG36

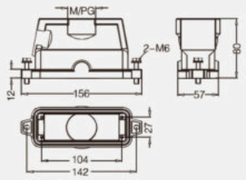

封底下壳 高结构 Housings, surface mounting, high construction

螺纹 Thread	型号 Type
M25	HP24B-SFH-2H-M25
M32	HP24B-SFH-2H-M32
M40	HP24B-SFH-2H-M40
PG21	HP24B-SFH-2H-PG21
PG29	HP24B-SFH-2H-PG29

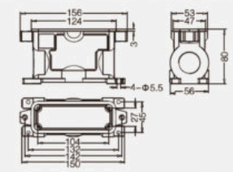

不封底下壳 Housings, bulkhead mounting

螺纹 Thread	型号 Type
---	HP24B-BK-2H

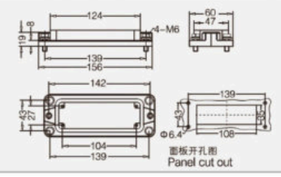

不封底下壳 Housings, bulkhead mounting

螺纹 Thread	型号 Type
---	HP24B-BK/S-2H

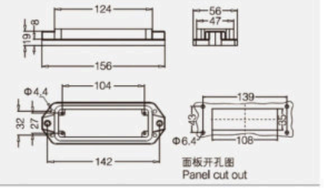

塑料防护盖 Protection covers, plastic

螺纹 Thread	型号 Type
---	HP24B-CV-2S/2

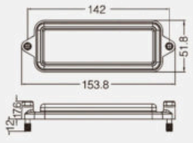

防护等级 Degree of protection： IP68

上壳 侧出线 高结构 Hoods, side entry,high construction



螺纹 Thread	型号 Type
	螺栓联锁Screw locking
M25	HP24B/H-SEH-2S-M25
M32	HP24B/H-SEH-2S-M32
M40	HP24B/H-SEH-2S-M40
M50	HP24B/H-SEH-2S-M50
2M32	HP24B/H-SEH-2S-2M32
PG21	HP24B/H-SEH-2S-PG21
PG29	HP24B/H-SEH-2S-PG29
PG36	HP24B/H-SEH-2S-PG36
	轴销联锁Toggle locking
M25	HP24B/H-SEH-2T-M25
M32	HP24B/H-SEH-2T-M32
M40	HP24B/H-SEH-2T-M40
PG21	HP24B/H-SEH-2T-PG21
PG25	HP24B/H-SEH-2T-PG29
PG36	HP24B/H-SEH-2T-PG36

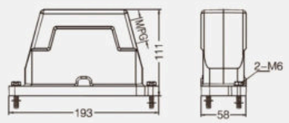

上壳 顶出线 高结构 Hoods, top entry, high construction

螺纹 Thread	型号 Type
	螺栓联锁Screw locking
M25	HP24B/H-TEH-2S-M25
M32	HP24B/H-TEH-2S-M32
M40	HP24B/H-TEH-2S-M40
M50	HP24B/H-TEH-2S-M50
PG21	HP24B/H-TEH-2S-PG21
PG29	HP24B/H-TEH-2S-PG29
PG36	HP24B/H-TEH-2S-PG36
	轴销联锁Toggle locking
M25	HP24B/H-TEH-2T-M25
M32	HP24B/H-TEH-2T-M32
M40	HP24B/H-TEH-2T-M40
M50	HP24B/H-TEH-2T-M50
PG21	HP24B/H-TEH-2T-PG21
PG29	HP24B/H-TEH-2T-PG29
PG36	HP24B/H-TEH-2T-PG36

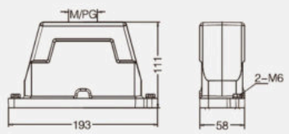

上壳 顶出线 高结构 Hoods, top entry, high construction

螺纹 Thread	型号 Type
	螺栓联锁Screw locking
M63	HP24B/H-TEH-2S-M63
	轴销联锁Toggle locking
M63	HP24B/H-TEH-2T-M63

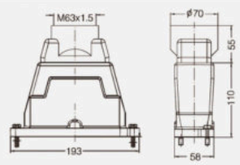

不封底下壳 Housings, bulkhead mounting

螺纹 Thread	型号 Type
	螺栓联锁Screw locking
---	HP24B/H-BK-2H
	轴销联锁Toggle locking
---	HP24B/H-BK-2T
	带金属盖With Metal Cover
	螺栓联锁Screw locking
---	HP24B/H-BK-2H-MCV
	轴销联锁Toggle locking
---	HP24B/H-BK-2T-MCV

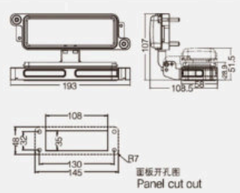

防护等级 Degree of protection： IP68

封底下壳 高结构 Housings, surface mounting, high construction

螺纹 Thread	型号 Type
	螺栓联锁Screw locking
M25	HP24B/H-SFH-2H-M25
M32	HP24B/H-SFH-2H-M32
M40	HP24B/H-SFH-2H-M40
2M40	HP24B/H-SFH-2H-2M40
PG21	HP24B/H-SFH-2H-PG21
PG29	HP24B/H-SFH-2H-PG29
PG36	HP24B/H-SFH-2H-PG36
	轴销联锁Toggle locking
M25	HP24B/H-SFH-2T-M25
M32	HP24B/H-SFH-2T-M32
M40	HP24B/H-SFH-2T-M40
PG21	HP24B/H-SFH-2T-PG21
PG29	HP24B/H-SFH-2T-PG29

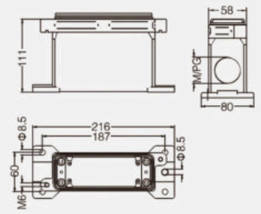

封底下壳 Housings, surface mounting

螺纹 Thread	型号 Type
	螺栓联锁Screw locking
3M25	HP24B/H-BK-SE-2H-3M25
	轴销联锁Toggle locking
3M25	HP24B/H-BK-SE-2T-3M25

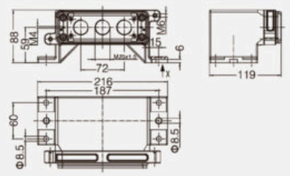

防护盖 Protection covers, metal

螺纹 Thread	型号 Type
	螺栓联锁Screw locking
---	HP24B/H-MCV-2S
	轴销联锁Toggle locking
---	HP24B/H-MCV-2T

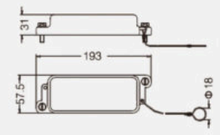

防护等级 Degree of protection： IP68

上壳 侧出线 高结构 Hoods, side entry,high construction

螺纹 Thread	型号 Type
M25	HP24B/H-SEH-4S-M25
M32	HP24B/H-SEH-4S-M32
M40	HP24B/H-SEH-4S-M40
PG21	HP24B/H-SEH-4S-PG21
PG29	HP24B/H-SEH-4S-PG29

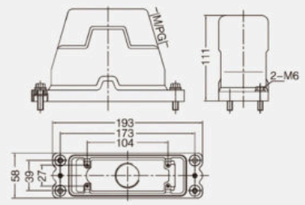

上壳 顶出线 高结构 Hoods, top entry, high construction

螺纹 Thread	型号 Type
M25	HP24B/H-TEH-4S-M25
M32	HP24B/H-TEH-4S-M32
M40	HP24B/H-TEH-4S-M40
M50	HP24B/H-TEH-4S-M50
PG21	HP24B/H-TEH-4S-PG21
PG29	HP24B/H-TEH-4S-PG29
PG36	HP24B/H-TEH-4S-PG36

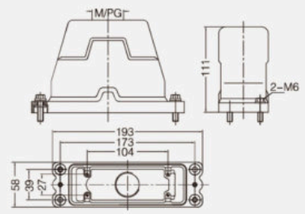

上壳 顶出线 高结构 Hoods, top entry, high construction

螺纹 Thread	型号 Type
3M32	HP24B/H-TEHH-4S-3M32

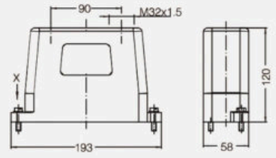

上壳 顶出线 高结构 Hoods, top entry, high construction

螺纹 Thread	型号 Type
M63	HP24B/H-TEH-4S-M63

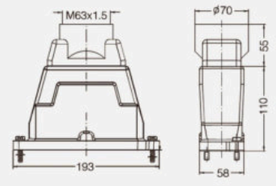

不封底下壳 Housings, bulkhead mounting

螺纹 Thread	型号 Type
---	HP24B/H-BK-4H

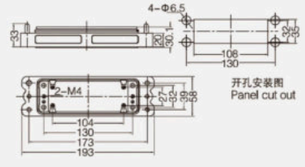

24B高防护外壳 Hoods & Housings For Harsh Environmental Requirements

防护等级 Degree of protection： IP68

整体型外壳 侧出线 高结构 Hoods, side entry, high construction

螺纹 Thread	型号 Type
M32	HC24B-SEH-2S-M32
M40	HC24B-SEH-2S-M40
PG21	HC24B-SEH-2S-PG21
PG29	HC24B-SEH-2S-PG29

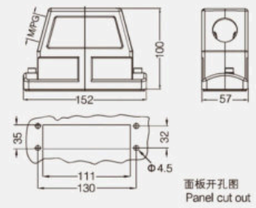

整体型外壳 顶出线 高结构 Hoods, top entry, high construction

螺纹 Thread	型号 Type
M32	HC24B-TEH-2S-M32
M40	HC24B-TEH-2S-M40
PG21	HC24B-TEH-2S-PG21
PG29	HC24B-TEH-2S-PG29

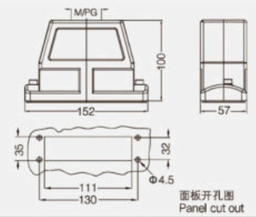

芯体安装支块 Mouning frames

描述 Applications	型号 Type
整体型外壳适配 For integral rype hoods	APT-C

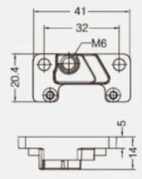

防护等级 Degree of protection： IP65

更多锁扣样式选择：请参考11-02页
More Lock Lever type：Please reference page 11-02 for details

上壳 侧出线 Hoods, side entry

螺纹 Thread	型号 Type
M25	HV24B-SE-2B-M25
M32	HV24B-SE-2B-M32
PG21	HV24B-SE-2B-PG21

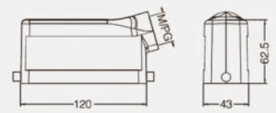

上壳 侧出线 高结构 Hoods, side entry,high construction

螺纹 Thread	型号 Type
M32	HV24B-SEH-2B-M32
M40	HV24B-SEH-2B-M40
PG21	HV24B-SEH-2B-PG21
PG29	HV24B-SEH-2B-PG29
PG36	HV24B-SEH-2B-PG36

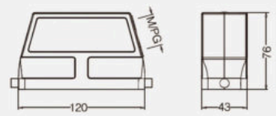

上壳 顶出线 Hoods, top entry

螺纹 Thread	型号 Type
M25	HV24B-TE-2B-M25
M32	HV24B-TE-2B-M32
PG21	HV24B-TE-2B-PG21
PG29	HV24B-TE-2B-PG29

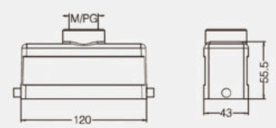

上壳 顶出线 高结构 Hoods, top entry, high construction

螺纹 Thread	型号 Type
M32	HV24B-TEH-2B-M32
M40	HV24B-TEH-2B-M40
PG21	HV24B-TEH-2B-PG21
PG29	HV24B-TEH-2B-PG29
PG36	HV24B-TEH-2B-PG36

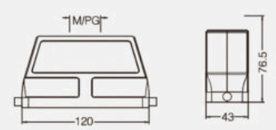

飞线下壳 Housings, cable to cable

螺纹 Thread	型号 Type
M25	HV24B-CCT-1L-M25
M32	HV24B-CCT-1L-M32
PG21	HV24B-CCT-1L-PG21
PG29	HV24B-CCT-1L-PG29

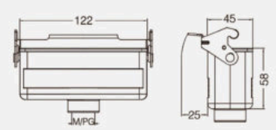

飞线下壳 高结构 Housings, cable to cable, high construction

螺纹 Thread	型号 Type
M32	HV24B-CCTH-1L-M32
M40	HV24B-CCTH-1L-M40
PG21	HV24B-CCTH-1L-PG21
PG29	HV24B-CCTH-1L-PG29

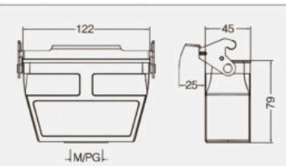

HV24B金属外壳 适用高压插芯(HVE系列) Metal Hoods & Housings For High Voltage Inserts(HVE Series)

防护等级 Degree of protection： IP65

更多锁扣样式选择：请参考11-02页
More Lock Lever type：Please reference page 11-02 for details

不封底下壳 Housings, bulkhead mounting

螺纹 Thread	型号 Type
---	HV24B-BK-1L
	带塑料盖With Plastic Cove
---	HV24B-BK-1L-CV
	带金属盖With Metal Cover
---	HV24B-BK-1L-MCV

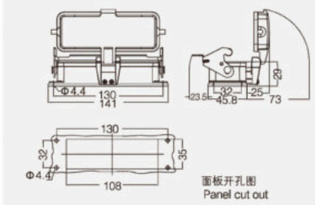

封底下壳 Housings, surface mounting

螺纹 Thread	型号 Type
M25	HV24B-SF-1L-M25
2M25	HV24B-SF-1L-2M25
PG21	HV24B-SF-1L-PG21
2PG21	HV24B-SF-1L-2PG21
	带塑料盖With Plastic Cover
M25	HV24B-SF-1L-CV-M25
2M25	HV24B-SF-1L-CV-2M25
PG21	HV24B-SF-1L-CV-PG21
2PG21	HV24B-SF-1L-CV-2PG21
	带金属盖With Metal Cover
M25	HV24B-SF-1L-MCV-M25
2M25	HV24B-SF-1L-MCV-2M25
PG21	HV24B-SF-1L-MCV-PG21
2PG21	HV24B-SF-1L-MCV-2PG21

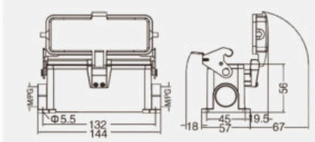

封底下壳 高结构 Housings, surface mounting, high construction

螺纹 Thread	型号 Type
M32	HV24B-SFH-1L-M32
2M32	HV24B-SFH-1L-2M32
PG21	HV24B-SFH-1L-PG21
2PG21	HV24B-SFH-1L-2PG21
PG29	HV24B-SFH-1L-PG29
2PG29	HV24B-SFH-1L-2PG29
	带塑料盖With Plastic Cover
M32	HV24B-SFH-1L-CV-M32
2M32	HV24B-SFH-1L-CV-2M32
PG21	HV24B-SFH-1L-CV-PG21
2PG21	HV24B-SFH-1L-CV-2PG21
PG29	HV24B-SFH-1L-CV-PG29
2PG29	HV24B-SFH-1L-CV-2PG29
	带金属盖With Metal Cover
M32	HV24B-SFH-1L-MCV-M32
2M32	HV24B-SFH-1L-MCV-2M32
PG21	HV24B-SFH-1L-MCV-PG21
2PG21	HV24B-SFH-1L-MCV-2PG21
PG29	HV24B-SFH-1L-MCV-PG29
2PG29	HV24B-SFH-1L-MCV-2PG29

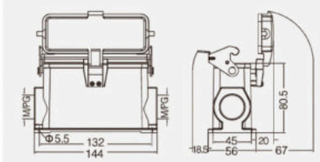

防护等级 Degree of protection： IP65

更多锁扣样式选择：请参考11-02页
More Lock Lever type：Please reference page 11-02 for details

上壳 侧出线 Hoods, side entry

螺纹 Thread	型号 Type
M25	HV24B-SE-4B-M25
M32	HV24B-SE-4B-M32
PG21	HV24B-SE-4B-PG21

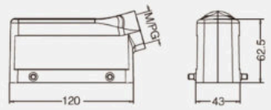

上壳 侧出线 高结构 Hoods, side entry,high construction

螺纹 Thread	型号 Type
M32	HV24B-SEH-4B-M32
M40	HV24B-SEH-4B-M40
PG21	HV24B-SEH-4B-PG21
PG29	HV24B-SEH-4B-PG29

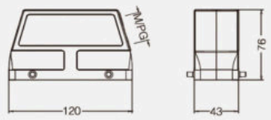

上壳 顶出线 Hoods, top entry

螺纹 Thread	型号 Type
M25	HV24B-TE-4B-M25
M32	HV24B-TE-4B-M32
PG21	HV24B-TE-4B-PG21
PG29	HV24B-TE-4B-PG29

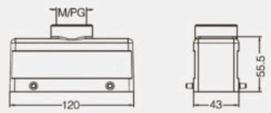

上壳 顶出线 高结构 Hoods, top entry, high construction

螺纹 Thread	型号 Type
M32	HV24B-TEH-4B-M32
M40	HV24B-TEH-4B-M40
PG21	HV24B-TEH-4B-PG21
PG29	HV24B-TEH-4B-PG29

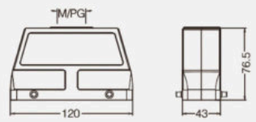

不封底下壳 Housings, bulkhead mounting

螺纹 Thread	型号 Type
---	HV24B-BK-2L

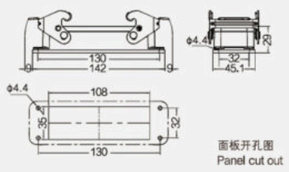

封底下壳 Housings, surface mounting

螺纹 Thread	型号 Type
M25	HV24B-SF-2L-M25
2M25	HV24B-SF-2L-2M25
PG21	HV24B-SF-2L-PG21
2PG21	HV24B-SF-2L-2PG21

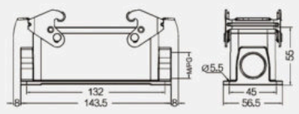

HV24B金属外壳 适用高压插芯(HVE系列) Metal Hoods & Housings For High Voltage Inserts(HVE Series)

防护等级 Degree of protection： IP65

更多锁扣样式选择：请参考11-02页
More Lock Lever type：Please reference page 11-02 for details

封底下壳 高结构 Housings, surface mounting, high construction

螺纹 Thread	型号 Type
M32	HV24B-SFH-2L-M32
2M32	HV24B-SFH-2L-2M32
2M40	HV24B-SFH-2L-2M40
PG21	HV24B-SFH-2L-PG21
2PG21	HV24B-SFH-2L-2PG21
PG29	HV24B-SFH-2L-PG29
2PG29	HV24B-SFH-2L-2PG29

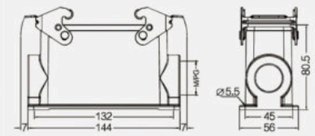

飞线下壳 Housings, cable to cable

螺纹 Thread	型号 Type
M25	HV24B-CCT-2L-M25
M32	HV24B-CCT-2L-M32
PG21	HV24B-CCT-2L-PG21
PG29	HV24B-CCT-2L-PG29

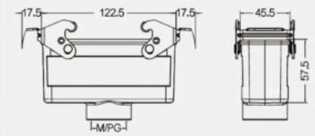

飞线下壳 高结构 Housings, cable to cable, high construction

螺纹 Thread	型号 Type
M32	HV24B-CCTH-2L-M32
M40	HV24B-CCTH-2L-M40
PG21	HV24B-CCTH-2L-PG21
PG29	HV24B-CCTH-2L-PG29

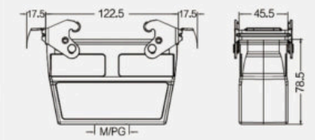

塑料防护盖 4卡扣 Protection covers, plastic

接线方式 Connect way	描述 Applications	型号 Type
---	用于上壳 For hoods	H24B-CV-4C

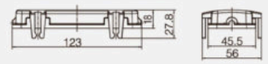

塑料防护盖 Protection covers, plastic

接线方式 Connect way	描述 Applications	型号 Type
	塑料盖/用于飞线下壳 For Housings,cable to cable	H24B-CV-4B/1
	塑料盖/用于不封底,封底下壳 For housing,bulkhead/ surface mounting	H24B-CV-4B/2

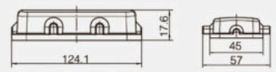

防护等级 Degree of protection： IP65

更多锁扣样式选择：请参考11-02页
More Lock Lever type：Please reference page 11-02 for details

上壳 侧出线 Hoods, side entry

螺纹 Thread	型号 Type
M25	HV24B-SE-2L-M25
M32	HV24B-SE-2L-M32
PG21	HV24B-SE-2L-PG21

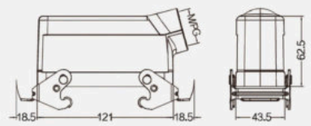

上壳 侧出线 高结构 Hoods, side entry,high construction

螺纹 Thread	型号 Type
M32	HV24B-SEH-2L-M32
M40	HV24B-SEH-2L-M40
PG21	HV24B-SEH-2L-PG21
PG29	HV24B-SEH-2L-PG29

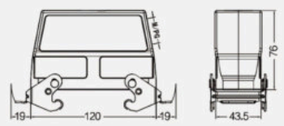

上壳 顶出线 Hoods, top entry

螺纹 Thread	型号 Type
M25	HV24B-TE-2L-M25
M32	HV24B-TE-2L-M32
PG21	HV24B-TE-2L-PG21
PG29	HV24B-TE-2L-PG29

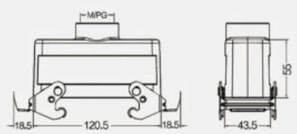

上壳 顶出线 高结构 Hoods, top entry, high construction

螺纹 Thread	型号 Type
M32	HV24B-TEH-2L-M32
M40	HV24B-TEH-2L-M40
PG21	HV24B-TEH-2L-PG21
PG29	HV24B-TEH-2L-PG29

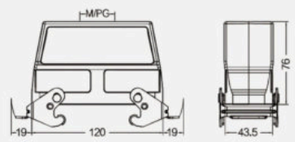

不封底下壳 Housings, bulkhead mounting

螺纹 Thread	型号 Type
---	HV24B-BK-4B
	带塑料盖With Plastic Cover
---	HV24B-BK-4B-CV
	带金属盖With Metal Cover
---	HV24B-BK-4B-MCV

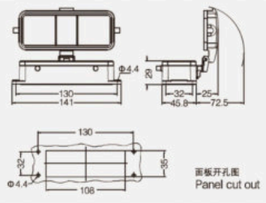

防护等级 Degree of protection： IP65

封底下壳 Housings, surface mounting

螺纹 Thread	型号 Type
M25	HV24B-SF-4B-M25
2M25	HV24B-SF-4B-2M25
PG21	HV24B-SF-4B-PG21
2PG21	HV24B-SF-4B-2PG21
	带塑料盖With Plastic Cover
M25	HV24B-SF-4B-CV-M25
2M25	HV24B-SF-4B-CV-2M25
PG21	HV24B-SF-4B-CV-PG21
2PG21	HV24B-SF-4B-CV-2PG21
	带金属盖With Metal Cover
M25	HV24B-SF-4B-MCV-M25
2M25	HV24B-SF-4B-MCV-2M25
PG21	HV24B-SF-4B-MCV-PG21
2PG21	HV24B-SF-4B-MCV-2PG21

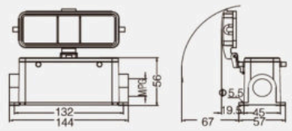

封底下壳 高结构 Housings, surface mounting, high construction

螺纹 Thread	型号 Type
M32	HV24B-SFH-4B-M32
2M32	HV24B-SFH-4B-2M32
PG21	HV24B-SFH-4B-PG21
2PG21	HV24B-SFH-4B-2PG21
PG29	HV24B-SFH-4B-PG29
2PG29	HV24B-SFH-4B-2PG29
	带塑料盖With Plastic Cover
M32	HV24B-SFH-4B-CV-M32
2M32	HV24B-SFH-4B-CV-2M32
PG21	HV24B-SFH-4B-CV-PG21
2PG21	HV24B-SFH-4B-CV-2PG21
PG29	HV24B-SFH-4B-CV-PG29
2PG29	HV24B-SFH-4B-CV-2PG29
	带金属盖With Metal Cover
M32	HV24B-SFH-4B-MCV-M32
2M32	HV24B-SFH-4B-MCV-2M32
PG21	HV24B-SFH-4B-MCV-PG21
2PG21	HV24B-SFH-4B-MCV-2PG21
PG29	HV24B-SFH-4B-MCV-PG29
2PG29	HV24B-SFH-4B-MCV-2PG29

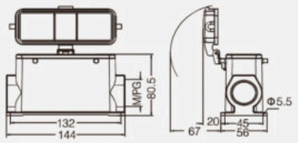

防护盖 Protection covers, metal

接线方式 Connect way	描述 Applications	型号 Type
	金属保护盖/用于上壳 For hoods	H24B-MCV-4B/1
	金属保护盖/用于下壳 For housings	H24B-MCV-4B/2

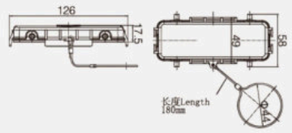

防护盖 Protection covers, metal

接线方式 Connect way	描述 Applications	型号 Type
	金属保护盖/用于上壳 For hoods	H24B-MCV-2L.1S
	金属保护盖/用于下壳 For housings	H24B-MCV-2L.2S

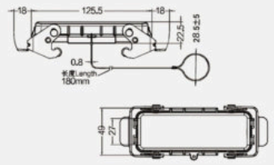

防护等级 Degree of protection： IP65

上壳 侧出线 高结构 Hoods, side entry,high construction

螺纹 Thread	型号 Type
M25	HV24B-SEH-1L/C-M25
M32	HV24B-SEH-1L/C-M32
M40	HV24B-SEH-1L/C-M40
PG21	HV24B-SEH-1L/C-PG21
PG29	HV24B-SEH-1L/C-PG29

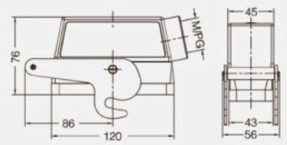

不封底下壳 Housings, bulkhead mounting

螺纹 Thread	型号 Type
---	HV24B-BK-2B/C

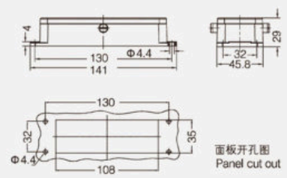

不封底下壳 Housings, bulkhead mounting

螺纹 Thread	型号 Type
---	HV24B-BK-2B/B

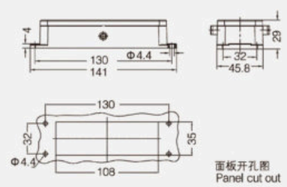

防护等级 Degree of protection： IP65

上壳 侧出线 Hoods, side entry

螺纹 Thread	型号 Type
M32	H32B-SE-2B-M32
M40	H32B-SE-2B-M40
M50	H32B-SE-2B-M50
PG29	H32B-SE-2B-PG29
PG36	H32B-SE-2B-PG36
PG42	H32B-SE-2B-PG42

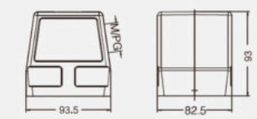

上壳 顶出线 Hoods, top entry

螺纹 Thread	型号 Type
M32	H32B-TE-2B-M32
M40	H32B-TE-2B-M40
M50	H32B-TE-2B-M50
PG29	H32B-TE-2B-PG29
PG36	H32B-TE-2B-PG36
PG42	H32B-TE-2B-PG42

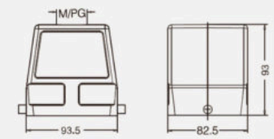

不封底下壳 Housings, bulkhead mounting

螺纹 Thread	型号 Type
---	H32B-BK-1L
	带塑料盖 With plastic cover
---	H32B-BK-1L-CV
	带金属盖 With metal cover
---	H32B-BK-1L-MCV

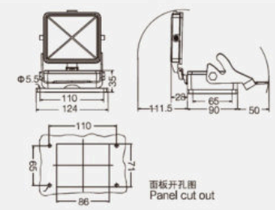

封底下壳 Housings, surface mounting

螺纹 Thread	型号 Type
M32	H32B-SF-1L-M32
2M32	H32B-SF-1L-2M32
M40	H32B-SF-1L-M40
2M40	H32B-SF-1L-2M40
M50	H32B-SF-1L-M50
PG29	H32B-SF-1L-PG29
2PG29	H32B-SF-1L-2PG29
PG36	H32B-SF-1L-PG36
2PG36	H32B-SF-1L-2PG36
	带塑料盖 With plastic cover
M32	H32B-SF-1L-CV-M32
2M32	H32B-SF-1L-CV-2M32
M40	H32B-SF-1L-CV-M40
2M40	H32B-SF-1L-CV-2M40
PG29	H32B-SF-1L-CV-PG29
2PG29	H32B-SF-1L-CV-2PG29
PG36	H32B-SF-1L-CV-PG36
2PG36	H32B-SF-1L-CV-2PG36
	带金属盖 With metal cover
M32	H32B-SF-1L-MCV-M32
2M32	H32B-SF-1L-MCV-2M32
M40	H32B-SF-1L-MCV-M40
2M40	H32B-SF-1L-MCV-2M40
PG29	H32B-SF-1L-MCV-PG29
2PG29	H32B-SF-1L-MCV-2PG29
PG36	H32B-SF-1L-MCV-PG36
2PG36	H32B-SF-1L-MCV-2PG36

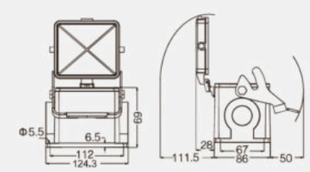

防护等级 Degree of protection： IP65

上壳 侧出线 Hoods, side entry

螺纹 Thread	型号 Type
M32	H32B-SE-4B-M32
M40	H32B-SE-4B-M40
M50	H32B-SE-4B-M50
PG29	H32B-SE-4B-PG29
PG36	H32B-SE-4B-PG36
PG42	H32B-SE-4B-PG42
G2	H32B-SE-4B-G2

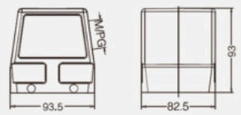

上壳 顶出线 Hoods, top entry

螺纹 Thread	型号 Type
M32	H32B-TE-4B-M32
M40	H32B-TE-4B-M40
M50	H32B-TE-4B-M50
PG29	H32B-TE-4B-PG29
PG36	H32B-TE-4B-PG36
PG42	H32B-TE-4B-PG42

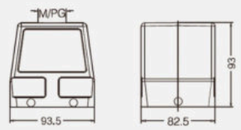

不封底下壳 Housings, bulkhead mounting

螺纹 Thread	型号 Type
---	H32B-BK-2L

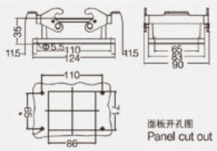

封底下壳 Housings, surface mounting

螺纹 Thread	型号 Type
M32	H32B-SF-2L-M32
2M32	H32B-SF-2L-2M32
M40	H32B-SF-2L-M40
2M40	H32B-SF-2L-2M40
M50	H32B-SF-2L-M50
PG29	H32B-SF-2L-PG29
2PG29	H32B-SF-2L-2PG29
PG36	H32B-SF-2L-PG36
2PG36	H32B-SF-2L-2PG36
PG42	H32B-SF-2L-PG42
2PG42	H32B-SF-2L-2PG42

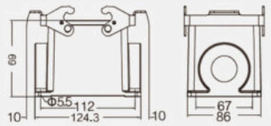

飞线下壳 Housings, cable to cable

螺纹 Thread	型号 Type
M32	H32B-CCT-2L-M32
M40	H32B-CCT-2L-M40
M50	H32B-CCT-2L-M50
PG29	H32B-CCT-2L-PG29
PG36	H32B-CCT-2L-PG36
PG42	H32B-CCT-2L-PG42

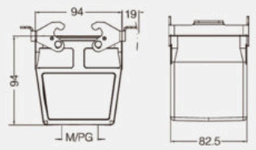

防护盖 Protection covers, metal

螺纹 Thread	型号 Type
---	H32B-MCV-4B/2

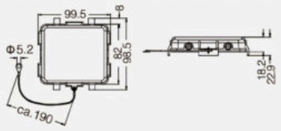

防护等级 Degree of protection： IP65

防护盖 Protection covers, metal

螺纹 Thread	型号 Type
---	H32B-MCV-2L.1S

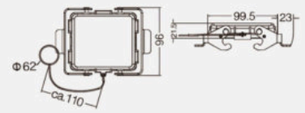

不封底下壳 Housings, bulkhead mounting

螺纹 Thread	型号 Type
---	H32B-BK-4B
	带塑料盖 With plastic cover
---	H32B-BK-4B-CV
	带金属盖 With metal cover
---	H32B-BK-4B-MCV

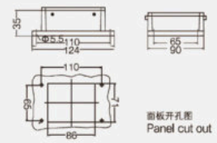

封底下壳 Housings, surface mounting

螺纹 Thread	型号 Type
M32	H32B-SF-4B-M32
2M32	H32B-SF-4B-2M32
M40	H32B-SF-4B-M40
2M40	H32B-SF-4B-2M40
PG29	H32B-SF-4B-PG29
2PG29	H32B-SF-4B-2PG29
PG36	H32B-SF-4B-PG36
2PG36	H32B-SF-4B-2PG36
PG42	H32B-SF-4B-PG42

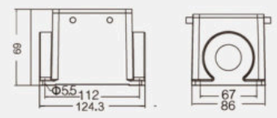

上壳 侧出线 Hoods, side entry

螺纹 Thread	型号 Type
M32	H32B-SE-2L-M32
PG29	H32B-SE-2L-PG29

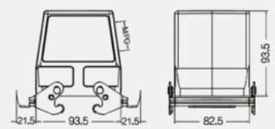

上壳 顶出线 Hoods, top entry

螺纹 Thread	型号 Type
M32	H32B-TE-2L-M32
M40	H32B-TE-2L-M40
M50	H32B-TE-2L-M50
PG29	H32B-TE-2L-PG29
PG36	H32B-TE-2L-PG36
PG42	H32B-TE-2L-PG42

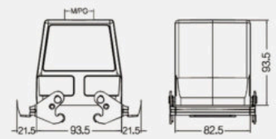

防护等级 Degree of protection： IP65

上壳 侧出线 Hoods, side entry

螺纹 Thread	型号 Type
M32	HV32B-SE-2B-M32
PG29	HV32B-SE-2B-PG29
PG36	HV32B-SE-2B-PG36
PG42	HV32B-SE-2B-PG42

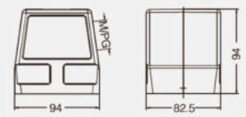

上壳 顶出线 Hoods, top entry

螺纹 Thread	型号 Type
M32	HV32B-TE-2B-M32
M40	HV32B-TE-2B-M40
M50	HV32B-TE-2B-M50
PG29	HV32B-TE-2B-PG29
PG36	HV32B-TE-2B-PG36
PG42	HV32B-TE-2B-PG42

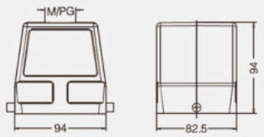

不封底下壳 Housings, bulkhead mounting

螺纹 Thread	型号 Type
---	HV32B-BK-1L
	带塑料盖 With plastic cover
---	HV32B-BK-1L-CV
	带金属盖 With metal cover
---	HV32B-BK-1L-MCV

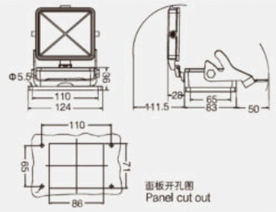

封底下壳 Housings, surface mounting

螺纹 Thread	型号 Type
M32	HV32B-SF-1L-M32
2M32	HV32B-SF-1L-2M32
M40	HV32B-SF-1L-M40
2M40	HV32B-SF-1L-2M40
PG29	HV32B-SF-1L-PG29
2PG29	HV32B-SF-1L-2PG29
PG36	HV32B-SF-1L-PG36
2PG36	HV32B-SF-1L-2PG36
	带塑料盖 With plastic cover
M32	HV32B-SF-1L-CV-M32
2M32	HV32B-SF-1L-CV-2M32
M40	HV32B-SF-1L-CV-M40
2M40	HV32B-SF-1L-CV-2M40
PG29	HV32B-SF-1L-CV-PG29
2PG29	HV32B-SF-1L-CV-2PG29
PG36	HV32B-SF-1L-CV-PG36
2PG36	HV32B-SF-1L-CV-2PG36
	带金属盖 With metal cover
M32	HV32B-SF-1L-MCV-M32
2M32	HV32B-SF-1L-MCV-2M32
M40	HV32B-SF-1L-MCV-M40
2M40	HV32B-SF-1L-MCV-2M40
PG29	HV32B-SF-1L-MCV-PG29
2PG29	HV32B-SF-1L-MCV-2PG29
PG36	HV32B-SF-1L-MCV-PG36
2PG36	HV32B-SF-1L-MCV-2PG36

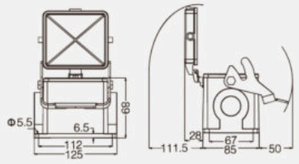

HV32B金属外壳-适用高压插芯(HVE系列) Metal Hoods & Housings For High Voltage Inserts(HVE Series)

防护等级 Degree of protection： IP65

上壳 侧出线 Hoods, side entry

螺纹 Thread	型号 Type
M32	HV32B-SE-4B-M32
M40	HV32B-SE-4B-M40
M50	HV32B-SE-4B-M50
PG29	HV32B-SE-4B-PG29
PG36	HV32B-SE-4B-PG36
PG42	HV32B-SE-4B-PG42

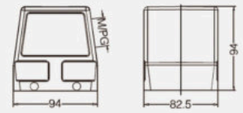

上壳 顶出线 Hoods, top entry

螺纹 Thread	型号 Type
M32	HV32B-TE-4B-M32
M40	HV32B-TE-4B-M40
M50	HV32B-TE-4B-M50
PG29	HV32B-TE-4B-PG29
PG36	HV32B-TE-4B-PG36
PG42	HV32B-TE-4B-PG42

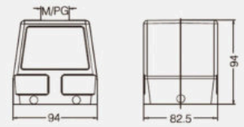

不封底下壳 Housings, bulkhead mounting

螺纹 Thread	型号 Type
---	HV32B-BK-2L

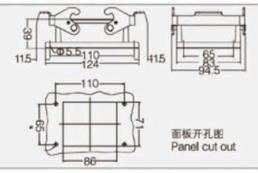

封底下壳 Housings, surface mounting

螺纹 Thread	型号 Type
M32	HV32B-SF-2L-M32
2M32	HV32B-SF-2L-2M32
M40	HV32B-SF-2L-M40
2M40	HV32B-SF-2L-2M40
PG29	HV32B-SF-2L-PG29
2PG29	HV32B-SF-2L-2PG29
PG36	HV32B-SF-2L-PG36
2PG36	HV32B-SF-2L-2PG36
2PG42	HV32B-SF-2L-2PG42

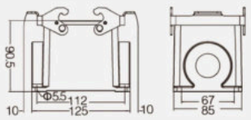

飞线下壳 Housings, cable to cable

螺纹 Thread	型号 Type
M32	HV32B-CCT-2L-M32
M40	HV32B-CCT-2L-M40
PG29	HV32B-CCT-2L-PG29
PG36	HV32B-CCT-2L-PG36
PG42	HV32B-CCT-2L-PG42

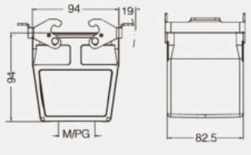

防护盖 Protection covers, metal

螺纹 Thread	型号 Type
---	HV32B-MCV-4B/2

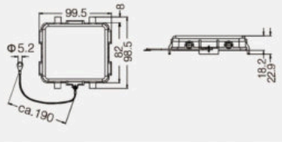

HV32B金属外壳-适用高压插芯(HVE系列) Metal Hoods & Housings For High Voltage Inserts(HVE Series)

防护等级 Degree of protection： IP65

防护盖 Protection covers, metal

螺纹 Thread	型号 Type
---	HV32B-MCV-2L.1S

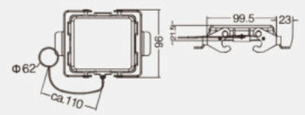

48B 金属外壳 Metal Hoods & Housings

防护等级 Degree of protection： IP65

上壳 侧出线 Hoods, side entry

螺纹 Thread	型号 Type
M32	H48B-SE-2B-M32
M40	H48B-SE-2B-M40
M50	H48B-SE-2B-M50
PG29	H48B-SE-2B-PG29
PG36	H48B-SE-2B-PG36
PG42	H48B-SE-2B-PG42

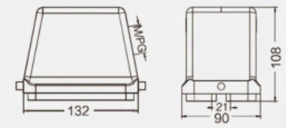

上壳 顶出线 Hoods, top entry

螺纹 Thread	型号 Type
M32	H48B-TE-2B-M32
M40	H48B-TE-2B-M40
M50	H48B-TE-2B-M50
PG29	H48B-TE-2B-PG29
PG36	H48B-TE-2B-PG36
PG42	H48B-TE-2B-PG42

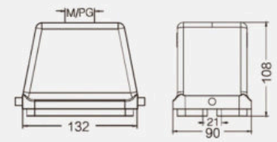

不封底下壳 Housings, bulkhead mounting

螺纹 Thread	型号 Type
---	H48B-BK-1L
	带塑料盖 With plastic cover
---	H48B-BK-1L-CV
	带金属盖 With metal cover
---	H48B-BK-1L-MCV

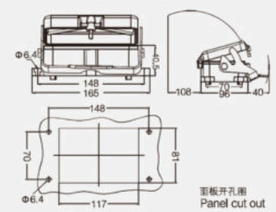

封底下壳 Housings, surface mounting

螺纹 Thread	型号 Type
M32	H48B-SF-1L-M32
2M32	H48B-SF-1L-2M32
M40	H48B-SF-1L-M40
2M40	H48B-SF-1L-2M40
M50	H48B-SF-1L-M50
2M50	H48B-SF-1L-2M50
PG29	H48B-SF-1L-PG29
2PG29	H48B-SF-1L-2PG29
PG36	H48B-SF-1L-PG36
2PG36	H48B-SF-1L-2PG36
	带塑料盖 With plastic cover
M32	H48B-SF-1L-CV-M32
2M32	H48B-SF-1L-CV-2M32
M40	H48B-SF-1L-CV-M40
2M40	H48B-SF-1L-CV-2M40
PG29	H48B-SF-1L-CV-PG29
2PG29	H48B-SF-1L-CV-2PG29
PG36	H48B-SF-1L-CV-PG36
2PG36	H48B-SF-1L-CV-2PG36
	带金属盖 With metal cover
M32	H48B-SF-1L-MCV-M32
2M32	H48B-SF-1L-MCV-2M32
M40	H48B-SF-1L-MCV-M40
2M40	H48B-SF-1L-MCV-2M40
PG29	H48B-SF-1L-MCV-PG29
2PG29	H48B-SF-1L-MCV-2PG29
PG36	H48B-SF-1L-MCV-PG36
2PG36	H48B-SF-1L-MCV-2PG36

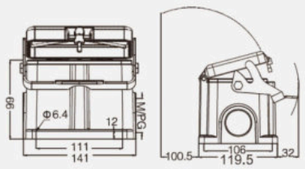

HV48B金属外壳-适用高压插芯(HVE系列) Metal Hoods & Housings For High Voltage Inserts(HVE Series)

防护等级 Degree of protection： IP65

上壳 侧出线 Hoods, side entry

螺纹 Thread	型号 Type
M32	HV48B-SE-2B-M32
M40	HV48B-SE-2B-M40
M50	HV48B-SE-2B-M50
PG29	HV48B-SE-2B-PG29
PG36	HV48B-SE-2B-PG36
PG42	HV48B-SE-2B-PG42

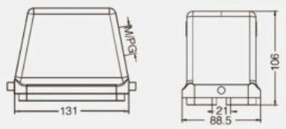

上壳 顶出线 Hoods, top entry

螺纹 Thread	型号 Type
M32	HV48B-TE-2B-M32
M40	HV48B-TE-2B-M40
M50	HV48B-TE-2B-M50
PG29	HV48B-TE-2B-PG29
PG36	HV48B-TE-2B-PG36
PG42	HV48B-TE-2B-PG42

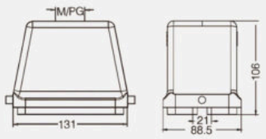

不封底下壳 Housings, bulkhead mounting

螺纹 Thread	型号 Type
---	HV48B-BK-1L
	带塑料盖 With plastic cover
---	HV48B-BK-1L-CV
	带金属盖 With metal cover
---	HV48B-BK-1L-MCV

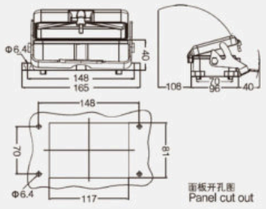

封底下壳 Housings, surface mounting

螺纹 Thread	型号 Type
M32	HV48B-SF-1L-M32
2M32	HV48B-SF-1L-2M32
M40	HV48B-SF-1L-M40
2M40	HV48B-SF-1L-2M40
PG29	HV48B-SF-1L-PG29
2PG29	HV48B-SF-1L-2PG29
PG36	HV48B-SF-1L-PG36
2PG36	HV48B-SF-1L-2PG36
	带塑料盖 With plastic cover
M32	HV48B-SF-1L-CV-M32
2M32	HV48B-SF-1L-CV-2M32
M40	HV48B-SF-1L-CV-M40
2M40	HV48B-SF-1L-CV-2M40
PG29	HV48B-SF-1L-CV-PG29
2PG29	HV48B-SF-1L-CV-2PG29
PG36	HV48B-SF-1L-CV-PG36
2PG36	HV48B-SF-1L-CV-2PG36
	带金属盖 With metal cover
M32	HV48B-SF-1L-MCV-M32
2M32	HV48B-SF-1L-MCV-2M32
M40	HV48B-SF-1L-MCV-M40
2M40	HV48B-SF-1L-MCV-2M40
PG29	HV48B-SF-1L-MCV-PG29
2PG29	HV48B-SF-1L-MCV-2PG29
PG36	HV48B-SF-1L-MCV-PG36
2PG36	HV48B-SF-1L-MCV-2PG36

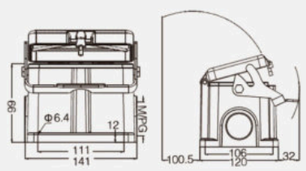

HC塑料外壳 Plastic Hoods & Housings

防护等级 Degree of protection： IP65

上壳 侧出线 Hoods, side entry

螺纹 Thread	型号 Type
PG16	HC.P-SE-2B-PG16

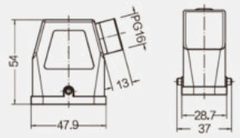

上壳 顶出线 Hoods, top entry

螺纹 Thread	型号 Type
M25	HC.P-TE-2B-M25
PG16	HC.P-TE-2B-PG16
PG21	HC.P-TE-2B-PG21

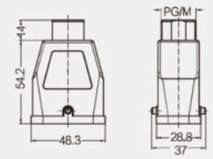

上壳 顶出线 Hoods, top entry

螺纹 Thread	型号 Type
PAFS18	HC.P-TE-2B-PAFS18

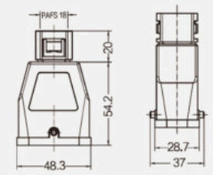

不封底下壳 Housings, bulkhead mounting

螺纹 Thread	型号 Type
---	HC.P-BK-1L-SE

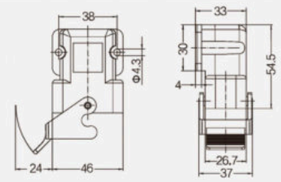

封底下壳 Housings, surface mounting

螺纹 Thread	型号 Type
PG16	HC.P-SF-1L-PG16

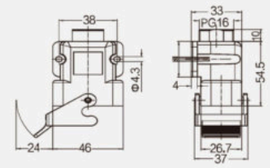

不封底下壳 Housings, bulkhead mounting

螺纹 Thread	型号 Type
---	HC.P-BK-1L

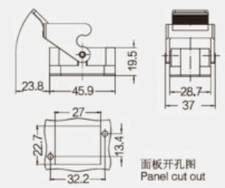

防护等级 Degree of protection： IP65

飞线下壳 Housings, cable to cable

螺纹 Thread	型号 Type
M25	HC.P-CCT-1L-M25
PG16	HC.P-CCT-1L-PG16

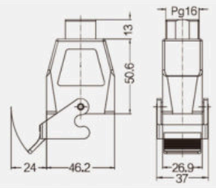

飞线下壳 Housings, cable to cable

螺纹 Thread	型号 Type
PAFS18	HC.P-CCT-1L-PAFS18

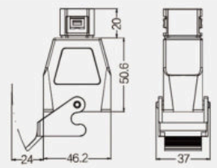

防护盖 Protection covers, metal

螺纹 Thread	型号 Type
	不带密封圈Without sealing
---	HC.P-CV-2B/1
	带密封圈With sealing
---	HC.P-CV-2B/2

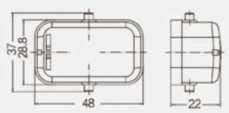

电缆接头 用于上壳 Cable gland, for housings

螺纹 Thread	型号 Type
M25	WNAPC-M25B(D6.5-9.5)
M25	WNAPC-M25B(D10.5-14)
M25	WNAPC-M25B(D14-17)
PG16	WNAPC-PG16B(D11.5-15.5)
PG21	WNAPC-PG21B(D14-18)
PG21	WNAPC-PG21B(D17-20.5)

	cable		SW
	min.	max.	
WNAPC-M25B/(D6.5-9.5)	6.5 mm	9.5 mm	30
WNAPC-M25B/(D10.5-14)	10.5 mm	14 mm	30
WANPC-M25B/(D14-17)	14 mm	17 mm	30
WANPC-PG16B/(D11.5-15.5)	11.5 mm	15.5 mm	27
WANPC-PG21B/(D14-18)	14 mm	18 mm	33
WANPC-PG21B/(D17-20.5)	17 mm	20.5 mm	33

电缆接头 用于上壳 Cable gland, for housings

螺纹 Thread	型号 Type
PG16	WNAPC-PG16BS(D6.5-9.5)
PG16	WNAPC-PG16BS(D11.5-15.5)

	cable		SW
	min.	max.	
WNAPC-PG16BS/(D6.5-9.5)	6.5 mm	9.5 mm	27
WNAPC-PG16BS/(D11.5-15.5)	11.5 mm	15.5 mm	27

喷涂Epoxy power paint 防护等级 Degree of protection： IP65

上壳 侧出线 Hoods, side entry

螺纹 Thread	型号 Type
M25	HC-SE-2B-M25

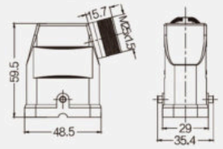

上壳 侧出线 高结构 上下分体式 Hoods, side entry, high construction

螺纹 Thread	型号 Type
M25	HC-SEH-2B-M25

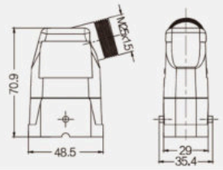

上壳 顶出线 高结构 上下分体式 Hoods, top entry, high construction

螺纹 Thread	型号 Type
M25	HC-TEH-2B-M25

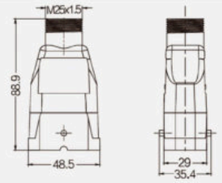

上壳 侧出线 高结构 合盖式 Hoods, side entry, high construction

螺纹 Thread	型号 Type
M25	HC-SEHS-2B-M25

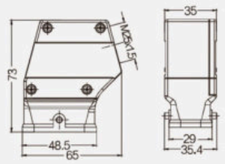

上壳 顶出线 高结构 合盖式 Hoods, top entry, high construction

螺纹 Thread	型号 Type
M25	HC-TEHS-2B-M25

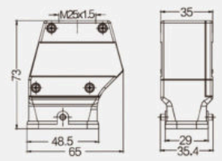

不封底下壳 Housings, bulkhead mounting

螺纹 Thread	型号 Type
---	HC-BK-1L/S

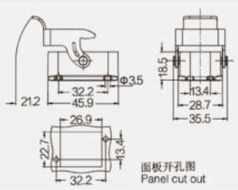

喷涂Epoxy power paint 防护等级 Degree of protection： IP65

防护盖 Protection covers, metal

螺纹 Thread	型号 Type
	不带密封圈Without sealing
---	HC-MCV-2B/1
	带密封圈With sealing
---	HC-MCV-2B/2

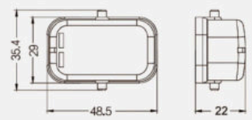

电缆接头 用于上壳 Cable gland, for housings

螺纹 Thread	型号 Type
M25	WNAMC-M25(D10.5-14)
M25	WNAMC-M25(D14-17)

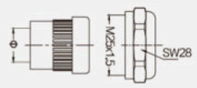

	Φ(线径)	cable min.	cable max.	SW
WNAMC-M25	10.5-14	10.5 mm	14 mm	28
WNAMC-M25	14-17	14 mm	17 mm	

镀铬Chromated 防护等级 Degree of protection： IP65

上壳 侧出线 Hoods, side entry

螺纹 Thread	型号 Type
M25	C.HC-SE-2B-M25

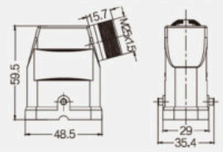

上壳 侧出线 高结构 上下分体式 Hoods, side entry, high construction

螺纹 Thread	型号 Type
M25	C.HC-SEH-2B-M25

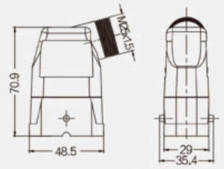

上壳 顶出线 高结构 上下分体式 Hoods, top entry, high construction

螺纹 Thread	型号 Type
M25	C.HC-TEH-2B-M25

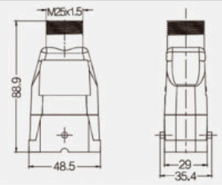

上壳 侧出线 高结构 合盖式 Hoods, side entry, high construction

螺纹 Thread	型号 Type
M25	C.HC-SEHS-2B-M25

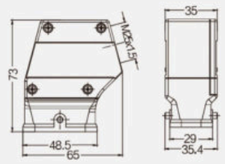

上壳 顶出线 高结构 合盖式 Hoods, top entry, high construction

螺纹 Thread	型号 Type
M25	C.HC-TEHS-2B-M25

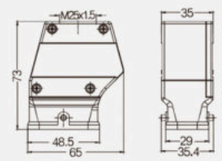

不封底下壳 Housings, bulkhead mounting

螺纹 Thread	型号 Type
---	C.HC-BK-1L/S

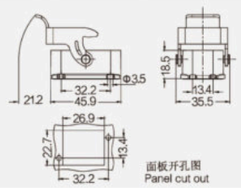

镀铬Chromated 防护等级 Degree of protection： IP65

防护盖 Protection covers, metal

螺纹 Thread	型号 Type
	不带密封圈Without sealing
---	C.HC-MCV-2B/1
	带密封圈With sealing
---	C.HC-MCV-2B/2

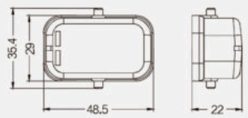

电缆接头 用于上壳 Cable gland, for housings

螺纹 Thread	型号 Type
M25	WNAMC-M25(D10.5-14)
M25	WNAMC-M25(D14-17)

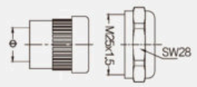

	Φ (线径)	cable		SW
		min.	max.	
WNAMC-M25	10.5-14	10.5 mm	14 mm	28
WNAMC-M25	14-17	14 mm	17 mm	28

镀镍Nickel plating 防护等级 Degree of protection： IP65

上壳 侧出线 Hoods, side entry

螺纹 Thread	型号 Type
M25	EMC.HC-SE-2B-M25

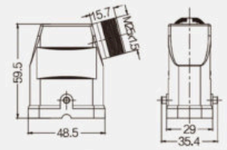

上壳 侧出线 高结构 上下分体式 Hoods, side entry, high construction

螺纹 Thread	型号 Type
M25	EMC.HC-SEH-2B-M25

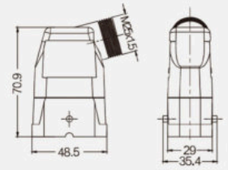

上壳 顶出线 高结构 上下分体式 Hoods, top entry, high construction

螺纹 Thread	型号 Type
M25	EMC.HC-TEH-2B-M25

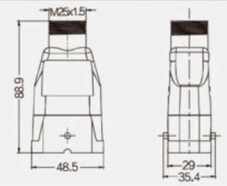

上壳 侧出线 高结构 合盖式 Hoods, side entry, high construction

螺纹 Thread	型号 Type
M25	EMC.HC-SEHS-2B-M25

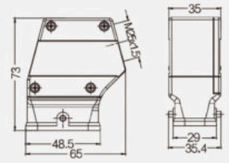

上壳 顶出线 高结构 合盖式 Hoods, top entry, high construction

螺纹 Thread	型号 Type
M25	EMC.HC-TEHS-2B-M25

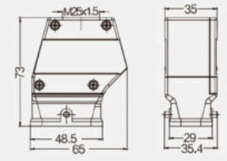

不封底下壳 Housings, bulkhead mounting

螺纹 Thread	型号 Type
---	EMC.HC-BK-1L/S

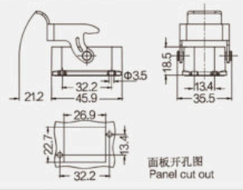

镀镍Nickel plating 防护等级 Degree of protection： IP65

防护盖 Protection covers, metal

螺纹 Thread	型号 Type
	不带密封圈Without sealing
---	EMC.HC-MCV-2B/1
	带密封圈With sealing
---	EMC.HC-MCV-2B/2

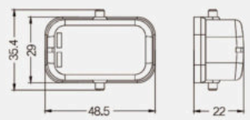

电缆接头 用于上壳 Cable gland, for housings

螺纹 Thread	型号 Type
M25	WNAMC-M25(D10.5-14)
M25	WNAMC-M25(D14-17)

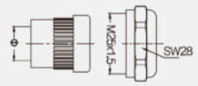

	Φ(线径)	cable		SW
		min.	max.	
WNAMC-M25	10.5-14	10.5 mm	14 mm	28
WNAMC-M25	14-17	14 mm	17 mm	28

5A 冷压接插针(适用于HM,EMC-008,D-SUB,插芯)
5A Crimp contacts (for HM,EMC-008,D-SUB, inserts)

接触电阻≤3mΩ Contact resistance≤3mΩ

镀银
silver plated

镀金
gold plated

公 Male	订货号 Part Number	母 Female
CSSM-0.25	61030000178	CSSF-0.25
CSSM-0.33	61030000194	CSSF-0.33
CSSM-0.52	61030000173	CSSF-0.52
CSSM-0.82	61030000182	CSSF-0.82
CSGM-0.25	61030000078	CSGF-0.25
CSGM-0.33	61030000094	CSGF-0.33
CSGM-0.52	61030000073	CSGF-0.52
CSGM-0.82	61030000082	CSGF-0.82

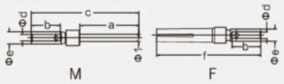

a	b	c	d	e	f
8.23	4.2	14.0	1.35	1.75	13.6
8.10	4.0	14.8	1.12	1.66	14.4
8.10	4.0	14.8	0.90	1.66	14.4
8.10	4.0	14.8	0.64	1.66	14.4

线规 Wire gague		剥线长度 Stripping length
0.09-0.25 mm²	AWG 28-24	5 mm
0.13-0.33 mm²	AWG 26-22	5 mm
0.33-0.52 mm²	AWG 22-20	5 mm
0.33-0.82 mm²	AWG 22-18	5 mm

10A 冷压接插针(适用于HD,HDD,HM,HK,HQ插芯)
10A Crimp contacts (for HD,HDD,HM,HK,HQ inserts)

接触电阻≤3mΩ Contact resistance≤3mΩ

镀银
silver plated

镀金
gold plated

公 Male	订货号 Part Number	母 Female
CDSM-0.37	09150006104	CDSF-0.37
CDSM-0.5	09150006103	CDSF-0.5
CDSM-0.75	09150006105	CDSF-0.75
CDSM-1.0	09150006102	CDSF-1.0
CDSM-1.5	09150006101	CDSF-1.5
CDSM-2.5	09150006106	CDSF-2.5
CDGM-0.37	09150006124	CDGF-0.37
CDGM-0.5	09150006123	CDGF-0.5
CDGM-0.75	09150006125	CDGF-0.75
CDGM-1.0	09150006122	CDGF-1.0
CDGM-1.5	09150006121	CDGF-1.5
CDGM-2.5	09150006126	CDGF-2.5

线规 Wire gague		Φ	剥线长度 Stripping length
0.14-0.37 mm²	AWG 26-22	0.9	8 mm
0.5 mm²	AWG 20	1.1	8 mm
0.75 mm²	AWG 18	1.3	8 mm
1 mm²	AWG 18	1.45	8 mm
1.5 mm²	AWG 16	1.75	8 mm
2.5 mm²	AWG 14	2.25	6 mm

10A 压簧冷压接插针,带两爪支撑(适用于HD,HDD,HM,HK,HQ插芯)
10A take two claws support (for HD,HDD,HM,HK,HQ inserts)

接触电阻≤3mΩ Contact resistance≤3mΩ

镀银
silver plated

镀金
gold plated

公 Male	订货号 Part Number	母 Female
CDSM-0.37B	09150006304	CDSF-0.37B
CDSM-0.5B	09150006303	CDSF-0.5B
CDSM-0.75B	09150006305	CDSF-0.75B
CDSM-1.0B	09150006302	CDSF-1.0B
CDSM-1.5B	09150006301	CDSF-1.5B
CDSM-2.5B	09150006306	CDSF-2.5B
CDGM-0.37B	09150006324	CDGF-0.37B
CDGM-0.5B	09150006323	CDGF-0.5B
CDGM-0.75B	09150006325	CDGF-0.75B
CDGM-1.0B	09150006322	CDGF-1.0B
CDGM-1.5B	09150006321	CDGF-1.5B
CDGM-2.5B	09150006326	CDGF-2.5B

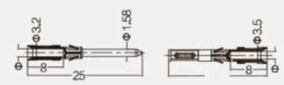

线规 Wire gague		Φ	剥线长度 Stripping length
0.14-0.37 mm²	AWG 26-22	0.9	8 mm
0.5 mm²	AWG 20	1.1	8 mm
0.75 mm²	AWG 18	1.3	8 mm
1 mm²	AWG 18	1.45	8 mm
1.5 mm²	AWG 16	1.75	8 mm
2.5 mm²	AWG 14	2.25	6 mm

10A 冷压接插针,带三爪支撑(适用于HD,HDD,HM,HK,HQ插芯)
10A Crimp contactstake three claws support (for HD,HDD,HM,HK,HQ inserts)

接触电阻≤3mΩ Contact resistance≤3mΩ

镀银
silver plated

镀金
gold plated

公 Male	订货号 Part Number	母 Female
ZCDSM-0.37	09150006504	ZCDSF-0.37
ZCDSM-0.5	09150006503	ZCDSF-0.5
ZCDSM-0.75	09150006505	ZCDSF-0.75
ZCDSM-1.0	09150006502	ZCDSF-1.0
ZCDSM-1.5	09150006501	ZCDSF-1.5
ZCDSM-2.5	09150006506	ZCDSF-2.5
ZCDGM-0.37	09150006524	ZCDGF-0.37
ZCDGM-0.5	09150006523	ZCDGF-0.5
ZCDGM-0.75	09150006525	ZCDGF-0.75
ZCDGM-1.0	09150006522	ZCDGF-1.0
ZCDGM-1.5	09150006521	ZCDGF-1.5
ZCDGM-2.5	09150006526	ZCDGF-2.5

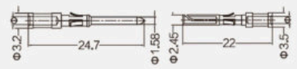

M F

线规 Wire gague		Φ	剥线长度 Stripping length
0.14-0.37 mm²	AWG 26-22	0.9	8 mm
0.5 mm²	AWG 20	1.1	8 mm
0.75 mm²	AWG 18	1.3	8 mm
1 mm²	AWG 18	1.45	8 mm
1.5 mm²	AWG 16	1.75	8 mm
2.5 mm²	AWG 14	2.25	6 mm

16A 冷压接插针(适用于HA,HE,HEE,HM,HK 插芯)
16A Crimp contacts (for HA,HE,HEE,HM,HK inserts)

接触电阻≤1mΩ Contact resistance≤1mΩ

镀银
silver plated

镀金
gold plated

公 Male	订货号 Part Number	母 Female
CESM-0.37	09330006127	CESF-0.37
CESM-0.5	09330006121	CESF-0.5
CESM-0.75	09330006114	CESF-0.75
CESM-1.0	09330006105	CESF-1.0
CESM-1.5	09330006104	CESF-1.5
CESM-2.5	09330006102	CESF-2.5
CESM-3.0	09330006106	CESF-3.0
CESM-4.0	09330006107	CESF-4.0
CEGM-0.37	09330006117	CEGF-0.37
CEGM-0.5	09330006122	CEGF-0.5
CEGM-0.75	09330006115	CEGF-0.75
CEGM-1.0	09330006118	CEGF-1.0
CEGM-1.5	09330006116	CEGF-1.5
CEGM-2.5	09330006123	CEGF-2.5
CEGM-4.0	09330006119	CEGF-4.0

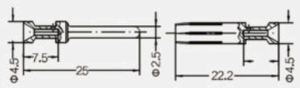

M F

标示 Identification	线规 Wire gague		剥线长度 Stripping length
no groove	0.14-0.37 mm²	AWG 26-22	7.5mm
no groove	0.5 mm²	AWG 20	7.5mm
1 groove	0.75 mm²	AWG 18	7.5mm
1 groove	1 mm²	AWG 18	7.5mm
2 groove	1.5 mm²	AWG 16	7.5mm
3 groove	2.5 mm²	AWG 14	7.5mm
wide groove	3 mm²	AWG 12	7.5mm
no groove	4 mm²	AWG 12	7.5mm

16A 冷压接插针(采用冠簧接触)(适用于HA,HE,HEE,HM,HK)
16A Crimp contacts (with crown contact) (for HA,HE,HEE,HM,HK inserts)

接触电阻≤1mΩ Contact resistance≤1mΩ

镀银
silver plated

镀金
gold plated

公 Male	订货号 Part Number	母 Female
CESM-0.37	09330006327	CESF-0.37G
CESM-0.5	09330006321	CESF-0.5G
CESM-0.75	09330006314	CESF-0.75G
CESM-1.0	09330006305	CESF-1.0G
CESM-1.5	09330006304	CESF-1.5G
CESM-2.5	09330006302	CESF-2.5G
CESM-3.0	09330006306	CESF-3.0G
CESM-4.0	09330006307	CESF-4.0G
CEGM-0.37	09330006317	CEGF-0.37G
CEGM-0.5	09330006322	CEGF-0.5G
CEGM-0.75	09330006315	CEGF-0.75G
CEGM-1.0	09330006318	CEGF-1.0G
CEGM-1.5	09330006316	CEGF-1.5G
CEGM-2.5	09330006323	CEGF-2.5G
CEGM-4.0	09330006319	CEGF-4.0G

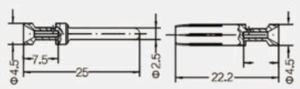

M F

标示 Identification	线规 Wire gague		剥线长度 Stripping length
no groove	0.14-0.37 mm²	AWG 26-22	7.5mm
no groove	0.5 mm²	AWG 20	7.5mm
1 groove	0.75 mm²	AWG 18	7.5mm
1 groove	1 mm²	AWG 18	7.5mm
2 groove	1.5 mm²	AWG 16	7.5mm
3 groove	2.5 mm²	AWG 14	7.5mm
wide groove	3 mm²	AWG 12	7.5mm
no groove	4 mm²	AWG 12	7.5mm

40A 冷压接插针(适用于HM,HK等插芯)
40A Crimp contacts (for HM,HK inserts)

接触电阻≤0.3mΩ Contact resistance≤0.3mΩ

镀银
silver plated

镀金
gold plated

公 Male	订货号 Part Number	母 Female
CCSM-1.5	09320006104	CCSF-1.5
CCSM-2.5	09320006105	CCSF-2.5
CCSM-4.0	09320006107	CCSF-4.0
CCSM-6.0	09320006108	CCSF-6.0
CCSM-10.0	09320006109	CCSF-10.0
CCGM-1.5	09320006304	CCGF-1.5
CCGM-2.5	09320006305	CCGF-2.5
CCGM-4.0	09320006307	CCGF-4.0
CCGM-6.0	09320006308	CCGF-6.0
CCGM-10.0	09320006309	CCGF-10.0

M F

线规 Wire gague		Φ	剥线长度 Stripping length
1.5 mm²	AWG 16	1.75	9 mm
2.5mm²	AWG 14	2.25	9 mm
4 mm²	AWG 12	2.85	9.6 mm
6 mm²	AWG 10	3.5	9.6 mm
10 mm²	AWG 8	4.3	15 mm

70A 冷压接插针(适用于HM等插芯)
70A Crimp contacts (for HM inserts)

接触电阻≤0.5mΩ Contact resistance≤0.5mΩ

镀银
silver plated

公 Male	订货号 Part Number	母 Female
CKSM70-6	09320006130	CKSF70-6
CKSM70-10	09320006131	CKSF70-10
CKSM70-16	09320006132	CKSF70-16
CKSM70-25	09320006133	CKSF70-25

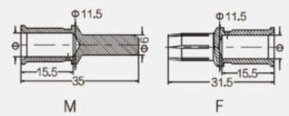

M F

线规 Wire gague	Φ	剥线长度 Stripping length
6mm²	3.5	15.5 mm
10mm²	4.3	15.5 mm
16mm²	5.5	15.5 mm
25mm²	7	15.5 mm
电缆绞线体据 IEC 60 228-5		

100A 冷压接插针(采用冠簧接触)(适用于HM,HK插芯)
100A Crimp contacts (with crown contact) (for HM,HK inserts)

接触电阻≤0.3mΩ Contact resistance≤0.3mΩ

镀银
silver plated

公 Male	订货号 Part Number	母 Female
CKSM-10	09110006114	CKSF-10G
CKSM-16	09110006116	CKSF-16G
CKSM-25	09110006125	CKSF-25G
CKSM-35	09110006135	CKSF-35G
		开槽结构 Slot structure
		CKSF-10
		CKSF-16
		CKSF-25
		CKSF-35

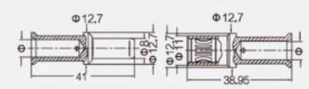

M F

线规 Wire gague	Φ	剥线长度 Stripping length
10 mm²	4.3	19 mm
16mm²	5.5	19 mm
25 mm²	7	19 mm
35 mm²	8.2	16 mm
电缆绞线体据 IEC 60 228-5		

200A 冷压接插针(适用于HM插芯)
200A Crimp contacts (for HM inserts)

接触电阻≤0.3mΩ Contact resistance≤0.3mΩ

镀银
silver plated

公 Male	订货号 Part Number	母 Female
CHSM200-25	09110006120	CHSF200-25
CHSM200-35	09110006121	CHSF200-35
CHSM200-50	09110006122	CHSF200-50
CHSM200-70	09110006123	CHSF200-70

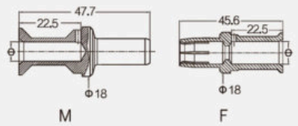

导线截面 Wire gauge	Φ	剥线长度 Stripping length
25 mm²	7	22.5 mm
35 mm²	8.2	22.5 mm
50 mm²	10	22.5 mm
70 mm²	11.5	22.5 mm
电缆绞线依据 IEC 60 228-5-		

保险延迟针
Relay contact

镀银
silver plated

线规(mm²)Wire gauge(mm²)	型号 Designation
1.0	CESM-1.0R
1.5	CESM-1.5R
2.5	CESM-2.5R

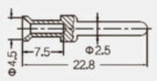

用编码销编号 Coding system with code pins

编码销
Code pin

型号Designation
CODE-M3

模块型编码销
Modular code pin

MCODE-M3

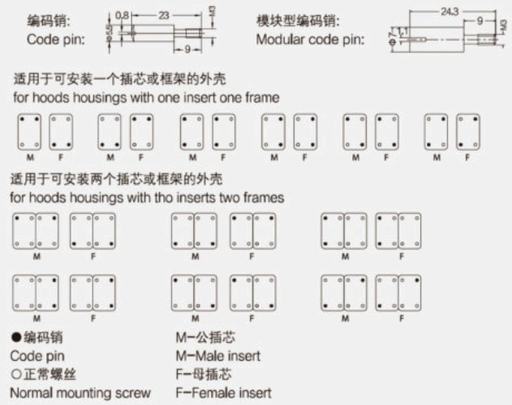

●编码销
Code pin
○正常螺丝
Normal mounting screw

M-公插芯
M-Male insert
F-母插芯
F-Female insert

用导向销和导向孔编号Coding system with guide pins bushes

导向孔
Guide bush

型号Designation
GBUSH-M3

导向销
Guide pin

GPIN-M3

模块型导向孔
Modular guide bush

MGBUSH-M3

模块型导向销
Modular guide pin

MGPIN-M3



●导向孔
Guide pin
○导向销
Bush
+正常螺丝
Normal mounting screw

M-公插芯
M-Male insert
F-母插芯
F-Female insert

□□ Coding

编码销 Code pin

型号Designation
CODE-E

□ □□□□□□□,□□□□□□□□□□□□
□ □□□ HEC,HEE,HE-5/0,HM-006,HM-008
□ □□□□□□,□□□□□□□□□□
□ Use of the coding pin prevents incorrect mating to other connectors of the same type.
② For HEC,HEE,HE-5/0,HM-006,HM-008
③ The male pin should be omitted from the opposing cavity in the male insert.

编码销 Code pin

型号Designation
CODE-D

① 使用此编码销,可避免相同连接器的误插
② 适用于HD,HDD,HMD-012，HMDD-017，HQ-7/0，HQ-012/0
③ 使用编码销时,公插对应孔不能装插针
① Use of the coding pin prevents incorrect mating to other connectors of the same type.
② For HD,HDD,HMD-012，HMDD-017，HQ-7/0，HQ-012/0
③ The male pin should be omitted from the opposing cavity in the male insert.

滚花螺栓 Screw pin

型号Designation
GH-M4

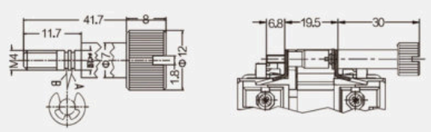

套筒螺栓 Screw bash

型号Designation
GHT-M3

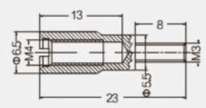

安装架 Mounting

用于H version
for H version housings

规格 Size	型号Designation
6B	HP6B-MF
10B	HP10B-MF
16B	HP16B-MF
24B	HP24B-MF

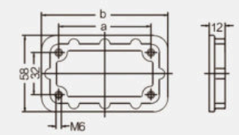

规格Size	a	b
6B	70	96
10B	83	109
16B	103	129
24B	130	156

对接架 Docking frame

规格 Size	型号Designation
6B	H6B-ADK
10B	H10B-ADK
16B	H16B-ADK
24B	H24B-ADK

技术参数 Technical characteristics
材料 Material
-对接架 不锈钢
-Docking frame stainless steel
-固定螺栓 铁，镀锌
-Fixing screws steel, zinc-plated
插入容差 Pull-in-range
-x轴 x-axis ±1.5mm
-y轴 y-axis ±1.5mm
拔插次数
Mechanical working life ≥500

安装开口 Assembly cut put

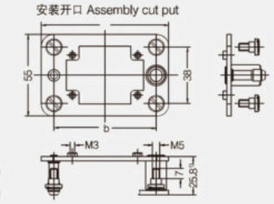

1)距离 电气针和光线电缆距离最大27mm
气动针距离做大26.5mm
Distance for electrical and F.O. contacts max. 27 mm; for pneumatic contacts max. 26.5 mm

产品包括 Range of delivery:
1个架子 1 frame
4个带平头的螺栓，用于固定对接架
4 cheese head shoulder screws to fix the docking frame

规格Size	a	b	c	d	e
6B	86	69	69	54.5	84
10B	99	82	82	67.5	97
16B	119.5	102.5	102.5	88	117.5
24B	146	129	129	114.5	144

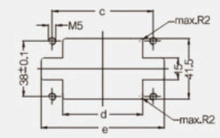

退针器 Contact removal tools

D-sud 退针器　D-sub Contact removal tool

适用范围Application	型号Designation
5A 冷压针 for 5A crimp contacts	TL08

HD 退针器　HD Contact removal tool

适用范围Application	型号Designation
10A 冷压针 for 10A crimp contacts	TL00
16A带三爪的公插针 16A male contacts (take three claws support)	

HEE 退针器　HEE Contact removal tool

适用范围Application	型号Designation
16A 冷压针 16A crimp contacts	TL01

HEE 退针器　HEE Contact removal tool

适用范围Application	型号Designation
16A带三爪的母插针 16A female contacts (take three claws support)	TL09

C型 退针器 Contact removal tool

适用范围Application	型号Designation
40A 冷压针 40A crimp contacts	TL06G

K型 退针器 Contact removal tool

适用范围Application	型号Designation
H2MK-002插芯inserts HMK-001插芯inserts	TL07

送针器 Insertion Tool

适用范围Application	型号Designation
10A/16A辅助装针工具 Insertion tool for crimp contacts	TL15

压接工具 Crimping tools

5A 冷压钳 5A Crimping tool

压接线径 Wire gauge	型号Designation
0.09-0.82mm²	TL03

10A/16A/40A 冷压钳 10A/16A/40A Crimping tool

压接线径 Wire gauge	型号Designation
0.14-4mm²	TL02G
1.5-6mm²	TL02-0G
4/6/10mm²	TL02-3G

100A/650A 大电流手动液压钳 100A/650A manual hydraulic clamp

描述 Description	压接线径 Wire gauge	型号 Designation
出力：自动泄压 Output：automatic pressure release	10-240mm²	TL05
出力：13T Output：13T		
重量：6.2kg Weight：6.2kg		

CHINT
正泰鑫辉

绿色互联世界　创新共享价值

浙江正泰鑫辉光伏有限公司
ZHEJIANG CHINT XINHUI PV CO.,LTD.

http : //www.chintxhpv.com

获取最新资料